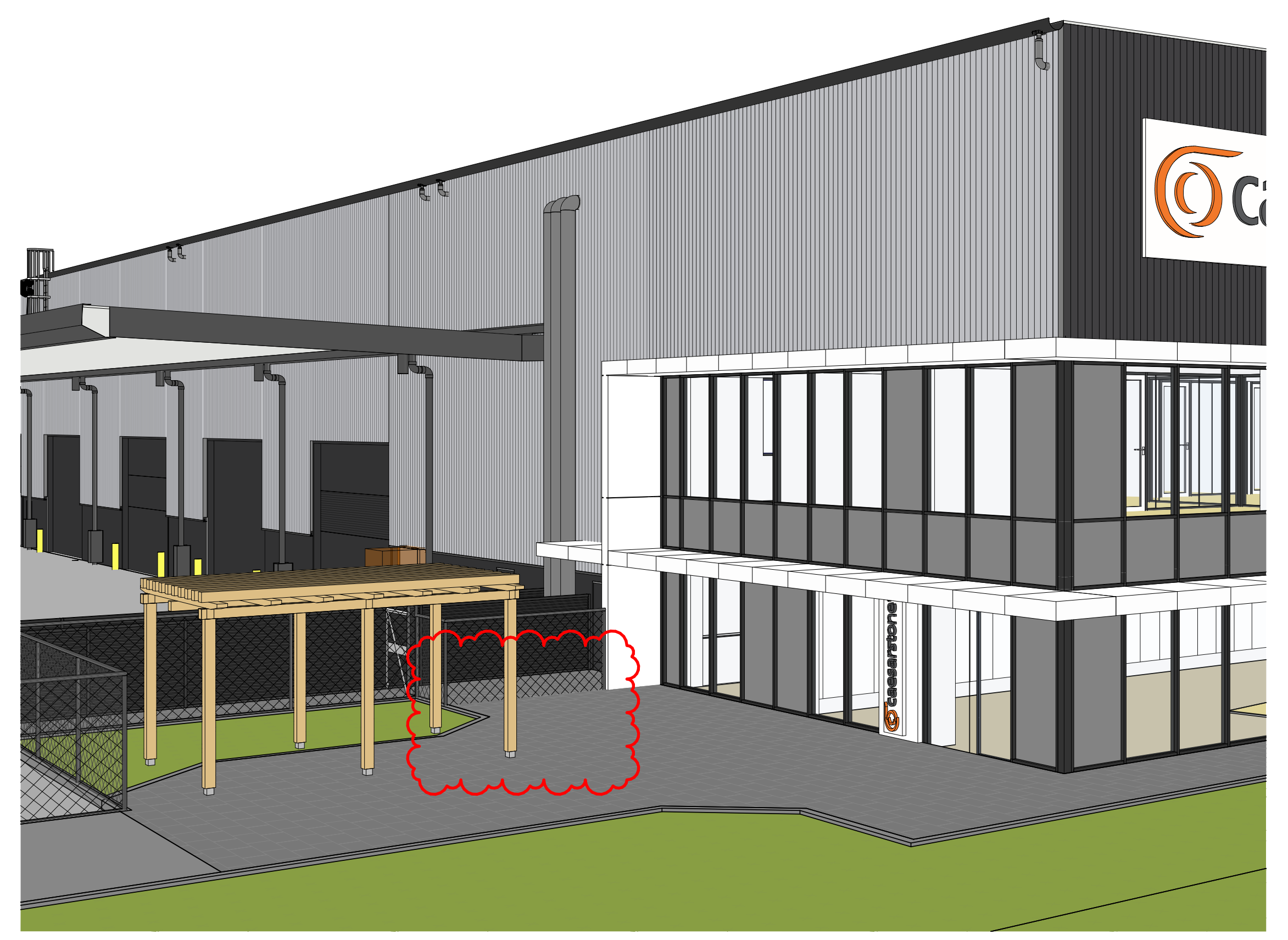
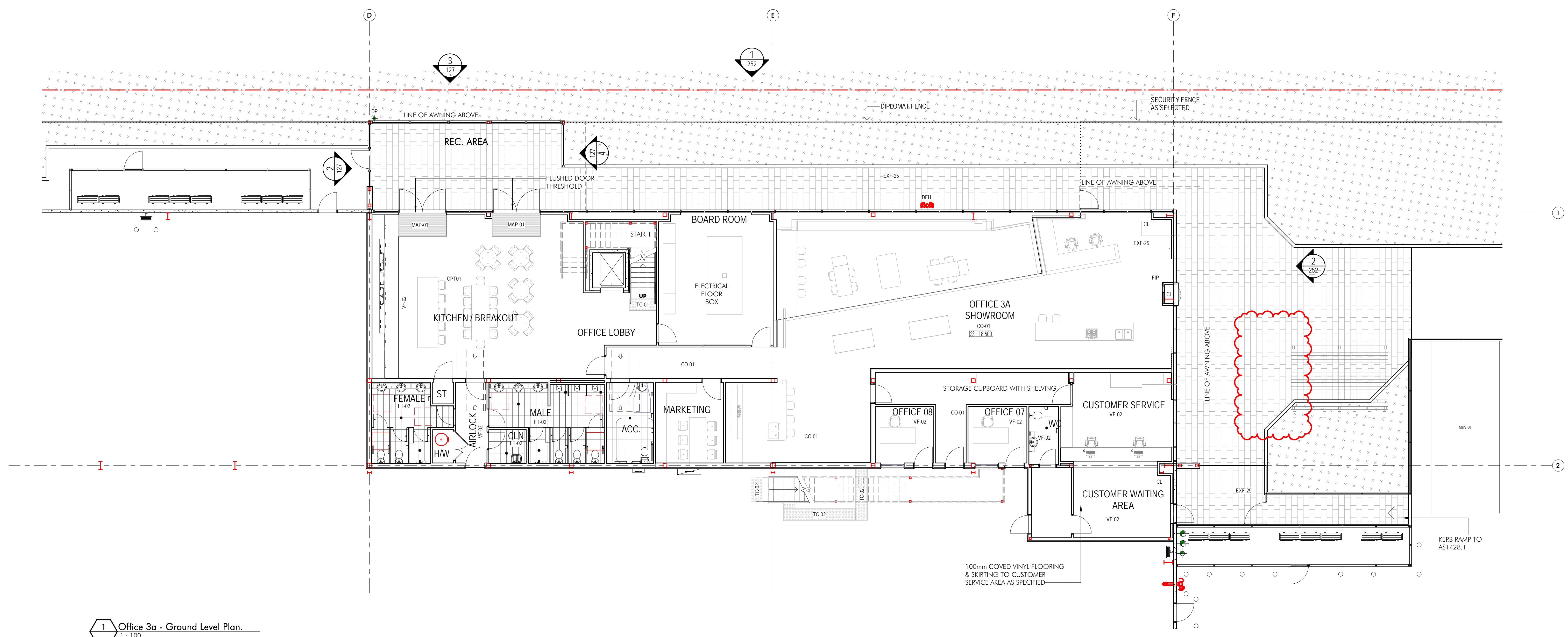


2 Office 3a - Level 1 Plan.  
1:100



4 Office 3a Bicycle Racks Perspective



1 Office 3a - Ground Level Plan.  
1:100

Builder and/or subcontractor shall verify all project dimensions before commencing on site work or off-site fabrication. Typical dimensions and hole positions are noted throughout. This drawing is copyright and cannot be reproduced in whole or in part or by any medium without the written permission of Hansen Yuncken Pty Ltd.  
 See Footnote:  
 Issue Description Date  
 A Issued for Information 06.01.20  
 B Issued for Information 17.01.20  
 C Issued for Information 10.02.20

**QUBE**  
 Building Customer:  
**HANSEN YUNCKEN**  
 Address: 75-85 O'Rourke St, Newcastle NSW 2315  
 Structural: Hordrup  
 Address: 11 / 245 George St, Sydney NSW 2000  
 Civil: Cook & Co Consulting  
 Address: Level 1, 8 Winkfield Street, Winkfield NSW 2000  
 Hydraulic: Sports & Parks  
 Address: Level 1, 91 George Street Parramatta NSW 2150  
 Mechanical: Greenway Engineering Group  
 Address: 78 Macquarie Road, Hornsby, NSW 2150  
 Electrical: C Level Design & Engineering  
 Address: 21802 Old Princes Hwy, Sutherland, NSW 2222  
 Fire: GFD  
 Address: Level 15, 133 Castlereagh Street, Sydney, NSW 2000  
 Landscape: Groundlab Landscape Architecture  
 Address: Suite 201, 21 Archer Street, Chesham NSW 2887  
 BCA Certifier: Melbourn Group  
 Address: Level 6, 189 Kent Street, Sydney, NSW 2000

Project:  
 Moorebank Logistics Park Warehouse 3  
 Project Address:  
 Moorebank Logistics Park, 400 Moorebank Avenue,  
 Moorebank NSW 2170 Australia  
 Title:  
 Office 3a - Ground Floor & Level 1 Plans - WH3

Drawn	Checked	Sheet Size	Scale
Author	Checker	B1	1:100

Number:  
 W3W4-NTT-AR-DWG-0121  
 Revision:  
 C

Architectural Consultant:  
 nettletontribe partnership pty ltd ABN 58 161 683 122  
 117 Willsborough Road, Crows Nest, NSW 2065  
 +61 2 9431 6131  
 info@nettletontribe.com.au www.nettletontribe.com.au

FOR APPROVAL

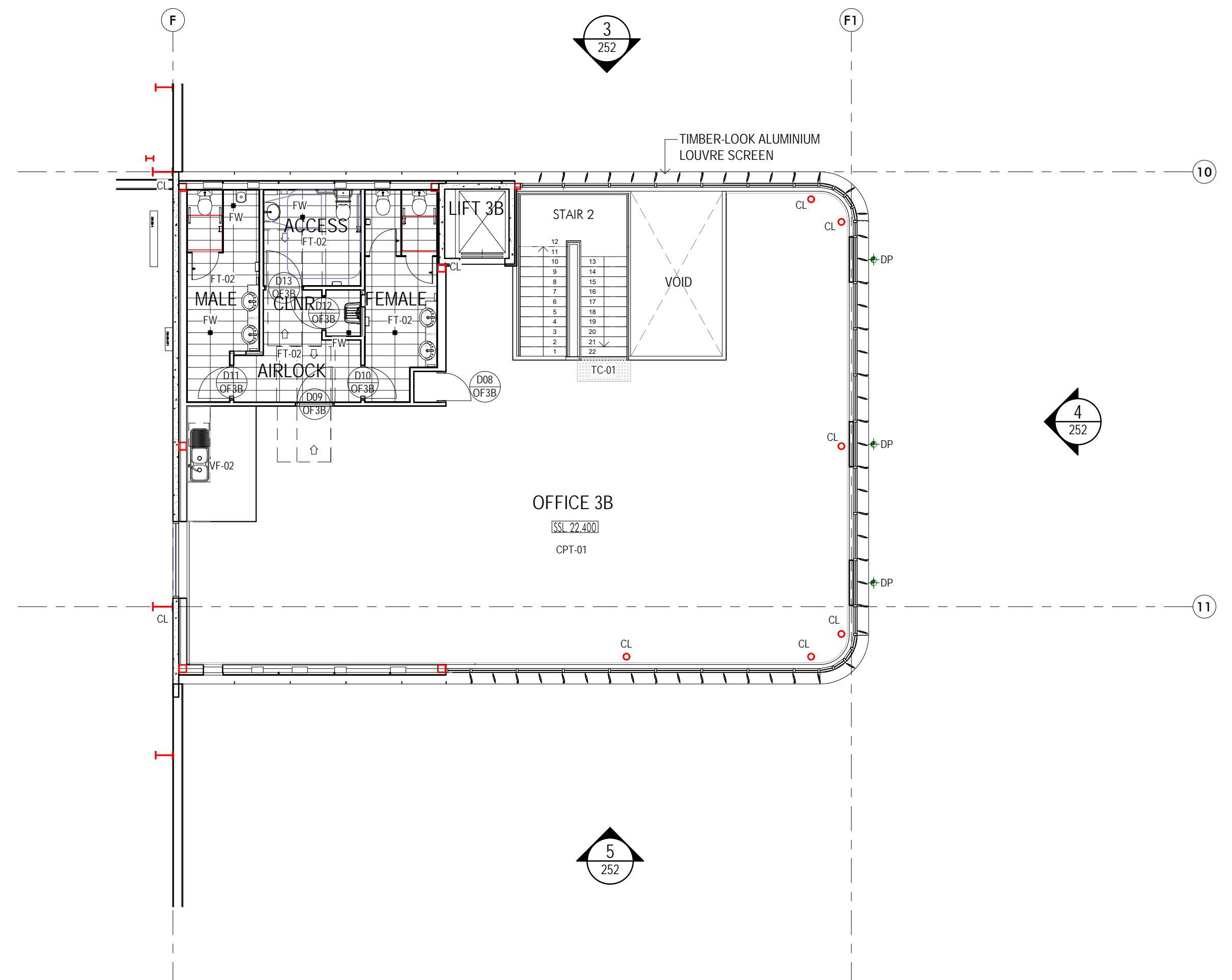




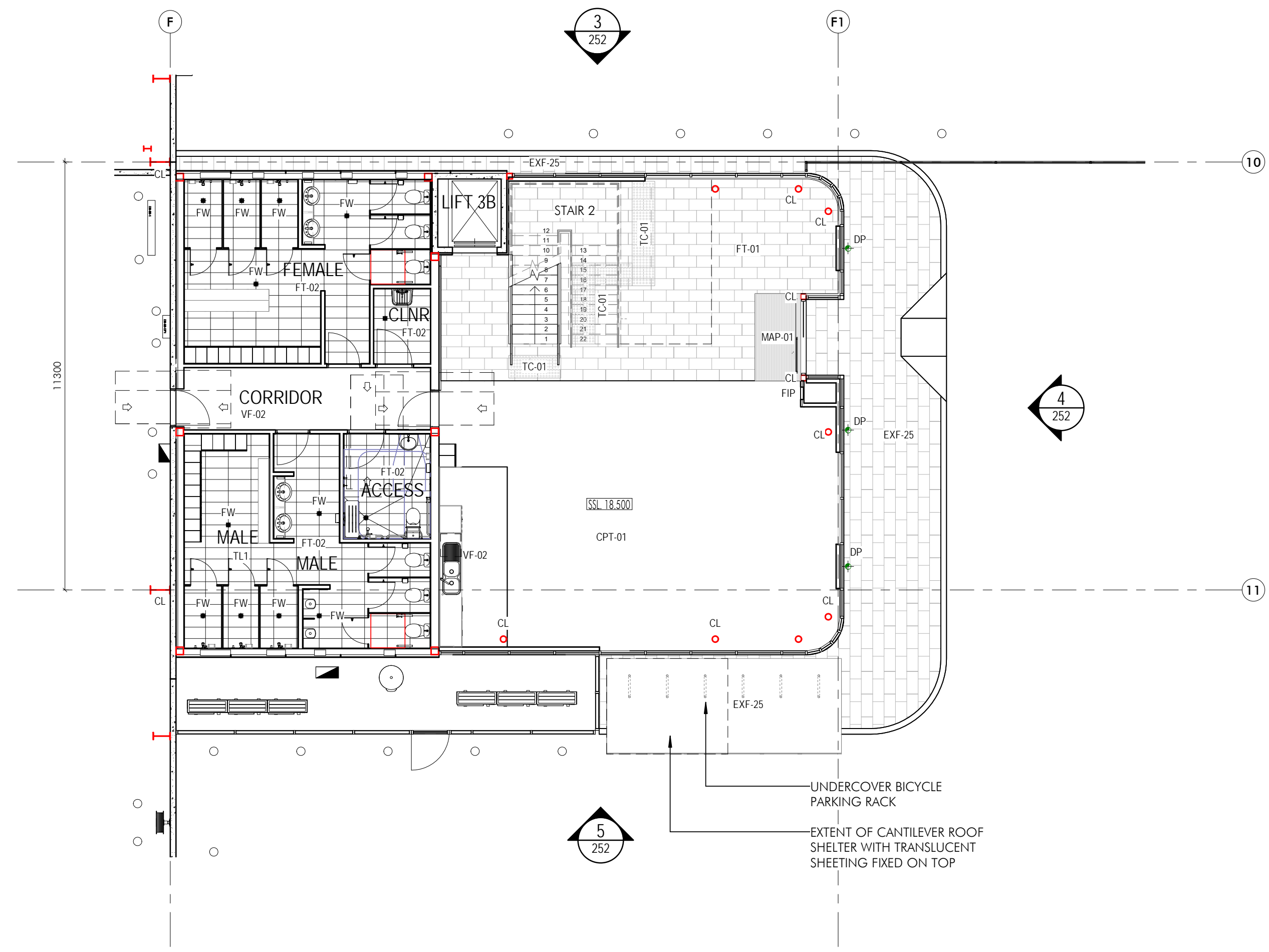
Builder and/or subcontractor shall verify all project dimensions before commencing on site work or off-site fabrication. Typical dimensions and tolerances are noted throughout. This drawing is copyright and cannot be reproduced in whole or in part or by any medium without the written permission of Nettleton Tribe Architecture Pty Ltd.

Key Plan/Room

Issue	Description	Date
A	Issued for Information	06.01.2020
B	Issued for Information	17.01.2020
C	Issued for Information	06.08.2020




2 Office 3b - Level 1 Plan Copy 1  
1:100



1 Office 3b - Ground Level.  
1:100



4 Office 3b Bicycle Racks Perspective



Building Contractor  
**HANSENYUNCKEN**

Address: 75-85 Oxley St, Newcastle NSW 2315

Structural: Hordrup  
Address: 11 / 345 George St, Sydney NSW 2000

Civil: Cooks Bay Consulting  
Address: Level 1, 8 Windmill Street, Wollah Bay, Sydney NSW 2250

Hydraulic: Sports & Parks  
Address: Level 1, 91 George Street, Parramatta NSW 2150

Mechanical: Greenstar Engineering Group  
Address: 78 Macquarie Road, Moorebank, NSW 2170

Electrical: C Level Design & Engineering  
Address: 218/2 Old Princes Hwy, Sutherland, NSW 2232

Fire: GFD  
Address: Level 15, 133 Cumberland Street, Sydney, NSW 2000

Landscaping: Ground 360 Landscape Architects  
Address: Suite 201, 21 Archer Street, Chesham NSW 2857

SCA Centre: Melbourn Group  
Address: Level 6, 189 Kent Street, Sydney, NSW 2000

Project:  
Moorebank Logistics Park Warehouse 3

Project Address:  
Moorebank Logistics Park, 400 Moorebank Avenue,  
Moorebank NSW 2170 Australia

Title:  
Offices 3b Ground Floor Plan - WH3

Drawn	Checked	Sheet No.	Scale
HU/DS	BN	B1	1:100

Nettleton Tribe Architecture  
Partnership Pty Ltd ABN 58 161 683 122  
117 Willoughby Road, Crows Nest, NSW 2065  
+61 2 9431 6131  
info@nettletontribe.com.au www.nettletontribe.com.au



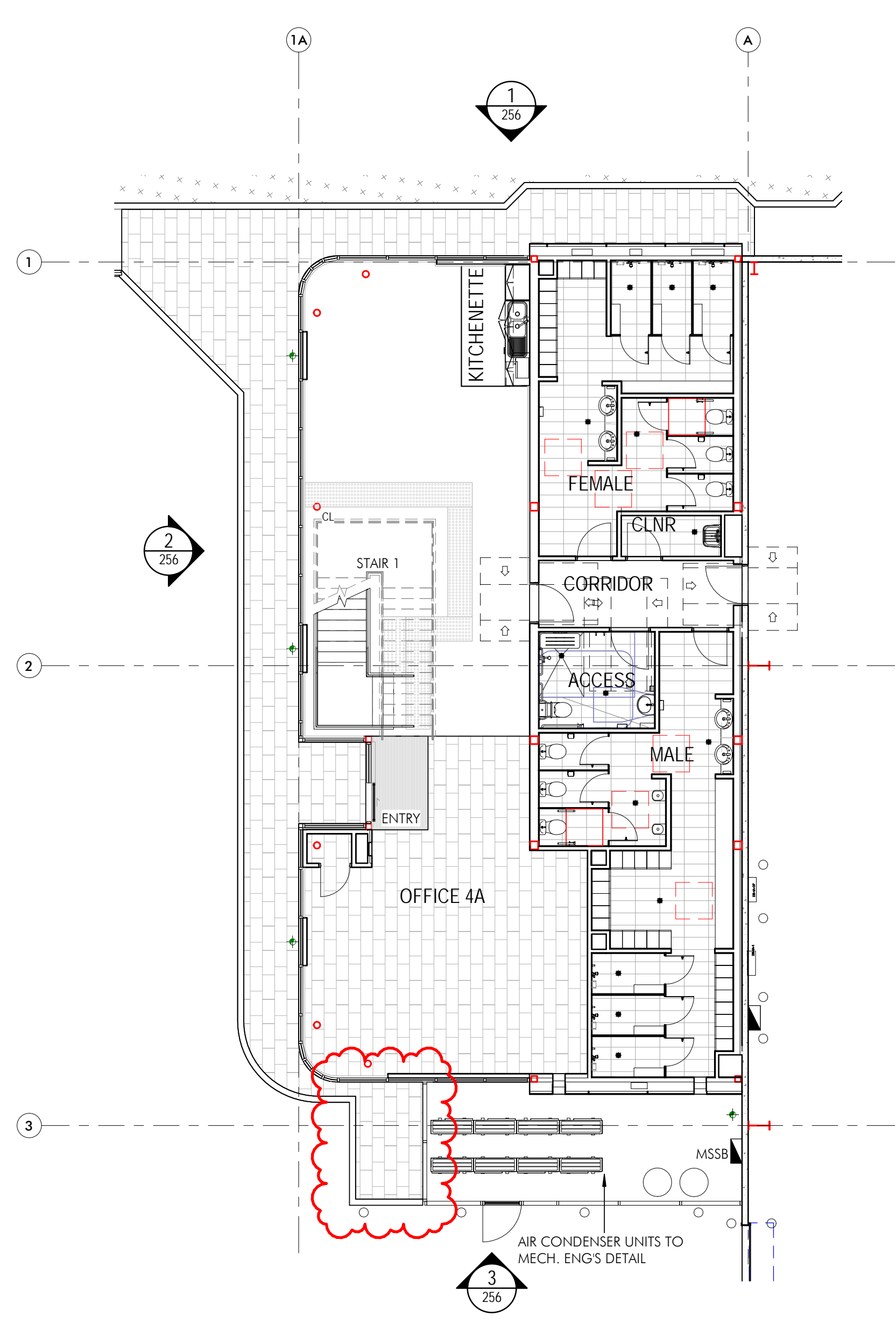
FOR INFORMATION

Builder and/or subcontractor shall verify all project dimensions before commencing on site work or off-site fabrication. Typical dimensions and tolerances are noted throughout. This drawing is copyright and cannot be reproduced in whole or in part or by any medium without the written permission of Nettleton Tribe Architecture Pty Ltd.

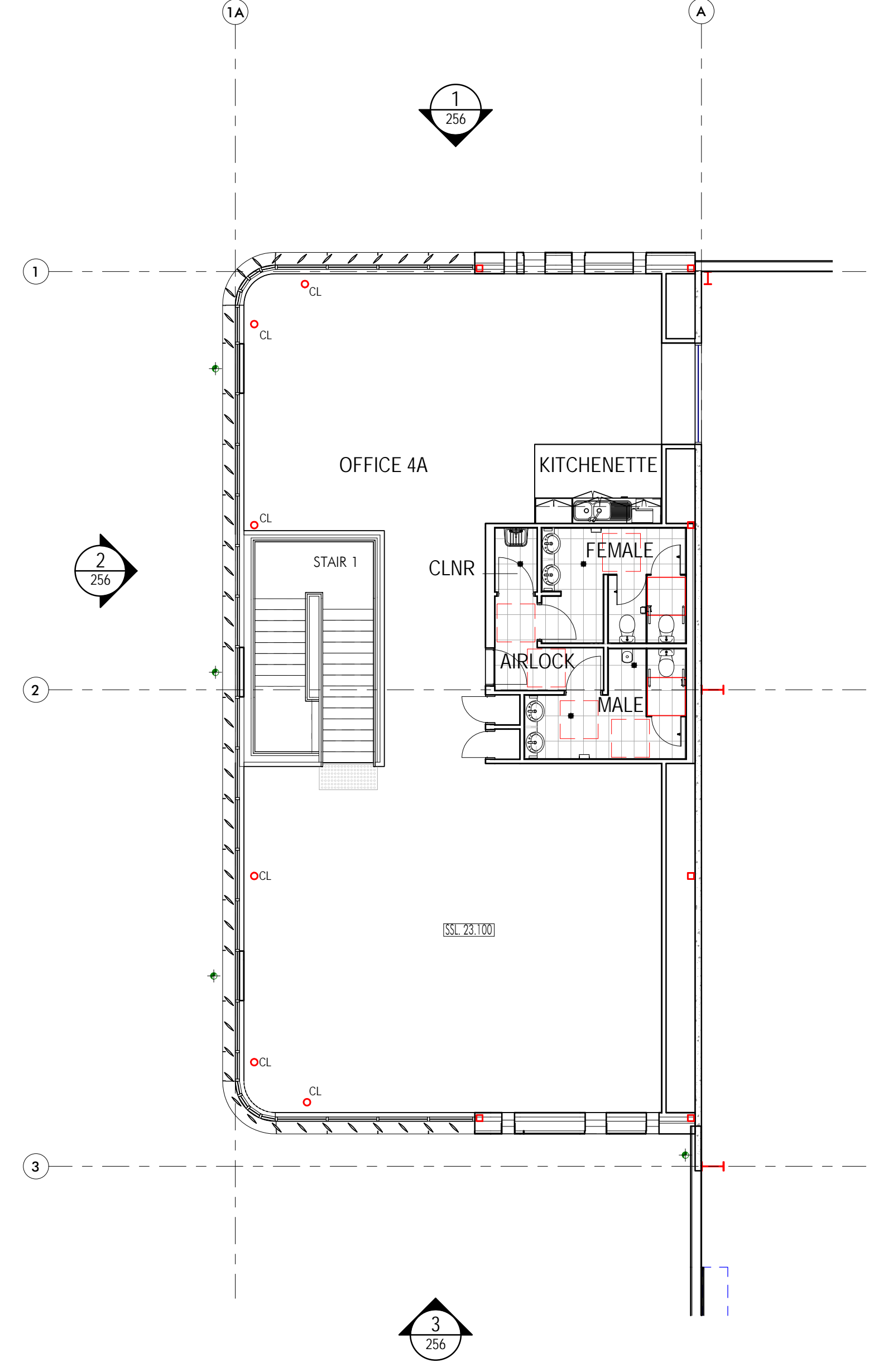
Issue	Description	Date
A	Issued for Information	06.01.20
B	Issued for Information	17.01.20
C	Issued for Information	10.02.20



4 Office 4a Bicycle Racks Perspective



1 Office 4a - Ground Level Plan. 1:100



2 Office 4a - Level 1 plan. 1:100

**Client**

**Building Contractor**  
**HANSENYUNCKEN**  
 Address: 75-85 Oxley St, Newcastle NSW 2315

**Structural** Hordrup  
 Address: 11 / 242 George St, Sydney NSW 2000

**Civil** Coles Roe Consulting  
 Address: Level 1, 8 Winkfield Street, Winkfield NSW 2000

**Hydraulic** Sports & Pavers  
 Address: Level 1, 91 George Street Parramatta NSW 2150

**Mechanical** Giverson Engineering Group  
 Address: 78 Macquarie Road, Moorebank, NSW 2170

**Electrical** C Level Design & engineering  
 Address: 2/802 Old Princes Hwy, Sutherland, NSW 2222

**Fire** GFD  
 Address: Level 15, 133 Cumberland Street, Sydney, NSW, 2000

**Landscaping** Ground 360 Landscape Architects  
 Address: Suite 201, 71 Archer Street, Chesham NSW 2857

**SCA Centre** Nettleton Tribe  
 Address: Level 6, 189 Kent Street, Sydney, NSW, 2000

**Project**  
 Moorebank Logistics Park Warehouse 4

**Project Address**  
 Moorebank Logistics Park, 400 Moorebank Avenue,  
 Moorebank NSW 2170 Australia

**Title**  
 Office 4a - Ground Floor & Level 1 Plans - WH4

Drawn	Checked	Sheet No.	Scale
HS/DS	BN	B1	1:100

**Revision**  
 W3W4-NTT-AR-DWG-0125

**Architectural Consultant**  
 nettletontribe partnership pty ltd ABN 58 161 683 122  
 117 Wyloughby Road, Crows Nest, NSW 2065  
 +61 2 9431 6131  
 a@nettletontribe.com.au w.nettletontribe.com.au

FOR APPROVAL

B:\360\75C125 Moorebank WH 3.4 and Infrastructure\QW\04-AR.rvt



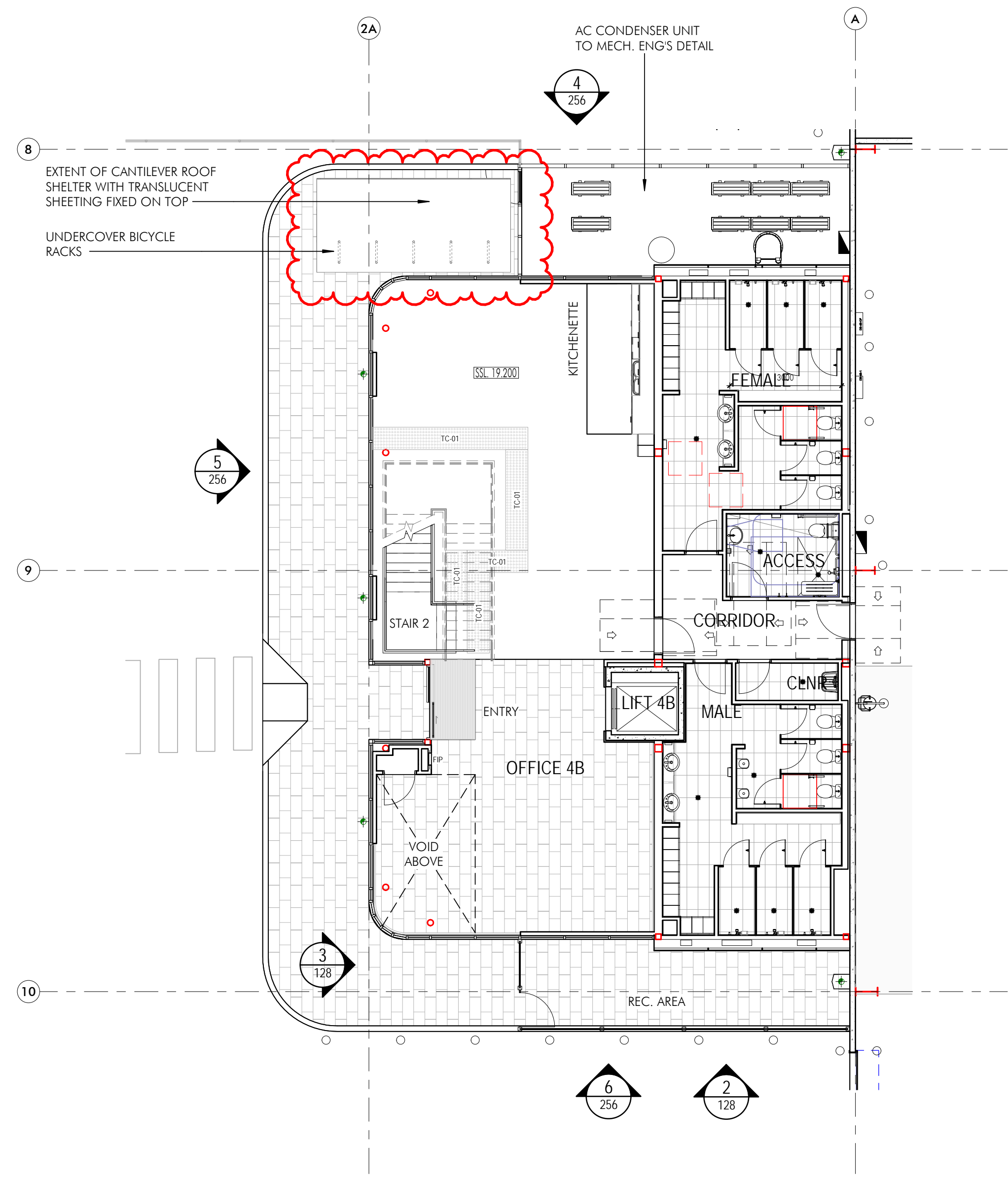
Builder and/or subcontractor shall verify all project dimensions before commencing on site work or off-site fabrication. Typical dimensions and tolerances are noted throughout. This drawing is copyright and cannot be reproduced in whole or in part or by any medium without the written permission of nettletontribe Pty Ltd.

Key Plan/Room

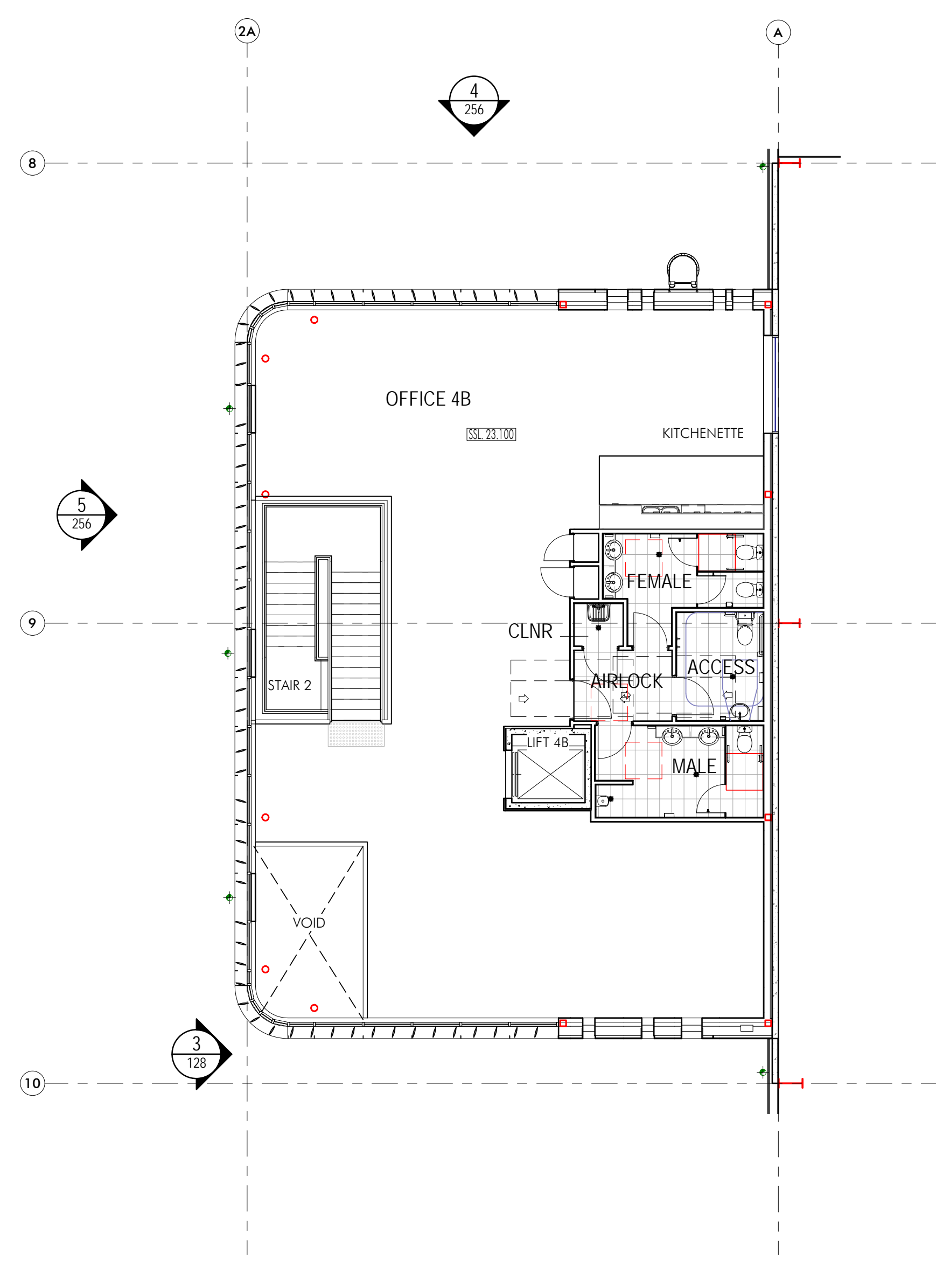
Issue	Description	Date
A	Issued for Information	06.01.20
B	Issued for Information	17.01.20
C	Issued for Information	10.02.20



4 Office 4b Bicycle Racks Perspective



2 Office 4b - Ground Level Plan.  
1 : 100



1 Office 4b - Level 1.  
1 : 100

**Client**

**Building Contractor**  
**HANSEN YUNCKEN**  
Address: 75 Oldfather St, Newcastle NSW 2315

**Structural** Hordrup  
Address: 11 / 245 George St, Sydney NSW 2000

**Civil** Civils Rec Consulting  
Address: Level 1, 8 Windmill Street, Wialla WA, Sydney NSW, 2000

**Hydraulic** Sports & Parks  
Address: Level 1, 91 George Street Parramatta NSW 2150

**Mechanical** Giverson Engineering Group  
Address: 78 Macquarie Road, Hornsby, NSW 2150

**Electrical** C Level Design & engineering  
Address: 21802 Old Princes Hwy, Sutherland, NSW, 2222

**Fire** GFD  
Address: Level 15, 133 Cumberland Street Sydney, NSW, 2000

**Landscaping** Ground 104 Landscape Architects  
Address: Suite 201, 71 Archer Street, Chesham NSW 2887

**SCA Centre** Hordrup Group  
Address: Level 6, 189 Kent Street, Sydney, NSW, 2000

**Project**  
Moorebank Logistics Park Warehouse 4

**Project Address**  
Moorebank Logistics Park, 400 Moorebank Avenue,  
Moorebank NSW 2170 Australia

**Title**  
Office 4b - Ground Floor & Level 1 Plans - WH4

Drawn	Checked	Sheet No.	Scale
HS/DS	BN	81	1 : 100

**Revision**  
W3W4-NTT-AR-DWG-0126

Issue	Date
C	

**Architectural Consultant**  
nettletontribe partnership Pty Ltd ABN 58 161 683 122  
117 Willsborough Road, Crows Nest, NSW 2065  
+61 2 9431 6131  
info@nettletontribe.com.au www.nettletontribe.com.au

FOR APPROVAL

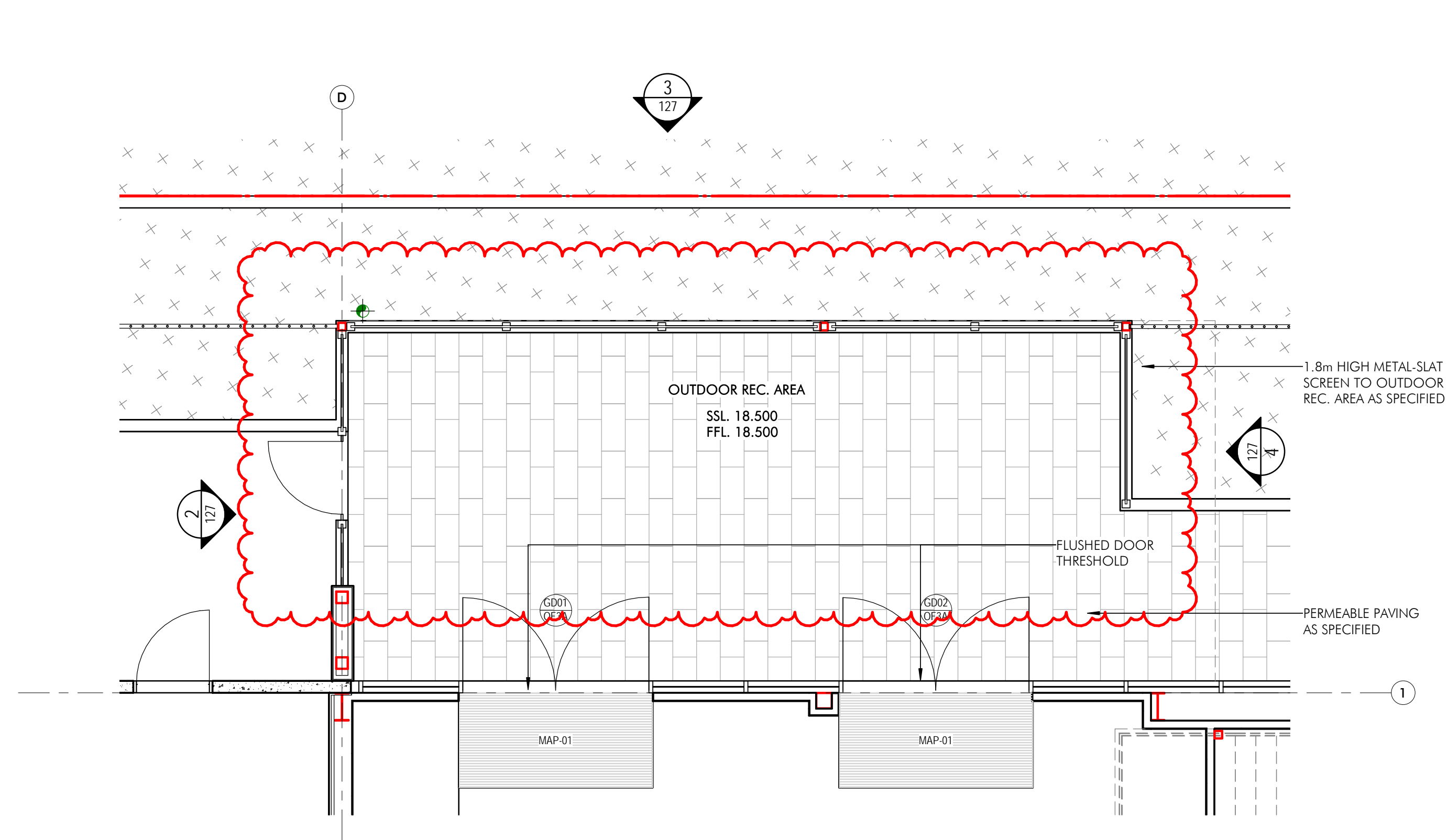




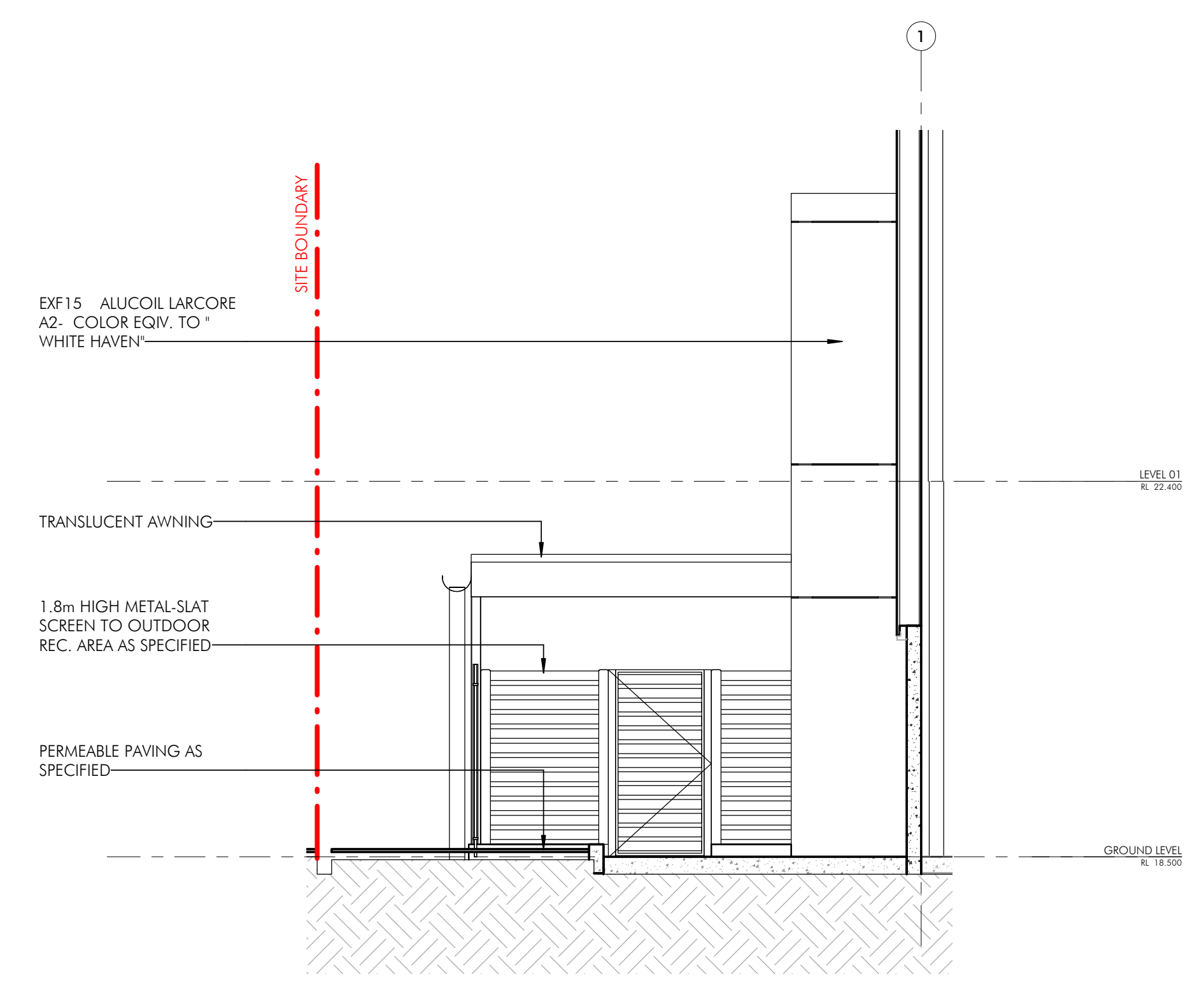
Builder and/or subcontractor shall verify all project dimensions before commencing on site work or off-site fabrication. Typical dimensions and hole positions are noted throughout. This drawing is copyright and cannot be reproduced in whole or in part or in any medium without the written permission of Hensley Yoncken Pty Ltd.

Key Plan/Mark

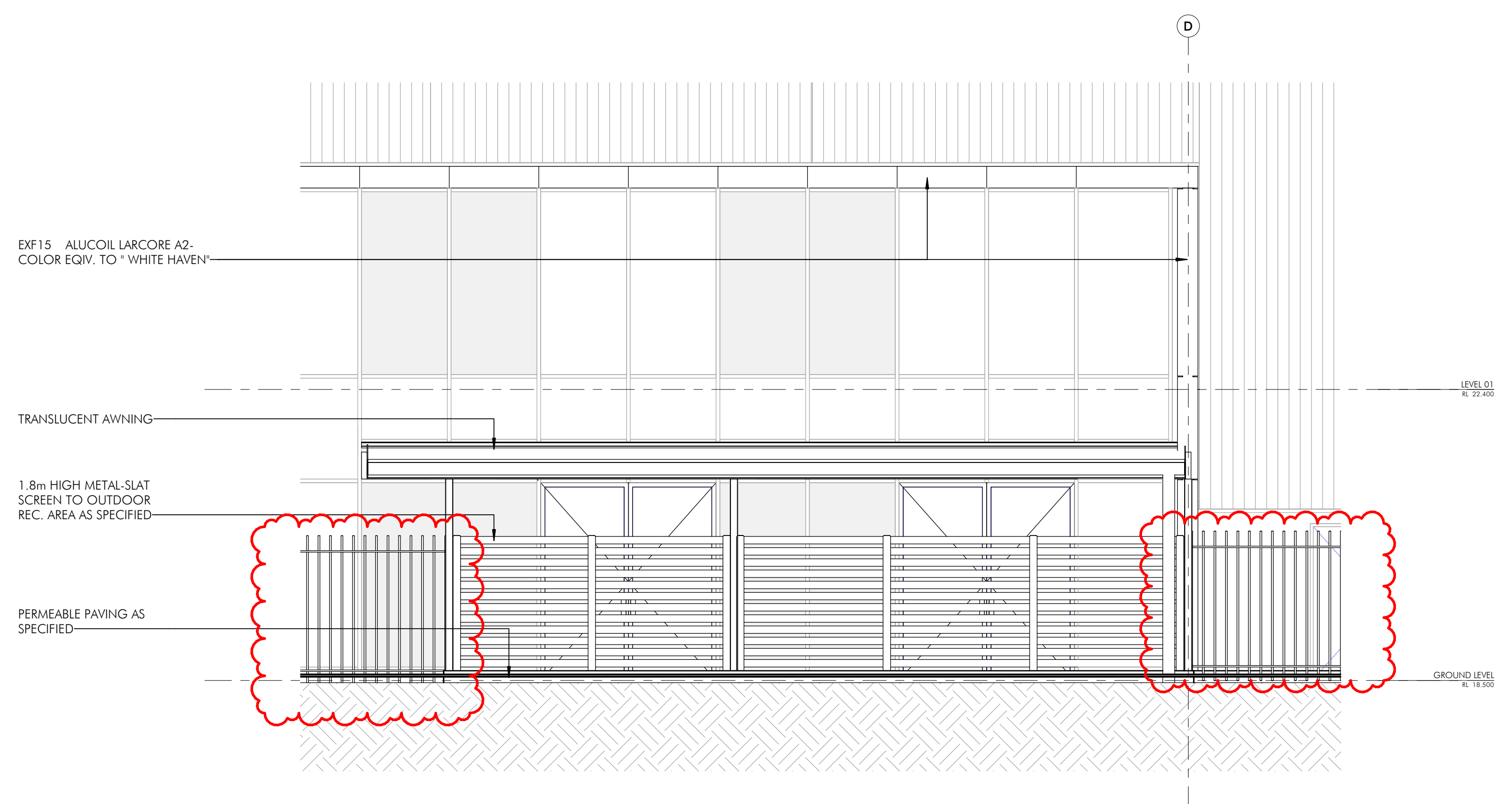
Issue	Description	Date
A	Issued for Information	16.10.19
B	Issued for Information	06.01.20



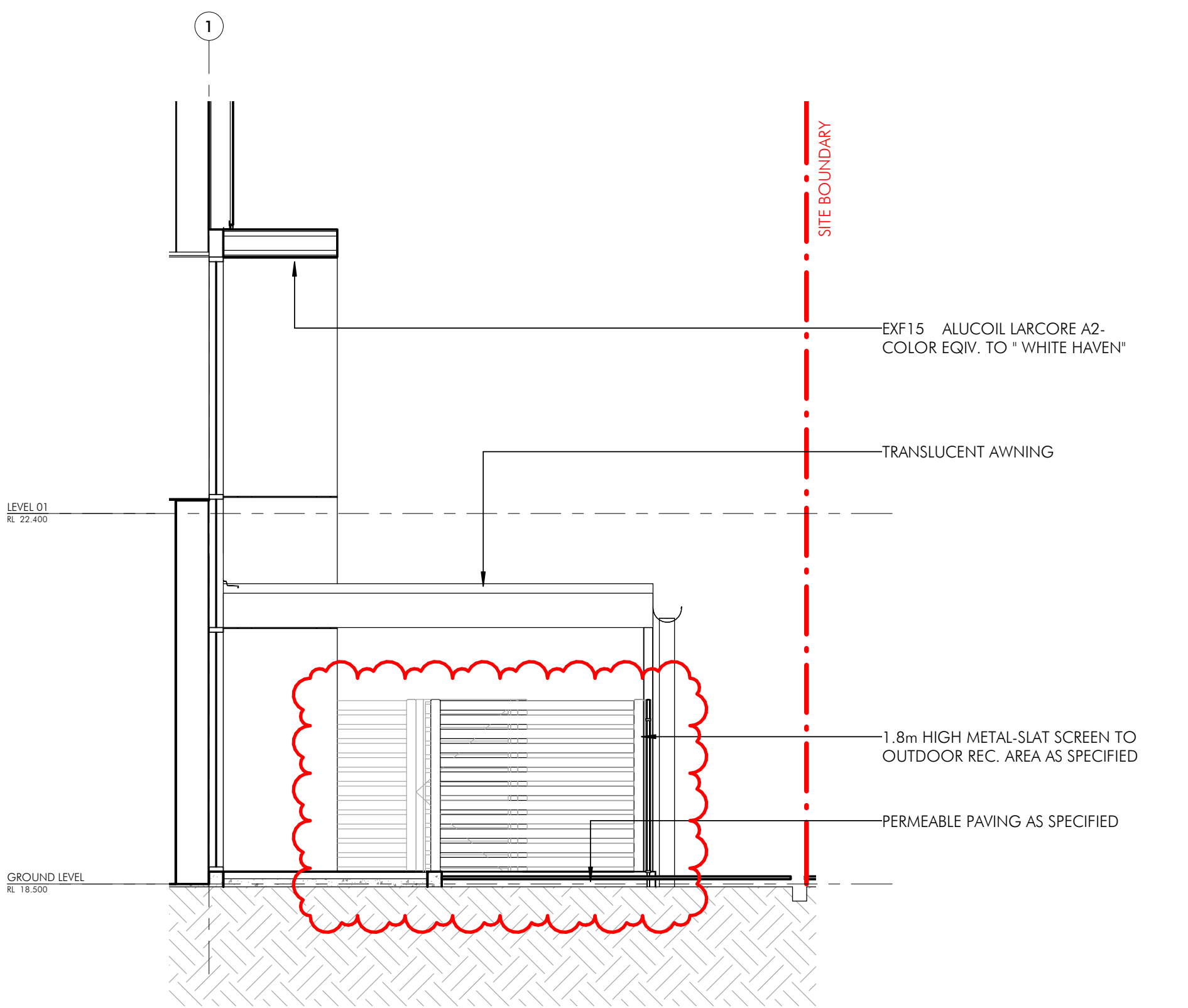
1 Office 3a Outdoor Recreation Area - Floor Plan.  
1 : 50



2 Office 3a Outdoor Recreation Area - North Elevation.  
1 : 50



3 Office 3a Outdoor Recreation Area - East Elevation.  
1 : 50



4 Office 3a Outdoor Recreation Area - South Elevation.  
1 : 50



Building Consultant  
**HANSENYUNCKEN**

Address: 75-85 O'Rourke St, Newcastle NSW 2315

Structural: Hordless  
Address: 11 / 245 George St, Sydney NSW 2000

Civil: Conis Roc Consulting  
Address: Level 1, 8 Winkfield Street, Winkfield NSW 2000

Hydraulic: Sparks & Partners  
Address: Level 1, 91 George Street, Parramatta NSW 2150

Mechanical: Greenstar Engineering Group  
Address: 78 Macquarie Road, Moorebank, NSW 2170

Electrical: C Level Design & Engineering  
Address: 2/802 Old Princes Hwy, Sutherland, NSW 2232

Fire: GFD  
Address: Level 15, 133 Castlereagh Street, Sydney, NSW 2000

Landscape: Groundlab Landscape Architects  
Address: Suite 201, 21 Archer Street, Chesham NSW 2567

SCA Centre: Hensley Yoncken Group  
Address: Level 6, 189 Kent Street, Sydney, NSW 2000

Project:  
Moorebank Logistics Park Warehouse 3

Project Address:  
Moorebank Logistics Park, 400 Moorebank Avenue,  
Moorebank NSW 2170 Australia

Title:  
Outdoor Recreational Area Details - WH3

Drawn	Checked	Sheet Size	Scale
HS/DS	BN	B1	1 : 50

Number:  
W3W4-NTT-AR-DWG-0127

Revision:  
B

Architectural Consultant  
nettletontribe partnership Pty Ltd ABN 58 161 683 122  
117 Willoughby Road, Crows Nest, NSW 2065  
+61 2 9431 6131  
© nettletontribe.com.au w nettletontribe.com.au

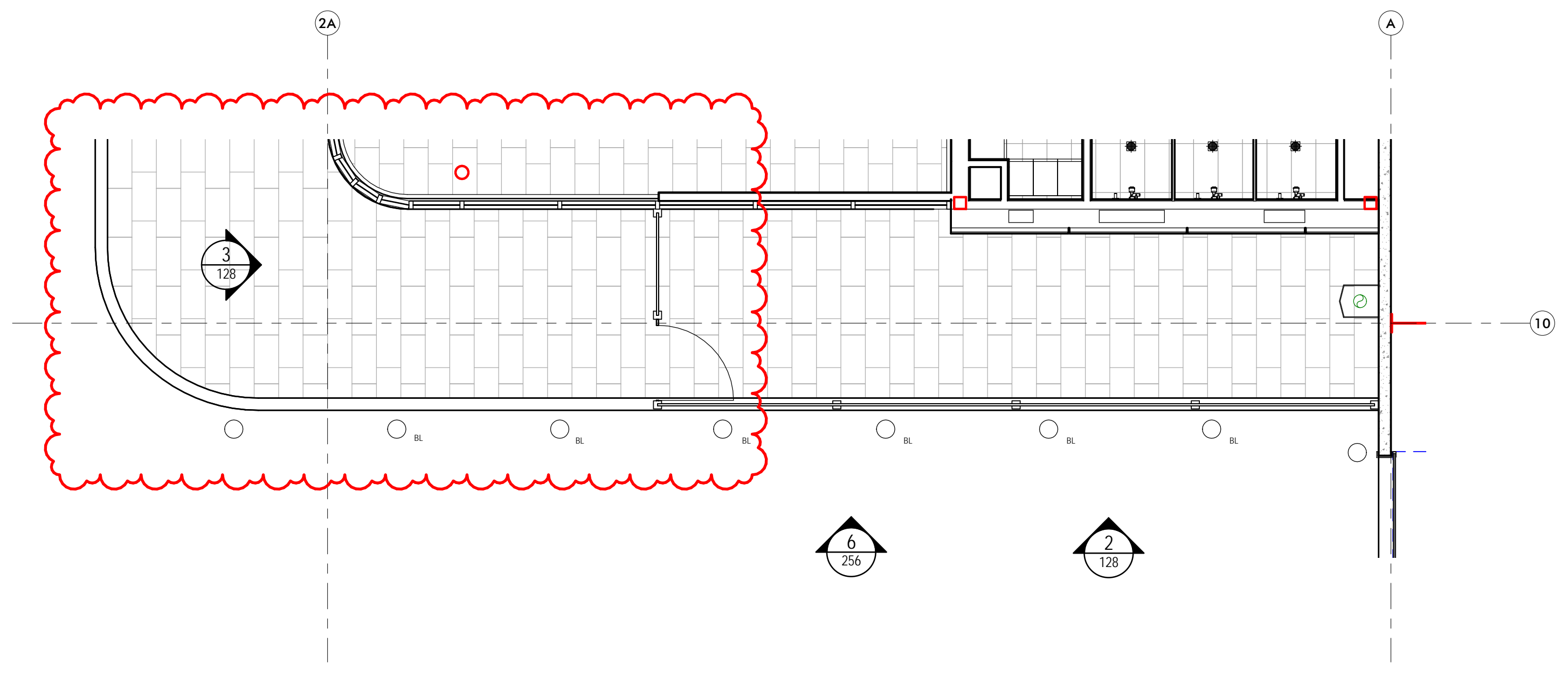


FOR APPROVAL

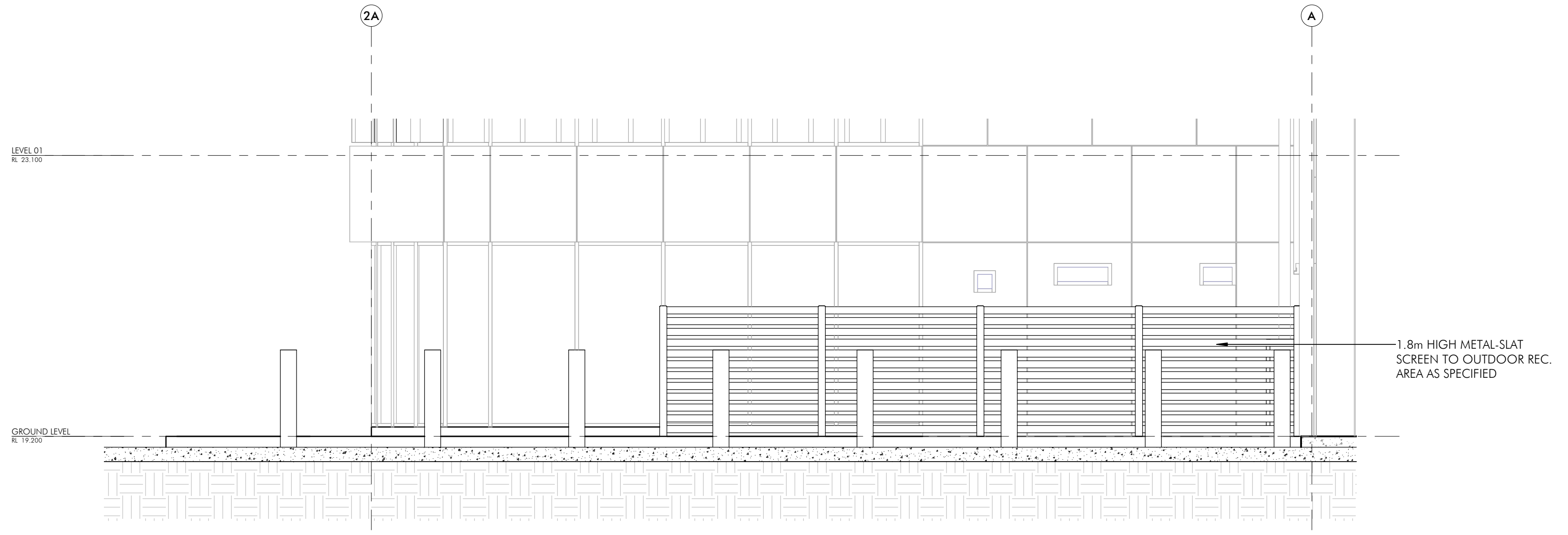


Builder and/or subcontractor shall verify all project dimensions before commencing on site work or off-site fabrication. Typical dimensions and hole positions are noted throughout. This drawing is copyright and cannot be reproduced in whole or in part in any medium without the written permission of nettletontribe Pty Ltd.

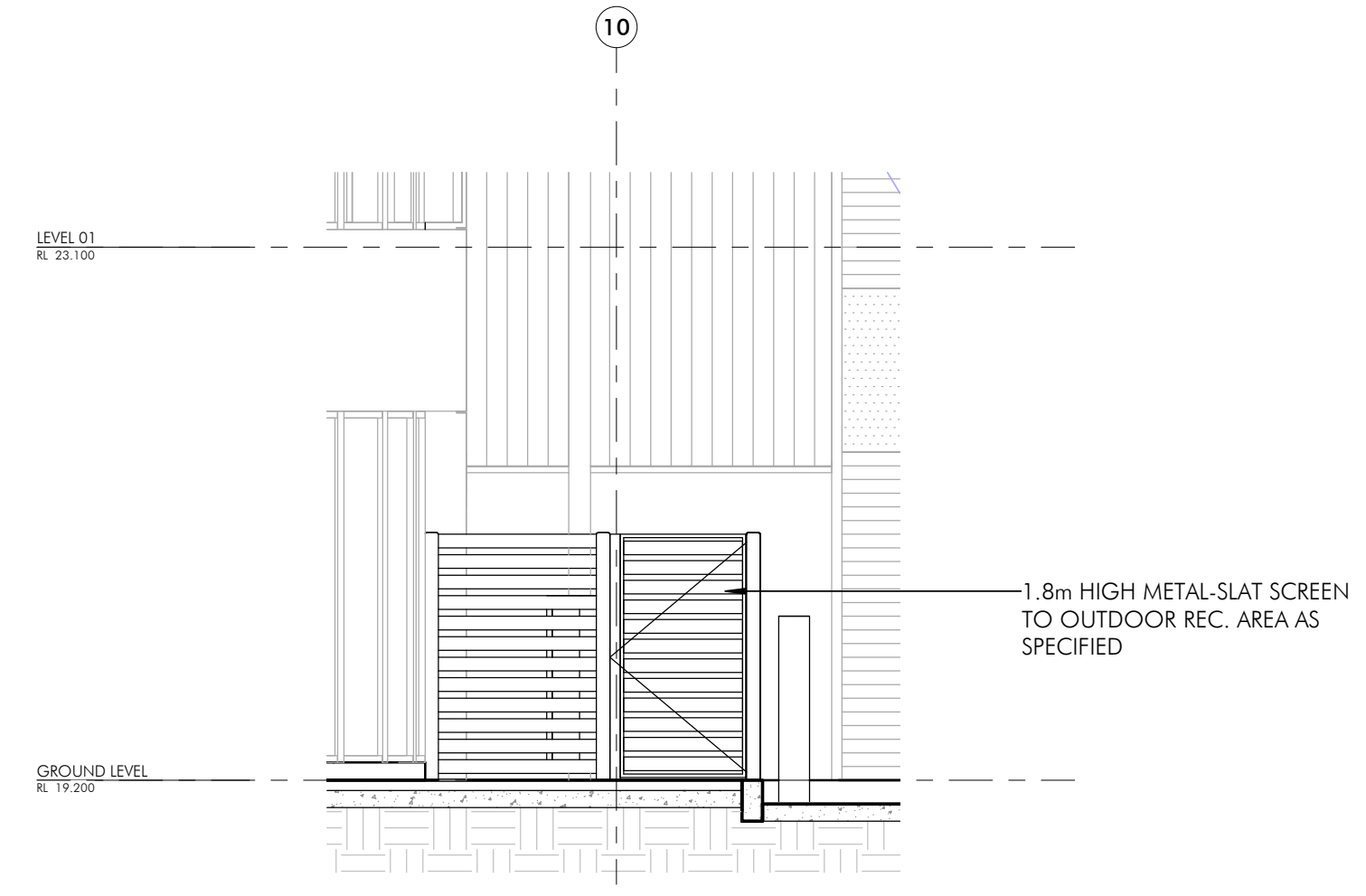
Issue	Description	Date
A	Issued for Information	16.10.19
B	Issued for Information	06.01.20




1 Office 4b - Recreational Area Floor Plan.  
1 : 50



2 Office 4B Recreation Area - West Elevation.  
1 : 50



3 Office 4B Recreation Area - North Elevation.  
1 : 50



Building Contractor  
**HANSEN YUNCKEN**

- Structural:** Hordrup  
Address: Level 1, 345 George St, Sydney NSW 2000
- Civil:** Civils Rec Consulting  
Address: Level 1, 8 Windmill Street, Wialla WA, Sydney NSW, 2000
- Hydraulic:** Sports & Parks  
Address: Level 1, 91 George Street, Parramatta NSW 2150
- Mechanical:** Greiner Engineering Group  
Address: 78 Macquarie Road, Moorebank, NSW 2170
- Electrical:** C Level Design & engineering  
Address: 21802 Old Princes Hwy, Sutherland, NSW, 2222
- Fire:** GFD  
Address: Level 15, 133 Cumberland Street, Sydney, NSW, 2000
- Landscaping:** Ground 360 Landscape Architects  
Address: Suite 201, 71 Archer Street, Chesham NSW 2857
- SCA Centre:** Melbourne Group  
Address: Level 6, 189 Kent Street, Sydney, NSW, 2000

Project:  
Moorebank Logistics Park Warehouse 4  
Project Address:  
Moorebank Logistics Park, 400 Moorebank Avenue,  
Moorebank NSW 2170 Australia

Title:  
Outdoor Recreational Area Details - WH4

Drawn	Checked	Sheet Size	Scale
HS/DS	BN	B1	1 : 50
Number	W3W4-NTT-AR-DWG-0128		Rev
			B

Architectural Consultant  
nettletontribe partnership Pty Ltd ABN 58 161 683 122  
117 Willoughby Road, Crows Nest, NSW 2065  
t +61 2 9431 6131  
e tp@nettletontribe.com.au w nettletontribe.com.au

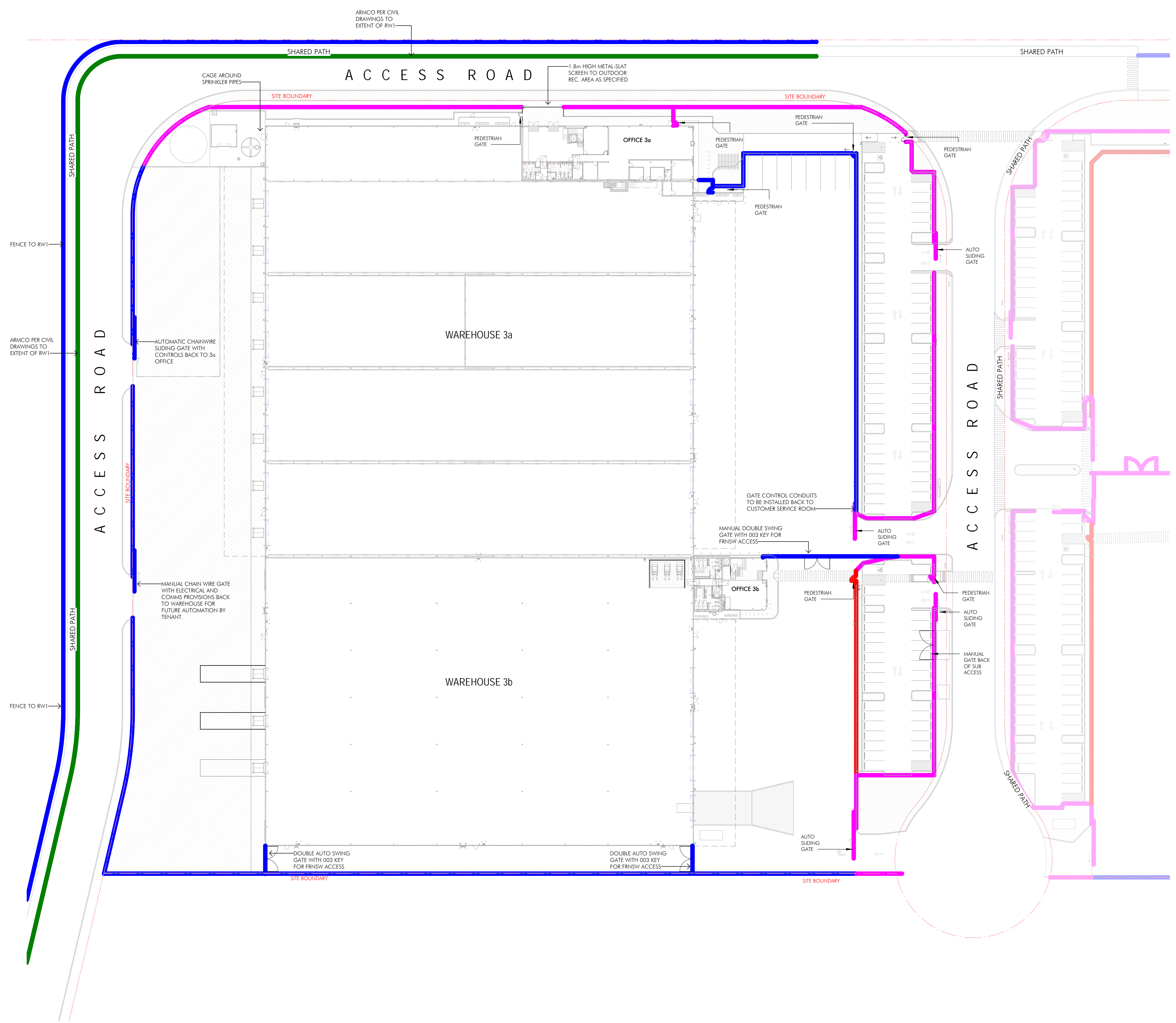


FOR APPROVAL



Builder and/or subcontractor shall verify all project dimensions before commencing on site work or off-site fabrication. Typical dimensions and hole positions are noted throughout. This drawing is copyright and cannot be reproduced in whole or in part or in any medium without the written permission of Nettleton Tribe Infrastructure Pty Ltd.

Rev	Description	Date
A	Issued for Information	06.01.20



1 WH3 Fencing Plan WH3  
1 : 500

FENCING TYPES			
	2100mm BLACK PVC CHAINWIRE WITH 3 ROWS BARBED WIRE		
	DIPLOMAT STYLE FENCING AND GATES		
	ARMCO TO CIVIL ENGINEERS SPECIFICATION		
	1000mm HIGH PEDESTRIAN BLACK PVC CHAINWIRE FENCE		



Building Customer:  
**HANSENYUNCKEN**  
Address: 75-85 Oxley St, Newcastle NSW 2315

Structural: Hordrup  
Address: 11 / 245 George St, Sydney NSW 2000

Civil: Coda Res Consulting  
Address: Level 1, 8 Winkfield Street, Winkfield NSW 2000

Hydraulic: Sports & Parks  
Address: Level 1, 91 George Street, Parramatta NSW 2150

Mechanical: Gresham Engineering Group  
Address: 78 Macquarie Road, Hornsby, NSW 2150

Electrical: C Level Design & Engineering  
Address: 2/802 Old Prison Play, Subiaco, WA, 2222

Fire: GFD  
Address: Level 15, 133 Castlereagh Street, Sydney, NSW, 2000

Landscaping: Ground Up Landscape Architects  
Address: Suite 201, 71 Archer Street, Chesham NSW 2867

SCA Centre: Nettleton Group  
Address: Level 6, 189 Kent Street, Sydney, NSW, 2000

Project:  
Moorebank Logistics Park Warehouse 3  
Project Address:  
Moorebank Logistics Park, 400 Moorebank Avenue,  
Moorebank NSW 2170 Australia

Title:  
Fencing Plan WH3

Drawn	Checked	Sheet Size	Scale
HS/DS	BN	B1	As indicated

Number	Revision
W3W4-NTT-AR-DWG-0915	A

Architectural Consultant:  
nettleton tribe partnership pty ltd ABN 58 161 683 122  
117 Willoughby Road, Crows Nest, NSW 2065  
+61 2 9431 6131  
info@nettletontribe.com.au www.nettletontribe.com.au



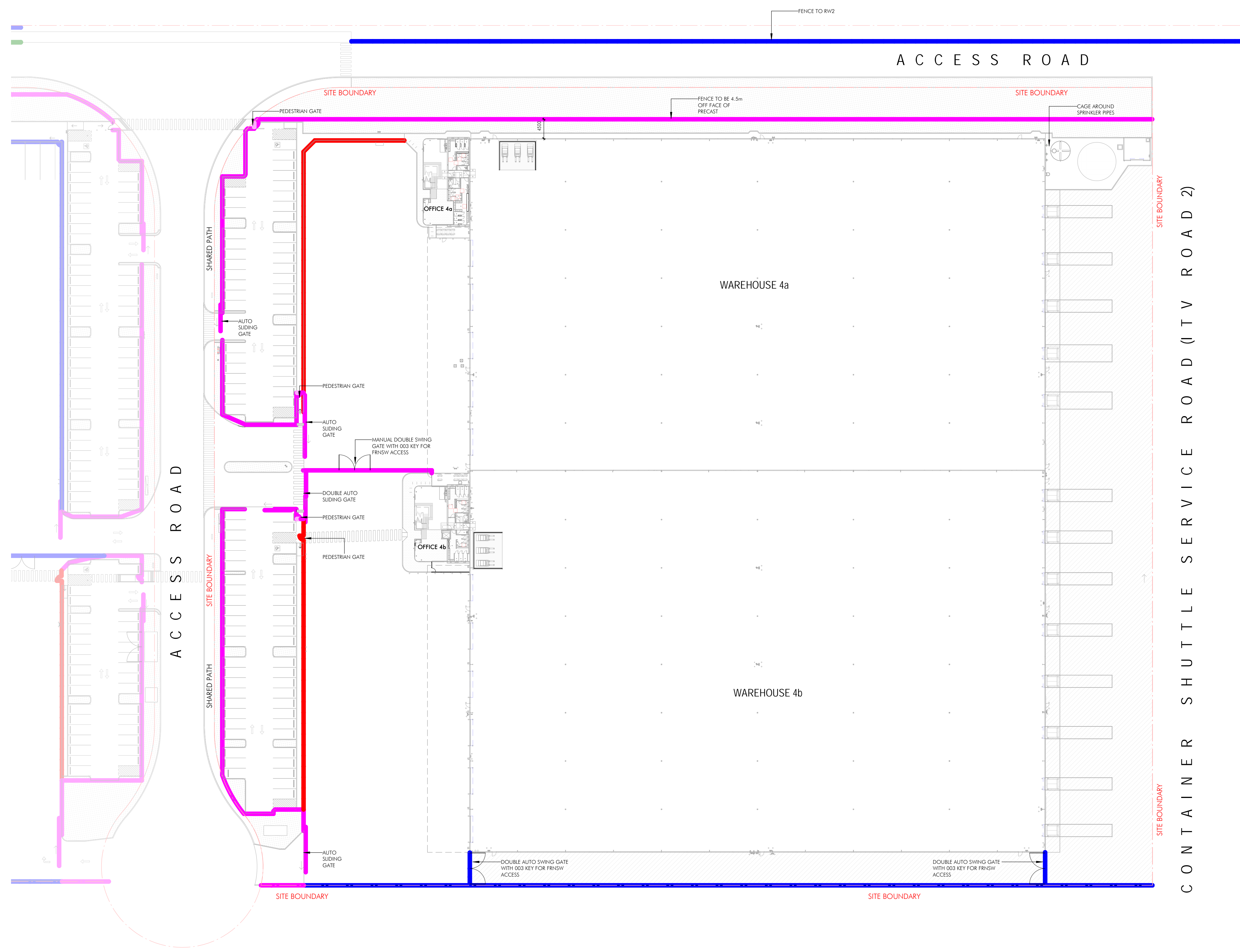
FOR APPROVAL

B:\360\75C125 Moorebank WH 3.4 and Infrastructure\QW-03-AR.rvt



Builder and/or subcontractor shall verify all project dimensions before commencing on site work or off-site fabrication. Typical dimensions and tolerances are indicated throughout. This drawing is copyright and cannot be reproduced in whole or in part or in any medium without the written permission of nettletontribe Pty Ltd.


Issue	Description	Date
A	Issued for Information	06.01.20



1 WH4 Fencing Plan WH4  
1 : 500

FENCING TYPES			
	2100mm BLACK PVC CHAINWIRE WITH 3 ROWS BARBED WIRE		
	DIPLOMAT STYLE FENCING AND GATES		
	ARMCO TO CIVIL ENGINEERS SPECIFICATION		
	1000mm HIGH PEDESTRIAN BLACK PVC CHAINWIRE FENCE		

FOR APPROVAL



Building Contractor  
**HANSENYUNCKEN**

Structural: Hordrup  
Address: 11 / 241 George St, Sydney NSW 2000

Civil: Coles-Roe Consulting  
Address: Level 1, 8 Winkfield Street, Winkfield NSW 2000

Hydraulic: Sparks & Partners  
Address: Level 1, 91 George Street, Parramatta NSW 2150

Mechanical: Greenstar Engineering Group  
Address: 78 Macquarie Road, Moorebank, NSW 2170

Electrical: C Level Design & engineering  
Address: 2/802 Old Princes Hwy, Sutherland, NSW 2222

Fire: GFD  
Address: Level 15, 133 Castlereagh Street, Sydney, NSW, 2000

Landscaping: Ground Up Landscape Architects  
Address: Suite 201, 71 Archer Street, Chesham NSW 2857

SCA Civil: Nelsonson Group  
Address: Level 6, 189 Kent Street, Sydney, NSW, 2000

Project:  
Moorebank Logistics Park Warehouse 4  
Project Address:  
Moorebank Logistics Park, 400 Moorebank Avenue,  
Moorebank NSW 2170 Australia

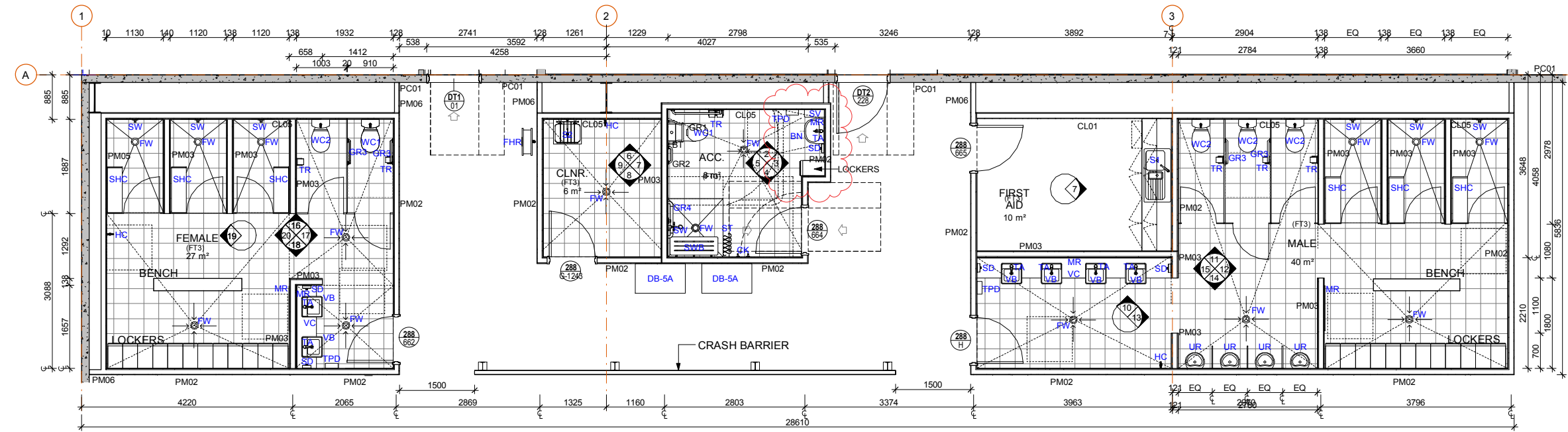
Title:  
Fencing Plan WH4

Drawn	Checked	Sheet No.	Scale
HS/DS	BN	B1	As indicated

Nettletontribe  
nettletontribe partnership Pty Ltd ABN 58 161 683 122  
117 Willoughby Road, Crows Nest, NSW 2065  
+61 2 9431 6131  
info@nettletontribe.com.au www.nettletontribe.com.au







**AMENITIES NUMBERS ARE BASED ON CLIENT INFORMATION**

**REVISION NOTES:**  
- ACC. WC UPDATE

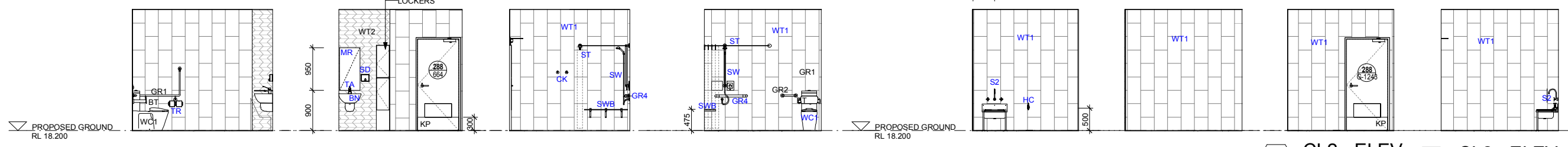
**ABBREVIATION:**

AMB	AMBULANT
BCH	BENCH
BD	BLINDS
BT	BACKREST
BWN	BOILING WATER UNIT WITH MIXER TAP ON BENCHTOP
CB	CUPBOARD
CK	COAT HOOK
CS1	KITCHEN STONE BENCH TOP
DRW	DRAWER
DW	DISHWASHER
GR	GRABBAR
L	LIGHT FIXTURE
LF1	PARTICLEBOARD
LF2	LMINATE
MR	MIRROR
MW	MICROWAVE
REF	REFRIGERATOR
S	SINK
SB	SPLASHBACK
SD	SOAP DISPENSER
SV	SHELVES
SHC	SHOWER CUBICLE
SHW	SHOWER
SW	SHOWER MIXER
SK1	SKIRTING
TA	TAP
TD	TOILET DOOR
TR	TOILET PAPER HOLDER
TP	TOILET PARTITION
TPD	TOILET PAPER DISPENSER
UR	URINAL
VB	VANITY BASIN
VC	VANITY BENCH
WC	WATER CLOSET
WT1	WALL TILE
WT2	FEATURE WALL TILE

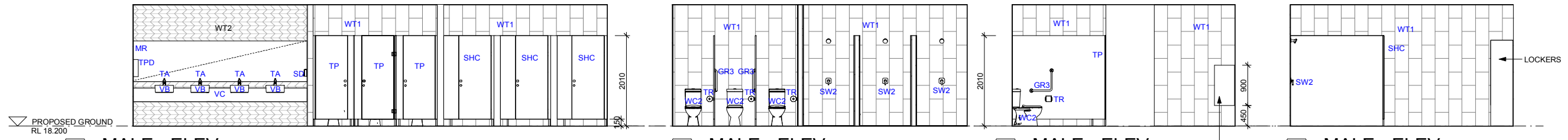
**NOTES:**

- ACCESSIBLE AMENITIES TO COMPLY WITH ALL ASPECTS OF AS-1428.1.
- WHERE SHOWERS ARE PROVIDED WITH GLASS SCREENS, ENSURE SCREENS ARE GRADE 'A' SAFETY GLASS IN ACCORDANCE WITH AS-1288.
- ALL DOORS TO FULLY ENCLOSED SANITARY COMPARTMENTS. DOORS MUST BE PROVIDED WITH LIFT-OFF HINGES TO BE READILY REMOVABLE FROM THE OUTSIDE OF THE COMPARTMENT IF THEY OPEN INWARDS AND IF THE NEAREST PART OF THE DOORWAY IS WITHIN 1200mm OF THE PAN.
- PROVIDE MOISTURE RESISTANT PLASTERBOARD TO ALL WET AREAS.
- SILICONE SEAL VANITY/TILE JUNCTIONS, FLOOR/WALL JUNCTIONS AND TILE/CEILING JUNCTIONS.
- TYPICALLY PROVIDE ACOUSTIC INSULATION TO ALL AMENITY WALLS.
- ALL DIMENSIONS TO BE CHECKED ON SITE PRIOR TO FABRICATION.
- SILICONE SEAL ALL WALL / JOINERY JUNCTIONS IN COLOUR AS SELECTED.
- CONTRACTOR TO INSTALL DOOR STOPS AND COAT HOOKS TO ALL CUBICLE DOORS. THIS DRAWING MUST BE READ IN CONJUNCTION WITH ALL RELEVANT STANDARDS.
- ENSURE 92mm STUD WALL BEHIND PAPER TOWEL DISPENSERS.
- CONTRACTOR TO CO-ORDINATE LOCATION OF TIMBER NOGGINGS & STUDS WITH PLUMBER & ELECTRICIAN TO ENABLE FIXING OF WALL MOUNTED FIXTURES & FITTINGS.
- PROVIDE NATURAL ANODISED ALUMINIUM ANGLE TRIMS TO ALL EXTERNAL TILED CORNERS. TILER TO USE THICK BED MORTAR SO THAT TRIMS ALIGN WITH TILE EDGE.
- WET SEAL ALL FLOORS TO AMENITIES.
- ALL DIMENSIONS TAKEN FROM FINISHED FLOOR LEVEL (FFL).

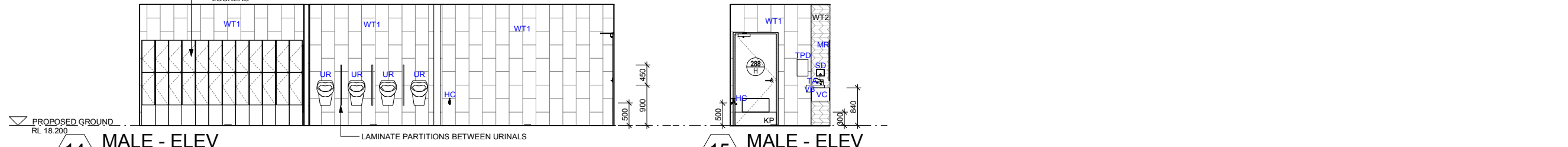
**1 TENANT A - WAREHOUSE AMENITIES PLAN**  
1 : 50



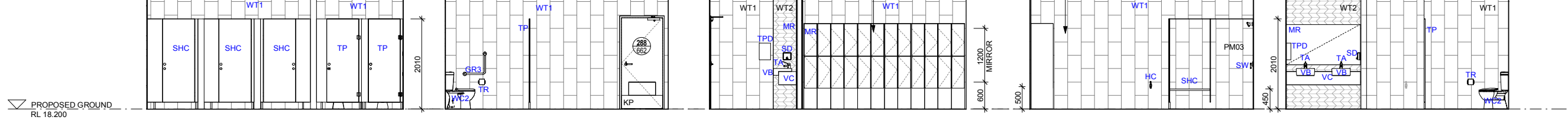
**2 ACC. WC - ELEV** 1 : 50   **3 ACC. WC - ELEV** 1 : 50   **4 ACC. WC - ELEV** 1 : 50   **5 ACC. WC - ELEV** 1 : 50   **6 CL2 - ELEV** 1 : 50   **7 CL2 - ELEV** 1 : 50   **8 CL2 - ELEV** 1 : 50   **9 CL2 - ELEV** 1 : 50



**10 MALE - ELEV** 1 : 50   **11 MALE - ELEV** 1 : 50   **12 MALE - ELEV** 1 : 50   **13 MALE - ELEV** 1 : 50

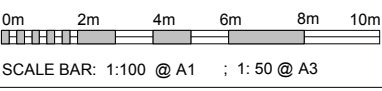


**14 MALE - ELEV** 1 : 50   **15 MALE - ELEV** 1 : 50



**16 FEMALE - ELEV** 1 : 50   **17 FEMALE - ELEV** 1 : 50   **18 FEMALE - ELEV** 1 : 50   **19 FEMALE - ELEV** 1 : 50   **20 FEMALE - ELEV** 1 : 50

- GENERAL NOTES:**
- THIS DRAWING IS TO BE READ IN CONJUNCTION WITH ALL CONSULTANTS' DOCUMENTATION
  - ALL WORKS SHALL COMPLY WITH THE REQUIREMENTS OF THE NCC (BCA), AUSTRALIAN STANDARDS, RELEVANT CODES AND LOCAL AUTHORITIES REGULATIONS
  - PROVIDE ALL CONCRETE AND STRUCTURAL STEEL IN ACCORDANCE WITH STRUCTURAL ENGINEER'S DOCUMENTATION
  - PROVIDE ALL DRAINAGE IN ACCORDANCE WITH HYDRAULIC ENGINEER'S DOCUMENTATION
  - IT IS THE CONTRACTOR'S RESPONSIBILITY TO CO-ORDINATE CONNECTIONS, LOCATIONS AND DETAILS BETWEEN STRUCTURAL STEEL, PRECAST PANELS AND INSITU CONCRETE
  - ALL LEVELS AND EXTENTS ARE INDICATIVE & SHOULD BE READ IN CONJUNCTION WITH CIVIL ENG. DWGS FOR FINAL LEVELS.
  - ALL FFL LEVELS ±500mm.
  - ALL LEVELS AND EXTENTS ARE INDICATIVE & SHOULD BE READ IN CONJUNCTION WITH CIVIL ENG. DWGS FOR FINAL LEVELS OF ALL EARTH WORKS AND EXCAVATION.
  - ALL LANDSCAPING TO LANDSCAPE ARCHITECT'S DETAILS.
  - INTERIOR LAYOUT SUBJECT TO FURTHER DETAIL DESIGN DEVELOPMENT
  - ALL SIGNAGE SUBJECT TO CONDITIONS OF CONSENT.



**Notes**

- This drawing and design is subject to Reid Campbell (NSW) Pty Ltd copyright, and may not be reproduced without prior written consent.
- Contractor to verify all dimensions on site before commencing work.
- Report all discrepancies to project manager prior to construction.
- Figured dimensions to be taken in preference to scaled drawings.
- All work is to conform to relevant Australian Standards and other Codes as applicable, together with other Authorities' requirements and regulations.

NSW Registered Architect Mark David Roach, 10332  
NSW Registered Architect James Webb, 10187

Issue	Description	Date	By	QA
A	ISSUE FOR INFORMATION	02/10/2019		
B	UDLP ISSUE	20/12/19	KM	MR

**REID CAMPBELL**  
Architecture, Interiors, Project Management  
ACN 902 033 901 ABN 28 317 905 875  
Level 15, 124 Walker Street  
North Sydney NSW 2060 Australia  
Tel: 61 02 9954 5011 Email: sydney@reidcampbell.com  
Fax: 61 02 9954 4946 Web: www.reidcampbell.com

**UDLP ISSUE**

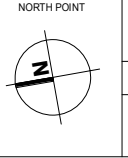


**CLIENT**  
MOOREBANK LOGISTICS PARK - WAREHOUSE 5  
400 MOOREBANK AVE, MOOREBANK NSW

**PROJECT MANAGER**  
ARCHILE PROJECTS

**PROJECT**  
MOOREBANK LOGISTICS PARK - WAREHOUSE 5  
400 MOOREBANK AVE, MOOREBANK NSW

Drawn: KM   Checked: MR   PRINT DATE: 20/12/2019 4:48:39 PM

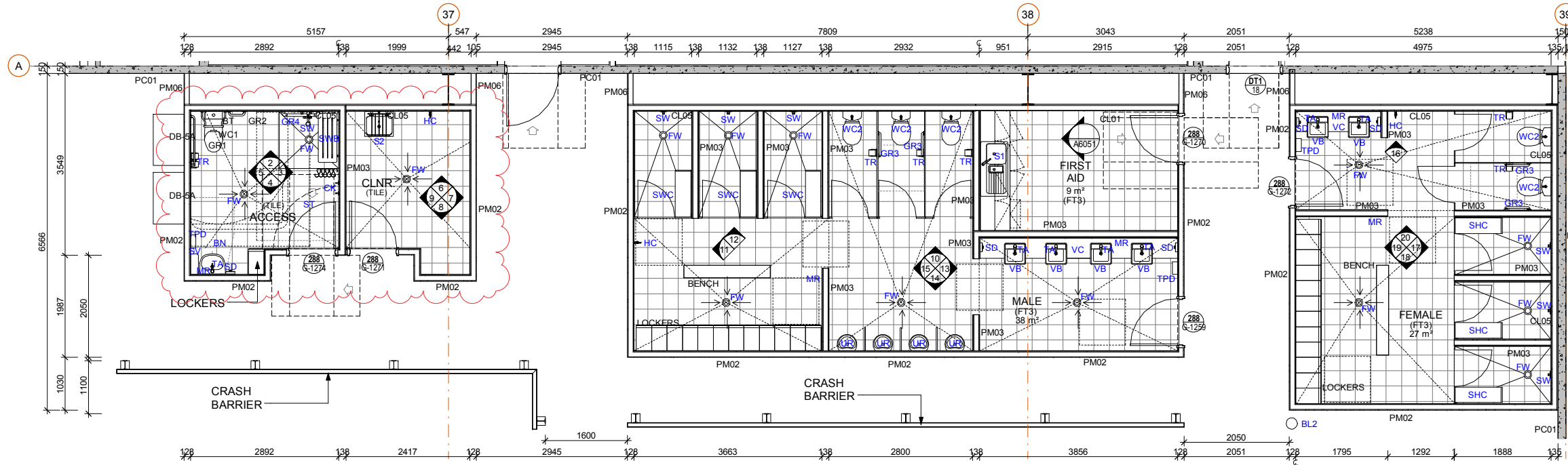


**DRAWING NAME**  
END OF TRIP FACILITIES - A

**PROJ. PROJECT NO.** 118124   **STATUS CODE**

**SHEET NUMBER** WHP5-RCG-AR-DWG-UDLP5   **ISSUE** B

BIM360://Qube - Warehouse 5/118124\_MB LOGISTICS\_QUBE WHP5.rvt



**AMENITIES NUMBERS ARE BASED ON CLIENT INFORMATION**

**REVISION NOTES:**  
- ACC. WC UPDATE

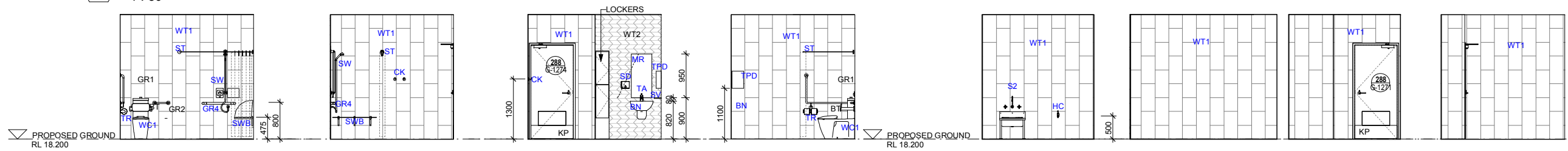
**ABBREVIATION:**

AMB	AMBULANT
BCH	BENCH
BD	BLINDS
BT	BACKREST
BWN	BOILING WATER UNIT WITH MIXER TAP ON BENCHTOP
CB	CUPBOARD
CK	COAT HOOK
CS1	KITCHEN STONE BENCH TOP
DRW	DRAWER
DW	DISHWASHER
GR	GRABRAIL
L	LIGHT FIXTURE
LF1	PARTICLEBOARD
LF2	LMINATE
MR	MIRROR
MW	MICROWAVE
REF	REFRIGERATOR
S	SINK
SB	SPLASHBACK
SD	SOAP DISPENSER
SV	SHELVES
SHC	SHOWER CUBICLE
SHW	SHOWER
SW	SHOWER MIXER
SK1	SKIRTING
TA	TAP
TD	TOILET DOOR
TR	TOILET PAPER HOLDER
TP	TOILET PARTITION
TPD	TOILET PAPER DISPENSER
UR	URINAL
VB	VANITY BASIN
VC	VANITY BENCH
WC	WATER CLOSET
WT1	WALL TILE
WT2	FEATURE WALL TILE

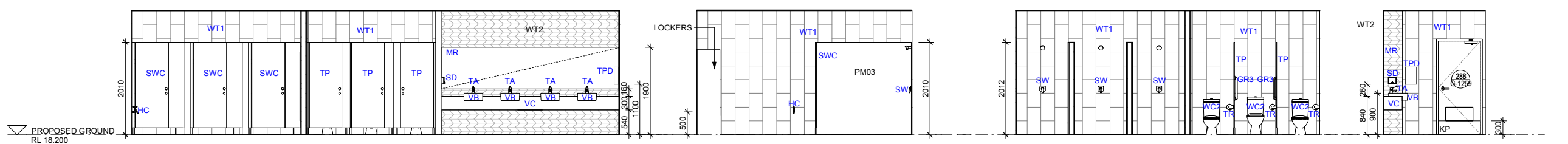
**NOTES:**

- ACCESSIBLE AMENITIES TO COMPLY WITH ALL ASPECTS OF AS-1428.1.
- WHERE SHOWERS ARE PROVIDED WITH GLASS SCREENS, ENSURE SCREENS ARE GRADE 'A' SAFETY GLASS IN ACCORDANCE WITH AS-1288.
- ALL DOORS TO FULLY ENCLOSED SANITARY COMPARTMENTS, DOORS MUST BE PROVIDED WITH LIFT-OFF HINGES TO BE READILY REMOVABLE FROM THE OUTSIDE OF THE COMPARTMENT IF THEY OPEN INWARDS AND IF THE NEAREST PART OF THE DOORWAY IS WITHIN 1200mm OF THE PAN.
- PROVIDE MOISTURE RESISTANT PLASTERBOARD TO ALL WET AREAS.
- SILICONE SEAL VANITY/TILE JUNCTIONS, FLOORWALL JUNCTIONS AND TILE/CILING JUNCTIONS.
- TYPICALLY PROVIDE ACOUSTIC INSULATION TO ALL AMENITY WALLS.
- ALL DIMENSIONS TO BE CHECKED ON SITE PRIOR TO FABRICATION.
- SILICONE SEAL ALL WALL / JOINERY JUNCTIONS IN COLOUR AS SELECTED.
- CONTRACTOR TO INSTALL DOOR STOPS AND COAT HOOKS TO ALL CUBICLE DOORS, THIS DRAWING MUST BE READ IN CONJUNCTION WITH ALL RELEVANT STANDARDS.
- ENSURE 92mm STUD WALL BEHIND PAPER TOWEL DISPENSERS.
- CONTRACTOR TO CO-ORDINATE LOCATION OF TIMBER NOGGINGS & STUDS WITH PLUMBER & ELECTRICIAN TO ENABLE FIXING OF WALL MOUNTED FIXTURES & FITTINGS.
- PROVIDE NATURAL ANODISED ALUMINIUM ANGLE TRIMS TO ALL EXTERNAL TILED CORNERS. TILER TO USE THICK BED MORTAR SO THAT TRIMS ALIGN WITH TILE EDGE.
- WET SEAL ALL FLOORS TO AMENITIES.
- ALL DIMENSIONS TAKEN FROM FINISHED FLOOR LEVEL (FFL).

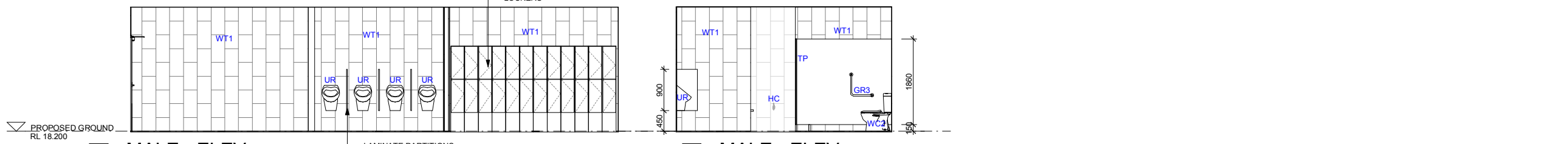
**1 UDLP\_TENANT B - WAREHOUSE AMENITIES PLAN**  
1 : 50



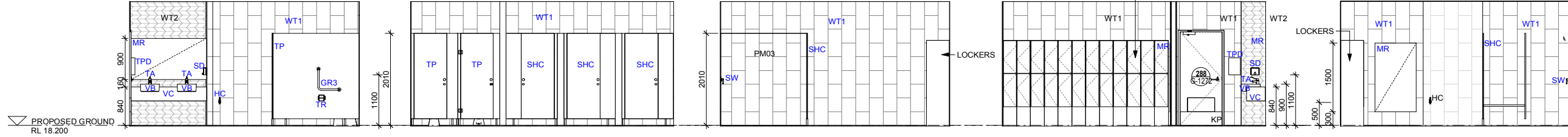
**2 ACC.WC - ELEV** 1 : 50   **3 ACC.WC - ELEV** 1 : 50   **4 ACC.WC - ELEV** 1 : 50   **5 ACC.WC - ELEV** 1 : 50   **6 CL3 - ELEV** 1 : 50   **7 CL3 - ELEV** 1 : 50   **8 CL3 - ELEV** 1 : 50   **9 CL3 - ELEV** 1 : 50



**10 MALE - ELEV** 1 : 50   **11 MALE - ELEV** 1 : 50   **12 MALE - ELEV** 1 : 50   **13 MALE - ELEV** 1 : 50



**14 MALE - ELEV** 1 : 50   **15 MALE - ELEV** 1 : 50



**16 FEMALE - ELEV** 1 : 50   **17 FEMALE - ELEV** 1 : 50   **18 FEMALE - ELEV** 1 : 50   **19 FEMALE - ELEV** 1 : 50   **20 FEMALE - ELEV** 1 : 50

**Notes**

- This drawing and design is subject to Reid Campbell (NSW) Pty Ltd copyright and may not be reproduced without prior written consent.
- Contractor to verify all dimensions on site before commencing work.
- Report all discrepancies to project manager prior to construction.
- Figured dimensions to be taken in preference to scaled drawings.
- All work is to conform to relevant Australian Standards and other Codes as applicable, together with other Authorities' requirements and regulations.

NSW Registered Architect Mark David Roach, 10332  
NSW Registered Architect James Webb, 10187

Issue	Description	Date	By	QA
A	UDLP ISSUE	25/11/19	KM	MR
B	UDLP ISSUE	20/12/19	KM	MR

**REIDCAMPBELL**  
Architecture, Interiors, Project Management  
ACN 002 033 901 ABN 28 317 805 875  
Level 15, 124 Walker Street  
North Sydney NSW 2060 Australia  
Tel: 61 02 9954 5011 Email: sydney@reidcampbell.com  
Fax: 61 02 9954 4946 Web: www.reidcampbell.com

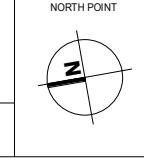
**UDLP ISSUE**

CLIENT  
**MOOREBANK LOGISTICS PARK** **DUQE**

PROJECT MANAGER  
**ARCHILE PROJECTS**

PROJECT  
MOOREBANK LOGISTICS  
PARK - WAREHOUSE 5  
400 MOOREBANK AVE, MOOREBANK  
NSW

Drawn Checked PRINT DATE  
KM MR 20/12/2019 4:49:29 PM



DRAWING NAME  
END OF TRIP FACILITIES - B

REG. PROJECT NO. **118124** STATUS CODE

SHEET NUMBER **WHP5-RCG-AR-DWG-UDLP6** ISSUE **B**

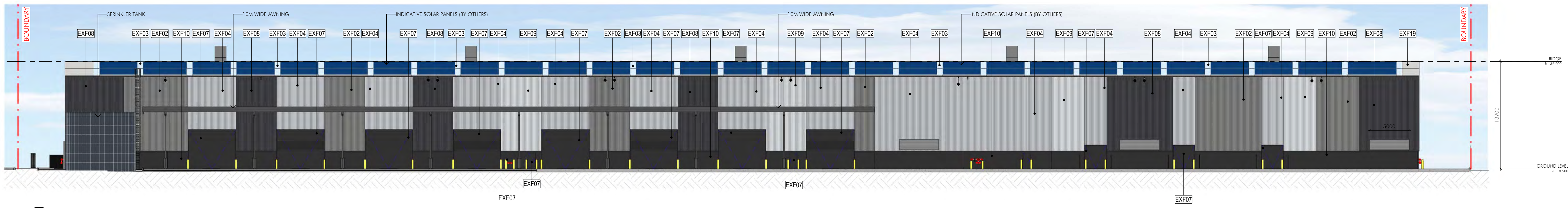
SCALE BAR: 1:100 @ A1 ; 1:50 @ A3

0m 2m 4m 6m 8m 10m



Builder and/or subcontractor shall verify all project dimensions before commencing on site work or off-site fabrication. Typical dimensions and tolerances are indicated on drawings. This drawing is copyright and cannot be reproduced in whole or in part or by any medium without the written permission of Hansen Yuncken Pty Ltd.

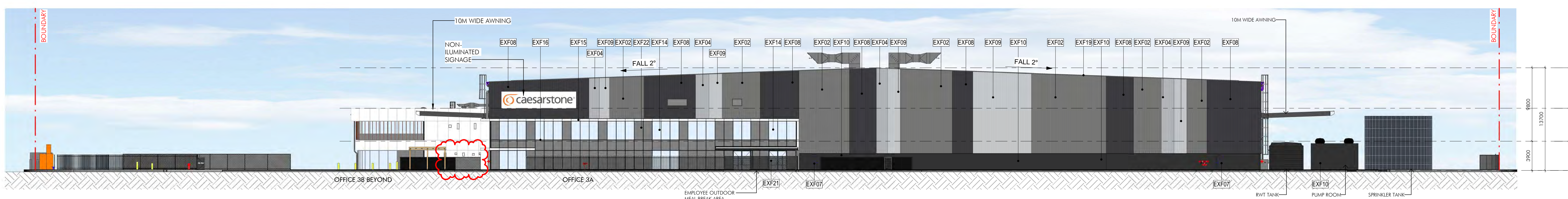
Issue	Description	Date
A	Issued for Information	16.10.19
B	Issued for Information	06.01.20
C	Issued for Information	17.01.20
D	Issued for Information	10.02.20



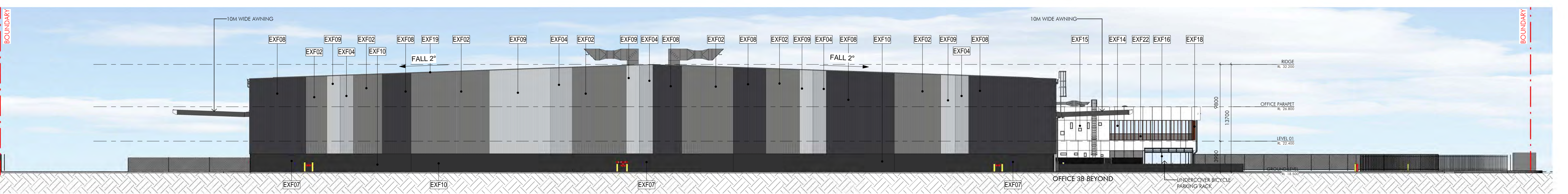
1 NORTH ELEVATION - COLOURED.  
1 : 250



2 SOUTH ELEVATION - COLOURED.  
1 : 250



3 EAST ELEVATION - COLOURED.  
1 : 250



4 WEST ELEVATION - COLOURED.  
1 : 250

INDICATIVE EXTERNAL FINISHES LEGEND			
EXF01	PROFILED METAL CLADDING 'SURFMIST'	EXF21	PREFINISHED SCREEN, STEEL SLAT, COLORBOND 'MONUMENT'
EXF02	PROFILED METAL CLADDING 'WINDSPRAY'	EXF14	FRAMED GLAZING
EXF03	POLYCARBONATE ROOF SHEETING	EXF15	ALUCOIL LARCORE A2- COLOR EQUIV. TO 'WHITE HAVEN'
EXF04	PROFILED METAL CLADDING 'WHITE HAVEN'	EXF16	GLAZING FRAME 'MONUMENT'
EXF05	GUTTERS, DOWNPIPES, TOE MOULD, CAPPING, TRIMS & CORNER TRIMS PAINTED 'WINDSPRAY'	EXF17	FROSTED GLAZING
EXF07	WAREHOUSE DOOR & RSD PAINTED 'MONUMENT'	EXF18	VERTICAL LOUVER 'DECOWOOD BUSH CHERRY'
EXF08	PROFILED METAL CLADDING 'MONUMENT'	EXF19	KLIP-LOK METAL ROOF SHEETING 'ZINCALUME'
EXF09	PROFILED METAL CLADDING 'SHALE GREY'	EXF20	COLUMNS IN TRAFFICABLE AREAS, ARMCO ENDS, & ALL BOLLARDS

NOTE: WINDOW SUPPLIER TO PROVIDE DESIGN CERTIFICATION FOR COMPLYING TO NCC SECTION J.13 REPORT BY HORTHOPE  
ALL EXTERNAL GLAZING  
GLAZING U-VALUE: 0.2  
GLAZING SHGC: 0.33



Building Contractor:  
**HANSENYUNCKEN**

Address: 75 - 85 Oxenden St, Newcastle NSW 2305  
 Structural: Horthope  
 Address: 11 / 245 George St, Sydney NSW 2000  
 C&E: C&E Inc Consulting  
 Address: Level 1, 8 Woodhill Street, Wollahilly NSW 2000  
 Hydraulic: Sparks & Partners  
 Address: Level 1, 91 George Street Parramatta NSW 2150  
 Mechanical: Greenstar Engineering Group  
 Address: 78 Macquarie Road, Hornsby, NSW 2150  
 Electrical: C Level Design & engineering  
 Address: 2/802 Old Princes Hwy, Sutherland, NSW 2252  
 Fire: GFD  
 Address: Level 15, 133 Castlereagh Street, Sydney, NSW 2000  
 Landscape: Groundlab Landscape Architects  
 Address: Suite 201, 75 Archer Street, Chesham NSW 2857  
 BCA Certifier: Harsco Group  
 Address: Level 6, 189 Kent Street, Sydney, NSW 2000

Project:  
Moorebank Logistics Park Warehouse 3  
 Project Address:  
Moorebank Logistics Park, 400 Moorebank Avenue, Moorebank NSW 2170 Australia

Title:  
Coloured Building Elevations - WH3

Drawn	Checked	Issue Size	Scale
HS/DS	BN	B1	As indicated

Client:  
nettletontribe  
 nettletontribe partnership pty ltd ABN 58 161 683 122  
 117 Willoughby Road, Crows Nest, NSW 2065  
 t +61 2 9431 6131  
 e info@nettletontribe.com.au w nettletontribe.com.au

FOR APPROVAL





Builder and/or subcontractor shall verify all project dimensions before commencing on site work or off-site fabrication. Typical dimensions and tolerances are indicated throughout. This drawing is copyright and cannot be reproduced in whole or in part or in any medium without the written permission of Hansen Yuncken Pty Ltd.

Key Plan/Room

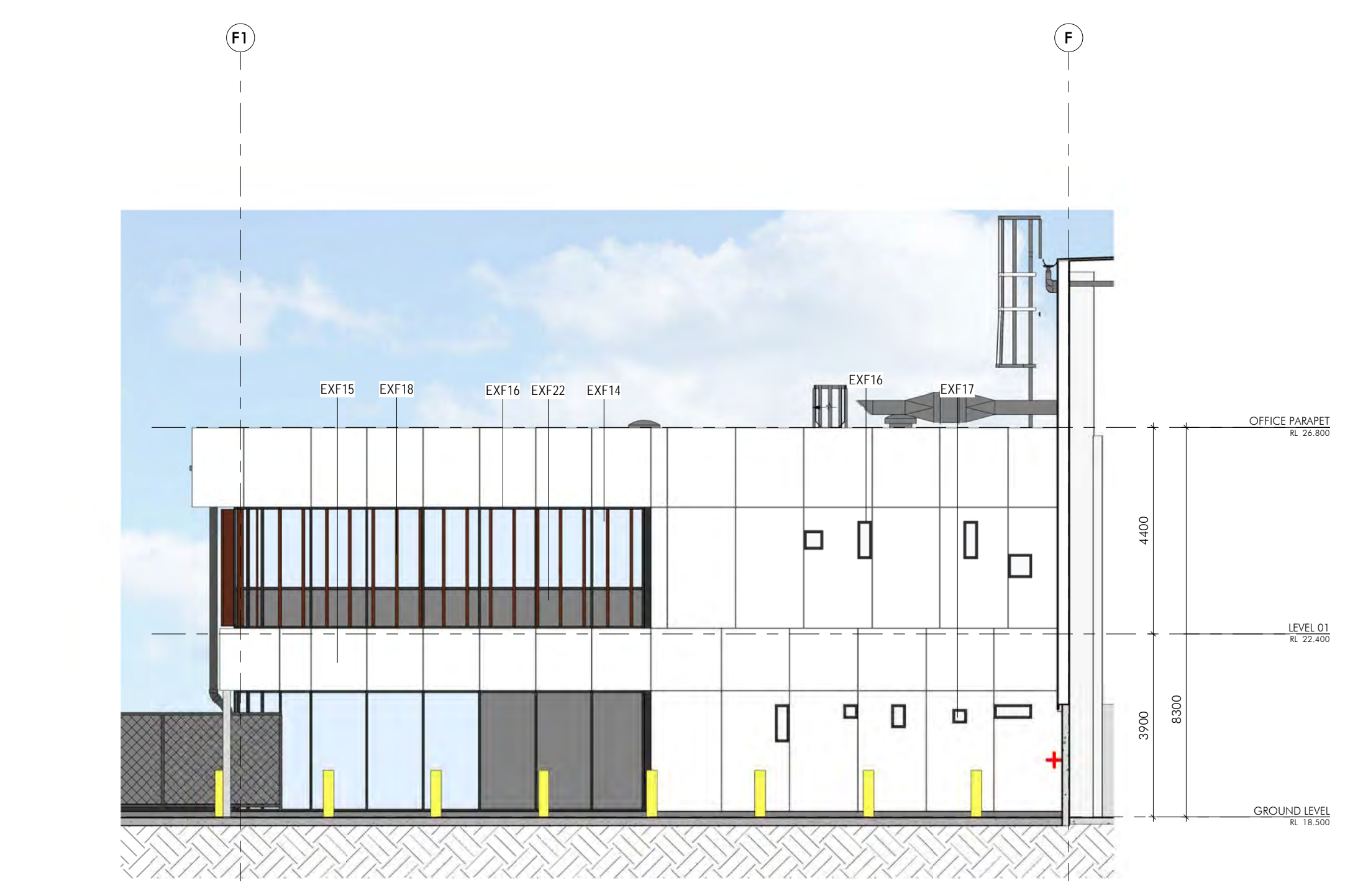
Issue	Description	Date
A	Issued for Information	06.01.20
B	Issued for Information	17.01.20



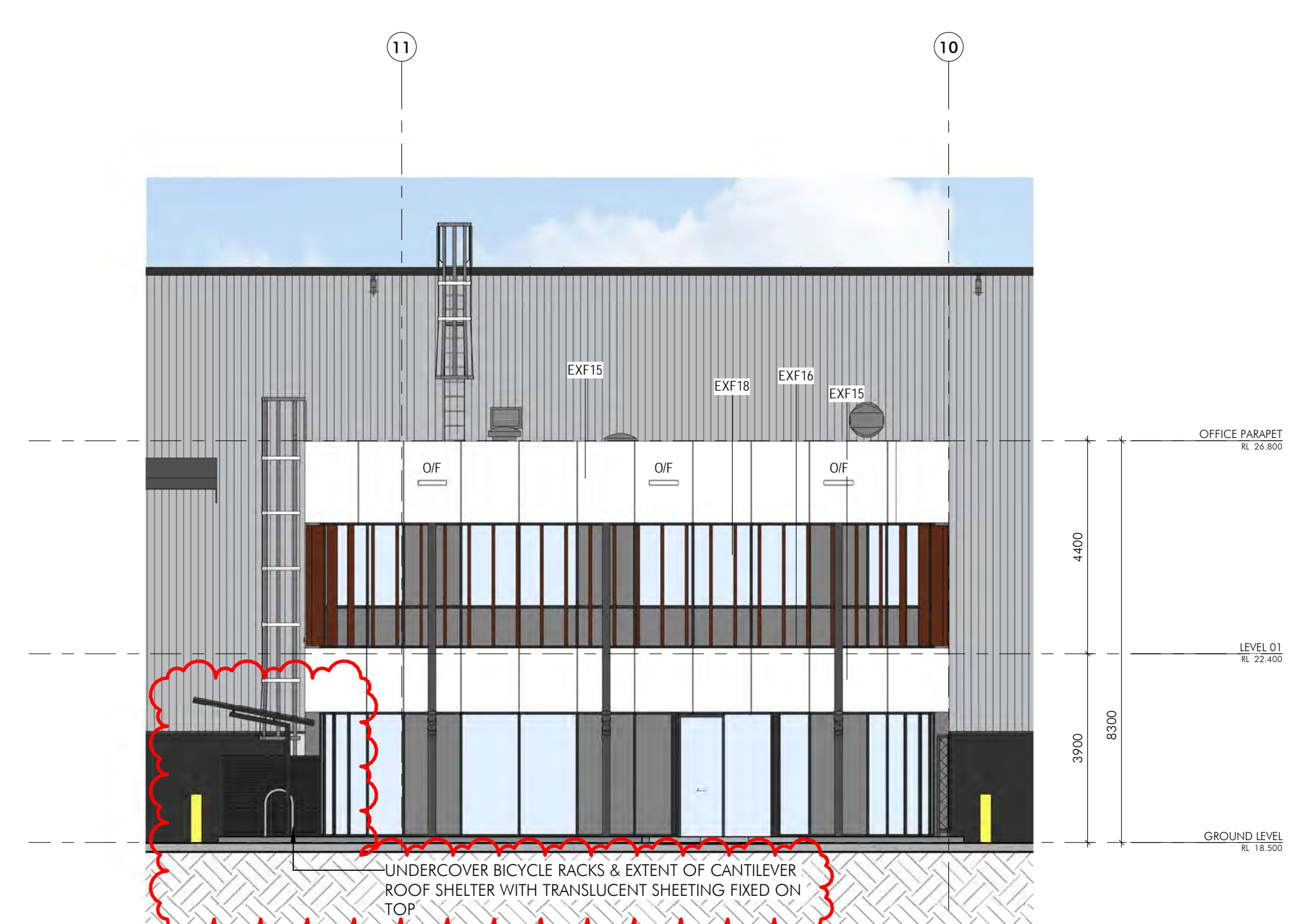
1 OFFICE 3A ELEVATIONS - COLOURED - EAST.  
1 : 100



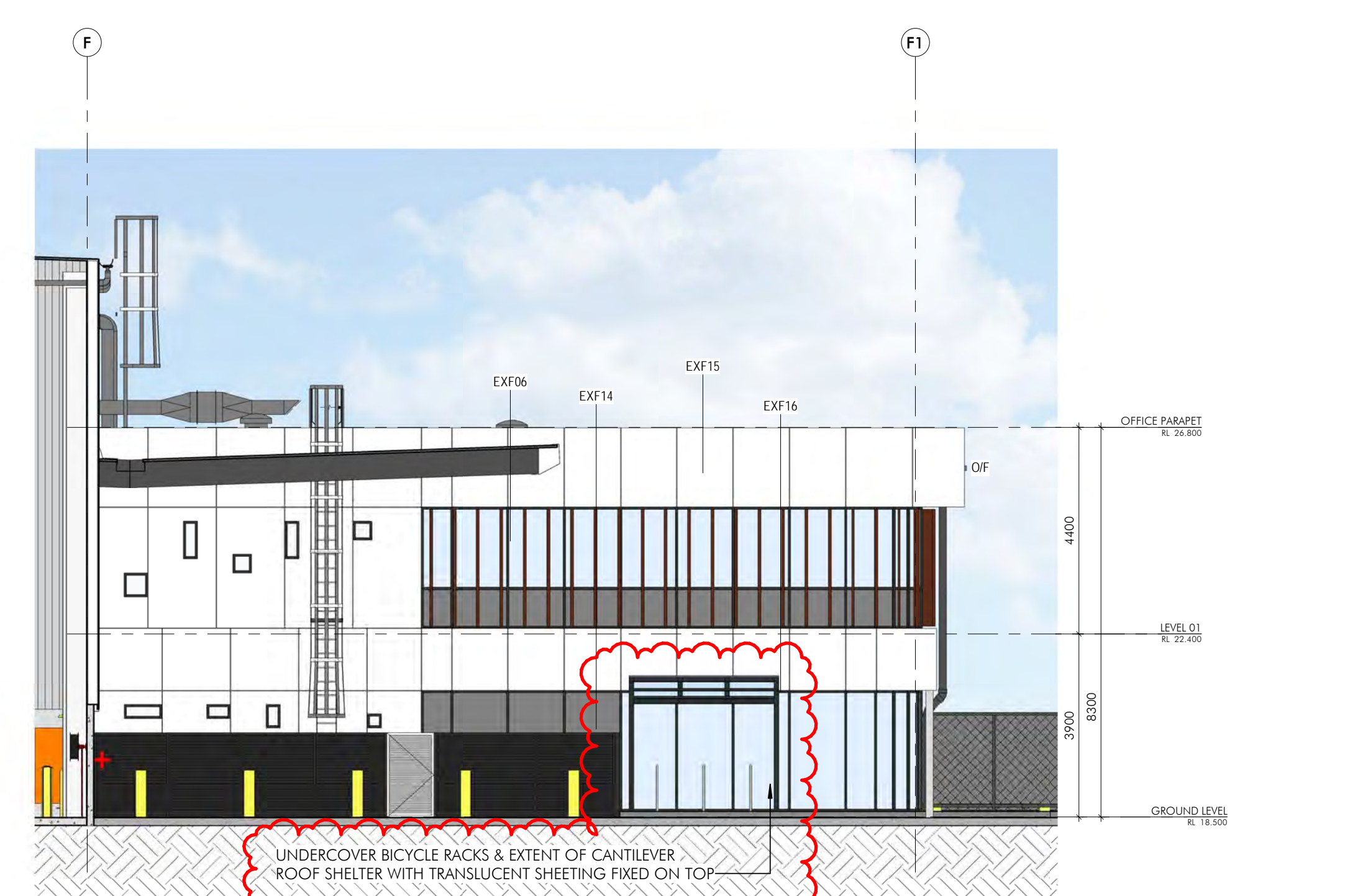
2 OFFICE 3A ELEVATIONS - COLOURED - SOUTH.  
1 : 100



3 OFFICE 3B ELEVATIONS - COLOURED - EAST.  
1 : 100




4 OFFICE 3B ELEVATIONS - COLOURED - SOUTH.  
1 : 100



5 OFFICE 3B ELEVATIONS - COLOURED - WEST.  
1 : 100

INDICATIVE EXTERNAL FINISHES LEGEND					
EXF01	PROFILED METAL CLADDING 'SURFMIST'	EXF10	PRECAST CONCRETE PANEL PAINTED 'MONUMENT'	EXF21	PREFINISHED SCREEN, STEEL SLAT, COLORBOND 'MONUMENT'
EXF02	PROFILED METAL CLADDING 'WINDSPRAY'	EXF14	FRAMED GLAZING	EXF22	OFFICE WINDOW GLAZING SPANDREL GLAZING, 'WOODLAND GREY'
EXF03	POLYCARBONATE ROOF SHEETING	EXF15	ALUCOIL LARCORE A2, COLOR EOV, TO 'WHITE HAVEN'		
EXF04	PROFILED METAL CLADDING 'WHITE HAVEN'	EXF16	GLAZING FRAME 'MONUMENT'		
EXF05	GUTTERS, DOWNPIPES, D/E MOULD, CAPPING, TRIMS & CORNER TRIMS, PAINTED 'WINDSPRAY'	EXF17	FROSTED GLAZING		
EXF07	WAREHOUSE DOOR & RSD PAINTED 'MONUMENT'	EXF18	VERTICAL LOUVRE 'DECOWOOD BUSH CHERRY'		
EXF08	PROFILED METAL CLADDING 'MONUMENT'	EXF19	KLIIP-LOK METAL ROOF SHEETING 'ZINCALUME'		
EXF09	PROFILED METAL CLADDING 'SHALE GREY'	EXF20	COLUMNS IN TRAFFICABLE AREAS, ARMCO ENDS, & ALL BOLLARDS		

NOTE: WINDOW SUPPLIER TO PROVIDE DESIGN CERTIFICATION FOR COMPLYING TO NCC SECTION J.1/3 REPORT BY HORTHOFF  
ALL EXTERNAL GLAZING  
GLAZING U-VALUE: 0.2  
GLAZING SHGC: 0.33



Building Contractor:  
**HANSENYUNCKEN**

Address: 75, 85 O'Rourke St, Newcastle NSW 2315  
Structural: Hordless  
Address: 11, 134 George St, Sydney NSW 2000  
C&E: Condo Res Consulting  
Address: Level 1, 8 Winkfield Street, Winkfield NSW 2000  
Hydraulic: Sparks & Partners  
Address: Level 1, 91 George Street, Parramatta NSW 2150  
Mechanical: Greiner Engineering Group  
Address: 78 Macquarie Road, Moorebank, NSW 2170  
Electrical: C Level Design & Engineering  
Address: 2/802 Old Princes Hwy, Sutherland, NSW 2232  
Fire: GFD  
Address: Level 15, 133 Castlereagh Street, Sydney, NSW, 2000  
Landscape: Ground 104 Landscape Architects  
Address: Suite 201, 211 Archer Street, Chesham NSW 2857  
SCA Centre: Hordless Group  
Address: Level 6, 189 Kent Street, Sydney, NSW, 2000

Project:  
Moorebank Logistics Park Warehouse 3  
Project Address:  
Moorebank Logistics Park, 400 Moorebank Avenue, Moorebank NSW 2170 Australia

Title:  
Coloured Office Elevations - WH3

Drawn	Checked	Sheet Size	Scale
HS/DS	BN	B1	As indicated

Number:  
W3W4-NTT-AR-DWG-0252

Revision:  
B

Architectural Consultant:  
nettletontribe partnership pty ltd ABN 58 161 683 122  
117 Willoughby Road, Crows Nest, NSW 2065  
+61 2 9431 6131  
info@nettletontribe.com.au www.nettletontribe.com.au

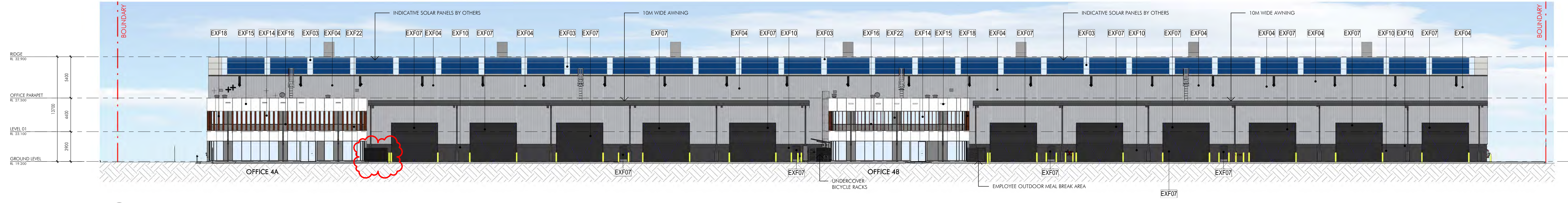


FOR APPROVAL

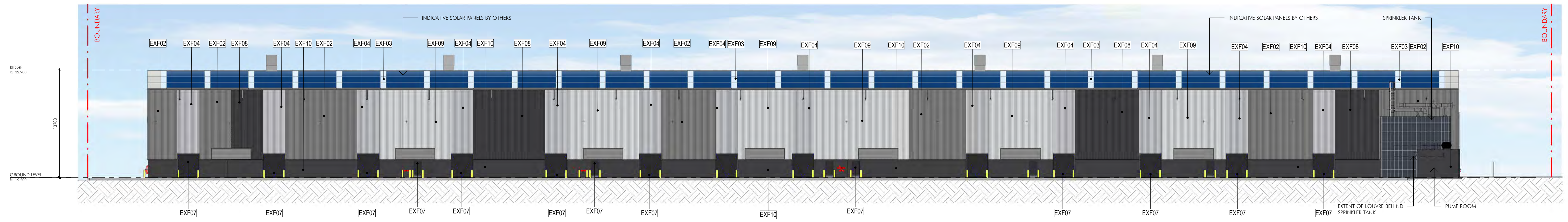


Builder and/or subcontractor shall verify all project dimensions before commencing on-site work or off-site fabrication. Typical dimensions and tolerances are noted throughout. This drawing is copyright and cannot be reproduced in whole or in part or by any medium without the written permission of Nettleton Tribe Architecture Pty Ltd.

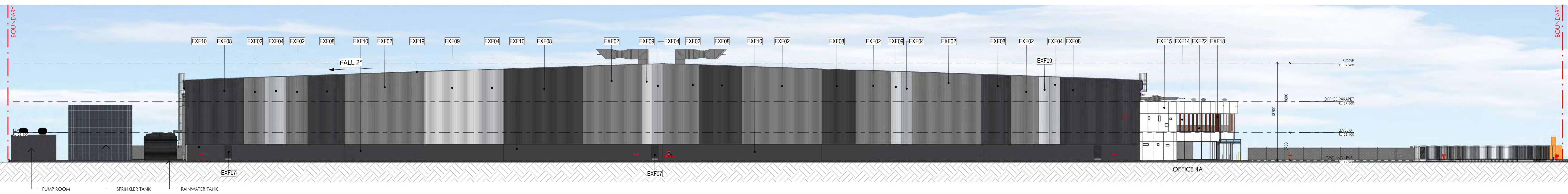
Issue	Description	Date
A	Issued for Information	16.10.19
B	Issued for Information	06.01.20
C	Issued for Information	17.01.20
D	Issued for Information	10.02.20



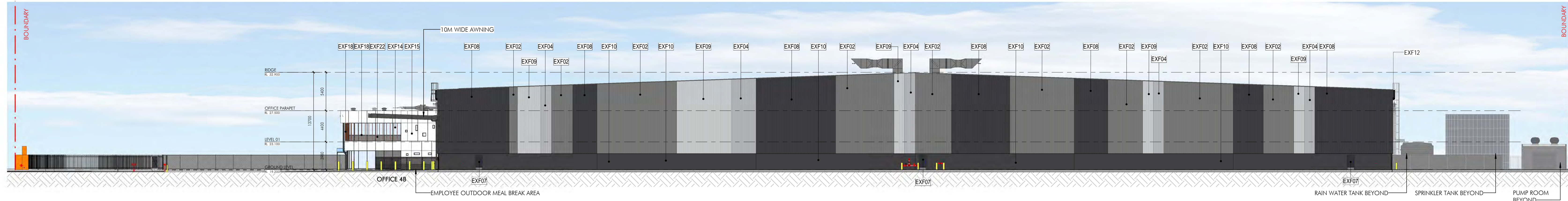
1 WH4 - North Elevation - Coloured.  
1 : 250



2 WH4 - South Elevation - Coloured.  
1 : 250



3 WH4 - East Elevation - Coloured.  
1 : 250



4 WH4 - West Elevation - Coloured.  
1 : 250

NOTE: WINDOW SUPPLIER TO PROVIDE DESIGN CERTIFICATION FOR COMPLYING TO NCC SECTION 3.4.3 REPORT BY NORTHCOAT  
ALL EXTERNAL GLAZING U-VALUE: 3.2  
GLAZING SHGC: 0.33



Building Contractor:  
**HANSENYUNCKEN**  
Address: 75 Oldfather St, Newcastle NSW 2315

Structural: Hordrup  
Address: 11 / 245 George St, Sydney NSW 2000

C&E: C&E Consulting  
Address: Level 1, 8 Windmill Street, Walsh Bay, Sydney NSW 2000

Hydraulic: Sparks & Partners  
Address: Level 1, 91 George Street, Parramatta NSW 2150

Mechanical: Greenway Engineering Group  
Address: 78 Macquarie Road, Hornsby, NSW 2150

Electrical: C Level Design & Engineering  
Address: 2182 Old Princes Hwy, Sutherland, NSW 2252

Fire: GFD  
Address: Level 15, 133 Castlereagh Street, Sydney, NSW 2000

Architectural Consultant: Groundlab Architecture  
Address: Suite 201, 75 Arthur Street, Chesham NSW 2857

BCA Certifier: Nelson Group  
Address: Level 6, 189 Kent Street, Sydney, NSW 2000

Project:  
Moorebank Logistics Park Warehouse 4  
Project Address:  
Moorebank Logistics Park, 400 Moorebank Avenue, Moorebank NSW 2170 Australia

Title:  
Coloured Building Elevations - WH4

Drawn: HS/DS  
Checked: BN  
Sheet Size: B1  
Scale: As indicated

Number:  
W3W4-NTT-AR-DWG-0255  
Revision:  
D

Architectural Consultant:  
nettletontribe partnership Pty Ltd ABN 58 161 683 122  
117 Willoughby Road, Crows Nest, NSW 2065  
+61 2 9431 6131  
info@nettletontribe.com.au www.nettletontribe.com.au



INDICATIVE EXTERNAL FINISHES LEGEND					
EXF01	PROFILED METAL CLADDING 'SURFMIST'	EXF10	PRECAST CONCRETE PANEL PAINTED 'MONUMENT'	EXF21	PREFINISHED SCREEN, STEEL SLAT, COLORBOND 'MONUMENT'
EXF02	PROFILED METAL CLADDING 'WINDSPRAY'	EXF14	FRAMED GLAZING	EXF22	OFFICE WINDOW GLAZING SPANDREL GLAZING, 'WOODLAND GREY'
EXF03	POLYCARBONATE ROOF SHEETING	EXF15	ALICOL LARCORE A2- COLOR EQIV. TO 'WHITE HAVEN'		
EXF04	PROFILED METAL CLADDING 'WHITE HAVEN'	EXF16	GLAZING FRAME 'MONUMENT'		
EXF05	GUTTERS, DOWNPIPES, TOE MOULD, CAPPING, TRIMS & CORNER TRIMS PAINTED 'WINDSPRAY'	EXF17	FROSTED GLAZING		
EXF07	WAREHOUSE DOOR & RSD PAINTED 'MONUMENT'	EXF18	VERTICAL LOUVRE 'DECOWOOD BUSH CHERRY'		
EXF08	PROFILED METAL CLADDING 'MONUMENT'	EXF19	KLIP-LOK METAL ROOF SHEETING 'ZINCALUME'		
EXF09	PROFILED METAL CLADDING 'SHALE GREY'	EXF20	COLUMNS IN TRAFFICABLE AREAS, ARMCO ENDS, & ALL BOLLARDS		

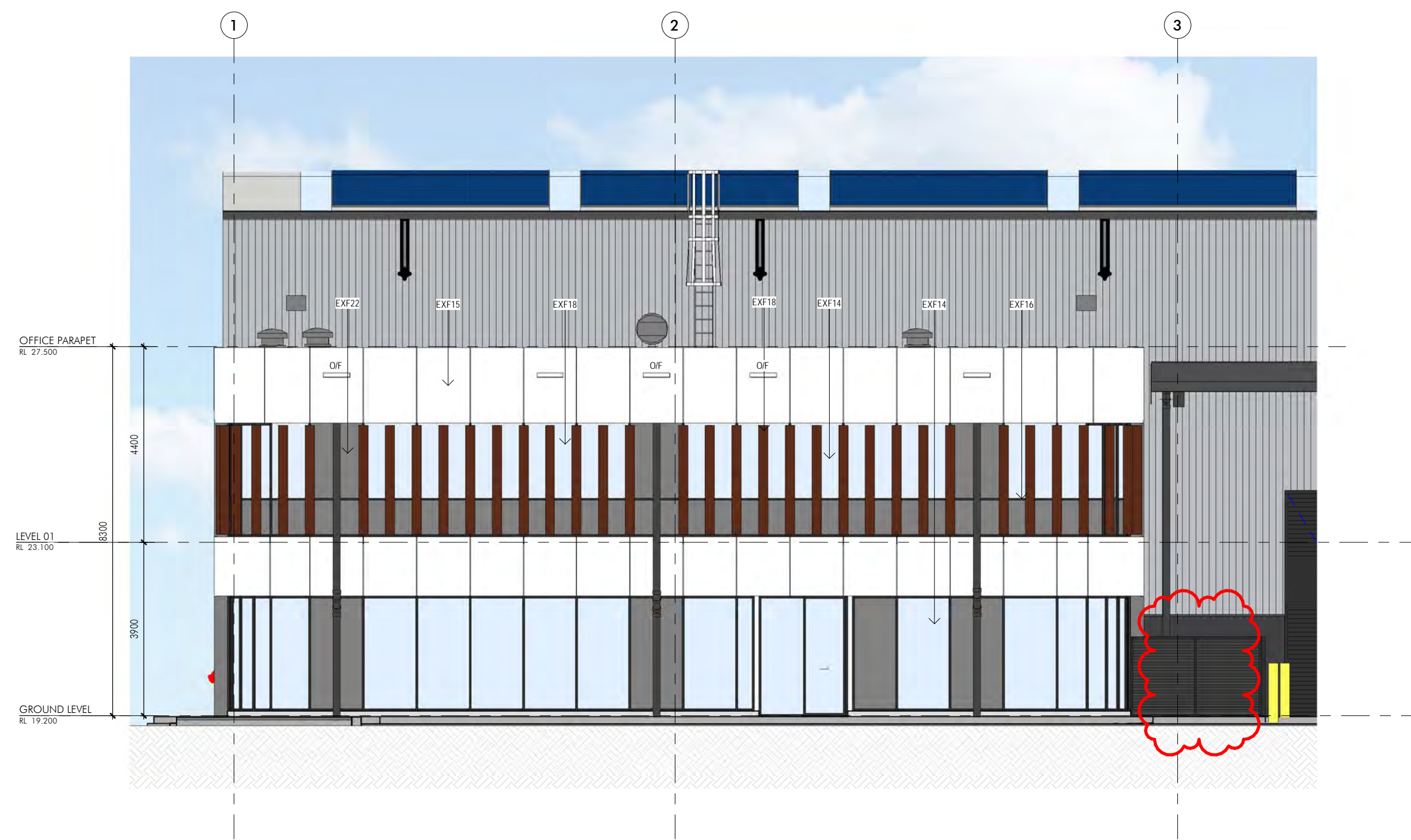
FOR APPROVAL

B:\360\_75C125 Moorebank WH 3.4 and Infrastructure\QW4-04-ar.dwg

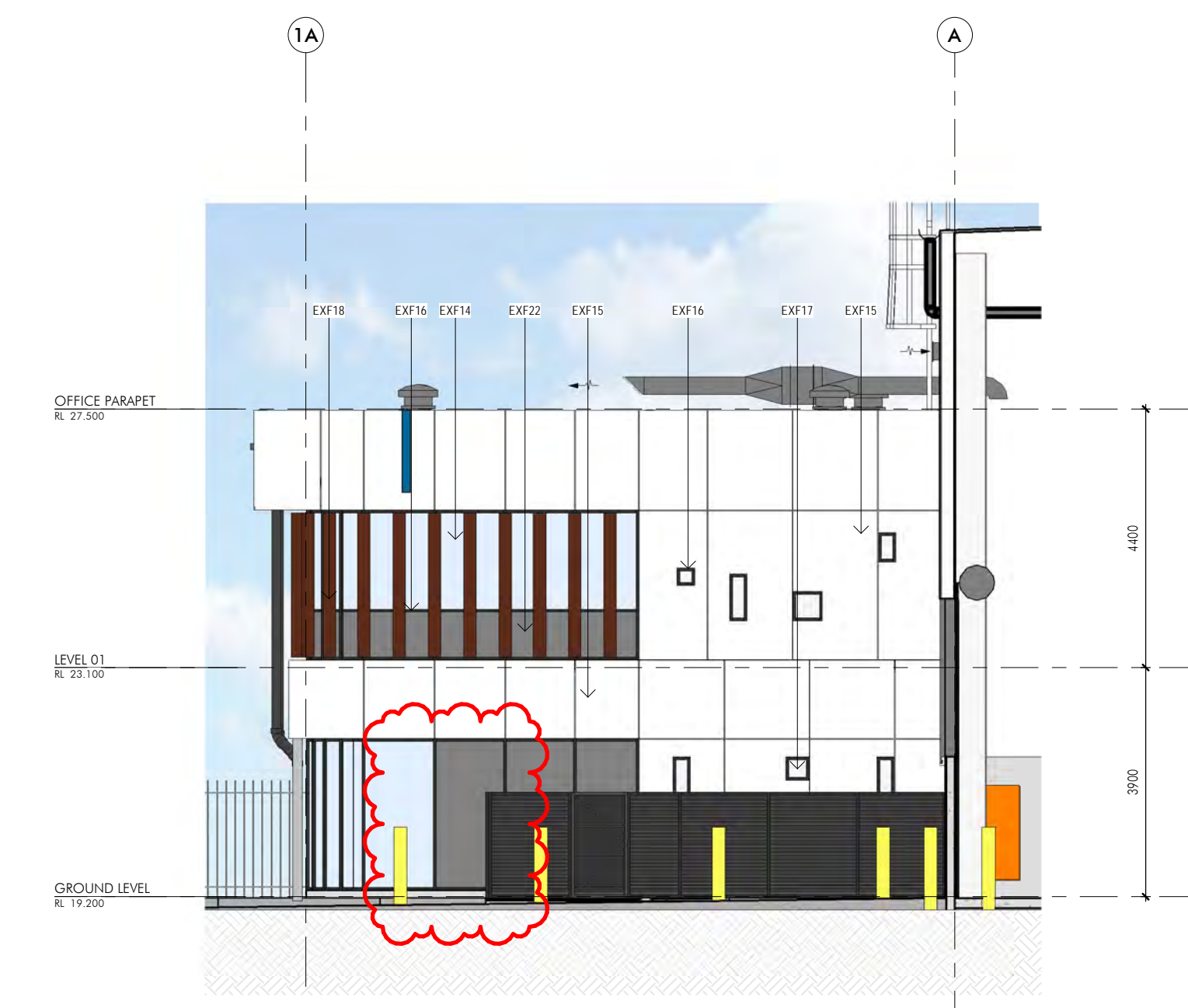




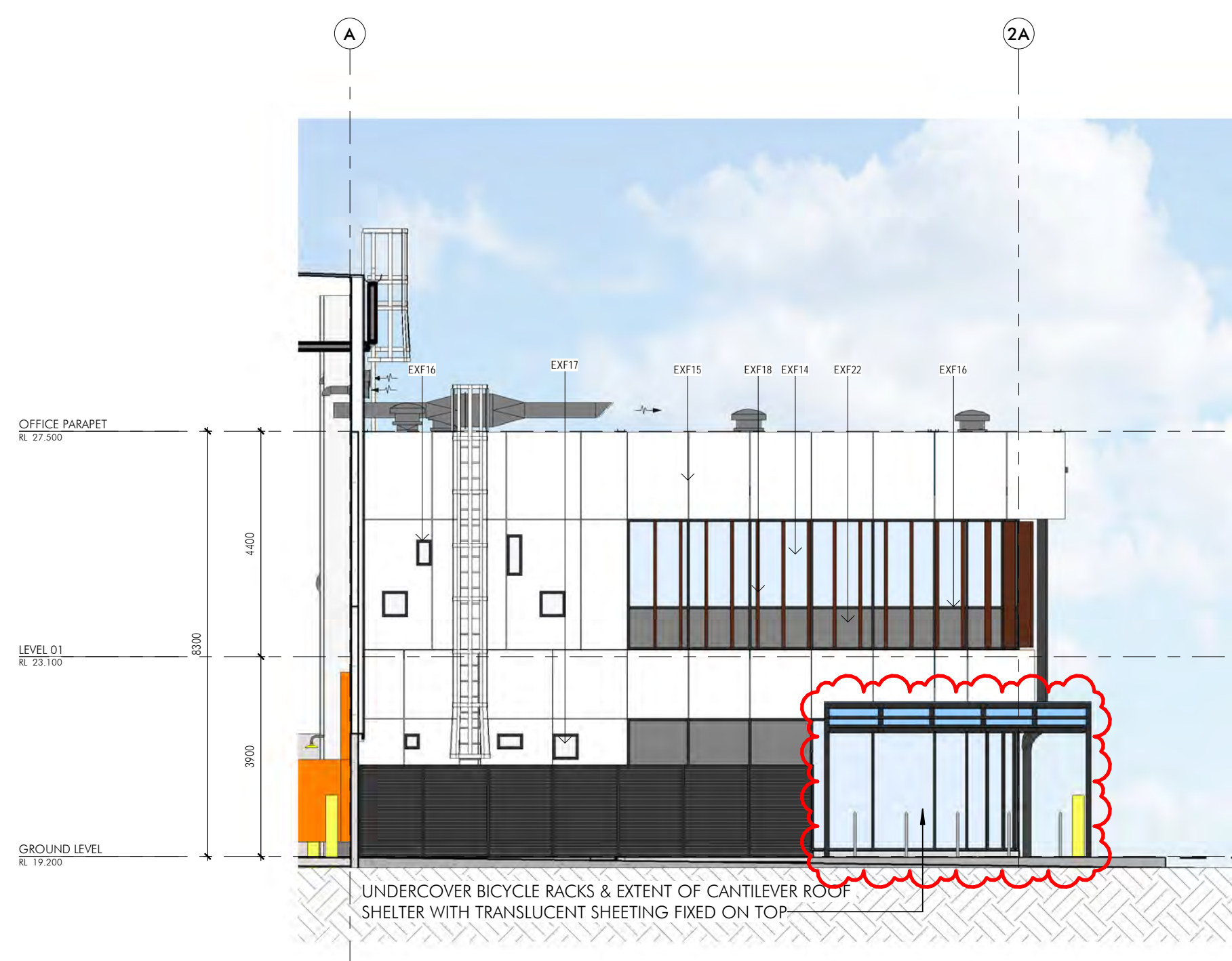
1 East 4a Office elevation - Coloured.  
1 : 100



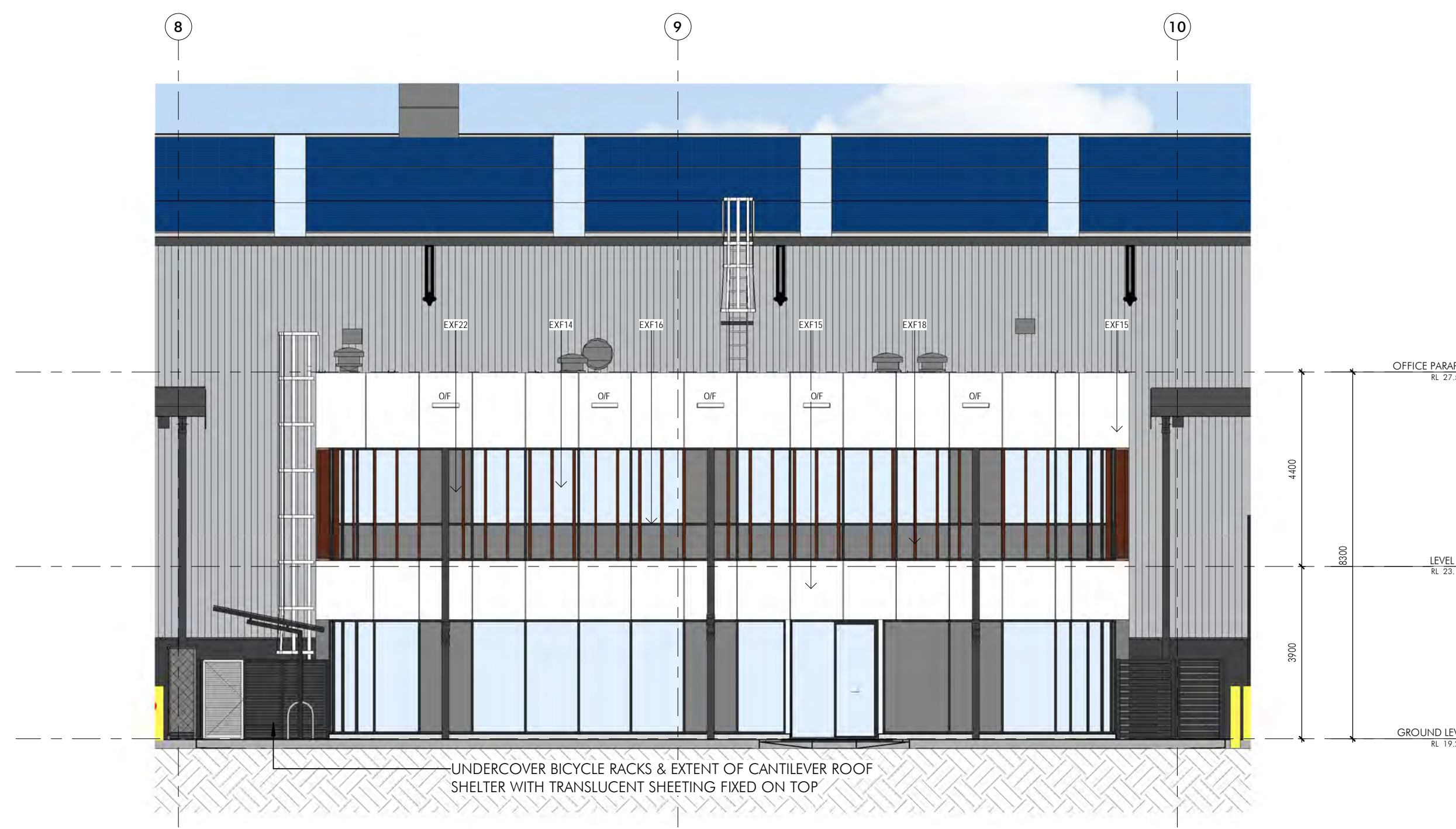
2 North 4a Office elevation - Coloured.  
1 : 100



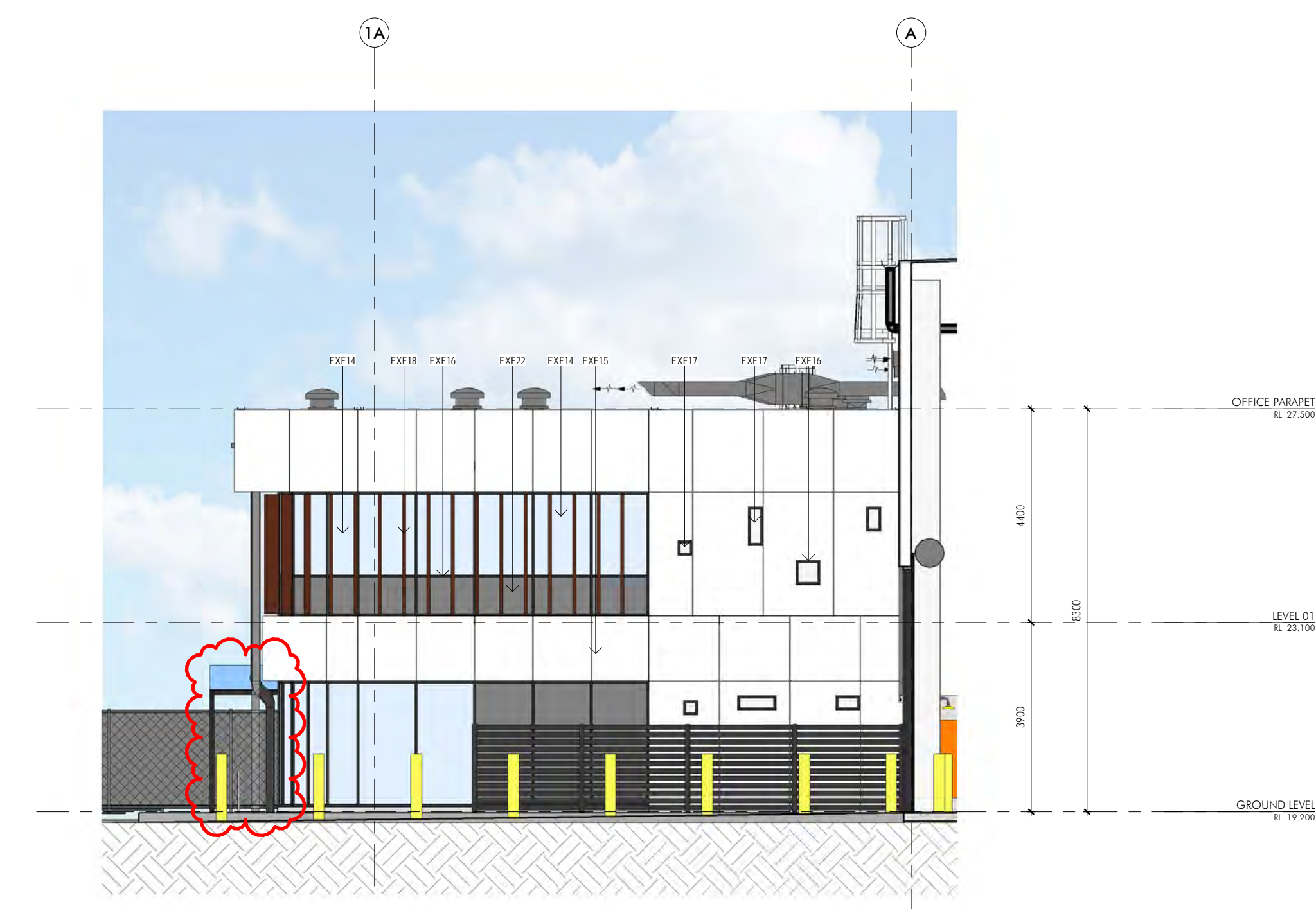
3 West 4a Office elevation - Coloured.  
1 : 100



4 East 4b Office elevation - Coloured.  
1 : 100



5 North 4b Office elevation - Coloured Copy 1  
1 : 100



6 West 4b Office elevation - Coloured Copy 1  
1 : 100

INDICATIVE EXTERNAL FINISHES LEGEND

EXF01 PROFILED METAL CLADDING 'SURFMIST'	EXF10 PRECAST CONCRETE PANEL PAINTED 'MONUMENT'	EXF21 PREFINISHED SCREEN, STEEL SLAT, COLORBOND 'MONUMENT'
EXF02 PROFILED METAL CLADDING 'WINDSPRAY'	EXF14 FRAMED GLAZING	EXF22 OFFICE WINDOW GLAZING SPANDREL GLAZING, 'WOODLAND GREY'
EXF03 POLYCARBONATE ROOF SHEETING	EXF15 ALUCOIL LARCORE A2- COLOR EQIV. TO 'WHITE HAVEN'	
EXF04 PROFILED METAL CLADDING 'WHITE HAVEN'	EXF16 GLAZING FRAME 'MONUMENT'	
EXF05 GUTTERS, DOWNPIPES, TOE MOULD, CAPPING, TRIMS & CORNER TRIMS PAINTED 'WINDSPRAY'	EXF17 FROSTED GLAZING	
EXF07 WAREHOUSE DOOR & RSD PAINTED 'MONUMENT'	EXF18 VERTICAL LOUVRE 'DECOWOOD BUSH CHERRY'	
EXF08 PROFILED METAL CLADDING 'MONUMENT'	EXF19 KLIP-LOK METAL ROOF SHEETING 'ZINCALUME'	
EXF09 PROFILED METAL CLADDING 'SHALE GREY'	EXF20 COLUMNS IN TRAFFICABLE AREAS, ARMCO ENDS, & ALL BOLLARDS	

Revised and/or substituted shall only if project dimensions before commencing on site work or off-site fabrication. Typical dimensions and tolerances are noted throughout. This drawing is copyright and cannot be reproduced in whole or in part or by any medium without the written permission of Hansen Yuncken Pty Ltd.

Issue	Description	Date
A	Issued for Information	06.01.20
B	Issued for Information	17.01.20
C	Issued for Information	10.02.20

NOTE:  
WINDOW SUPPLIER TO PROVIDE DESIGN CERTIFICATION FOR COMPLYING TO NCC SECTION 7 AND REPORT BY NCCRHP  
ALL EXTERNAL GLAZING  
GLAZING U-VALUE: 3.2  
GLAZING SHGC: 0.33

Client

Building Contractor  
**HANSENYUNCKEN**  
Address: 75-85 Oxley St, Newcastle NSW 2315

Structural: Hordrup  
Address: 11 / 245 George St, Sydney NSW 2000

Civil: Condo Rec Consulting  
Address: Level 8 Windmill Street, Wollahilly NSW 2000

Hydraulic: Sports & Parks  
Address: Level 1, 91 George Street, Parramatta NSW 2150

Mechanical: Greenstar Engineering Group  
Address: 78 Macquarie Road, Hornsby, NSW 2150

Electrical: C Level Design & Engineering  
Address: 2/802 Old Princes Hwy, Sutherland, NSW 2252

Fire: GFD  
Address: Level 15, 133 Castlereagh Street, Sydney, NSW 2000

Landscaping: Ground 180 Landscape Architects  
Address: Suite 201, 71 Archer Street, Chesham NSW 2857

SCA Centre: Melbourne Group  
Address: Level 6, 189 Kent Street, Sydney, NSW 2000

Project:  
Moorebank Logistics Park Warehouse 4

Project Address:  
Moorebank Logistics Park, 400 Moorebank Avenue, Moorebank NSW 2170 Australia

Title:  
Coloured Office Elevations - WH4

Drawn	Checked	Sheet Size	Scale
HS/DS	BN	B1	As indicated

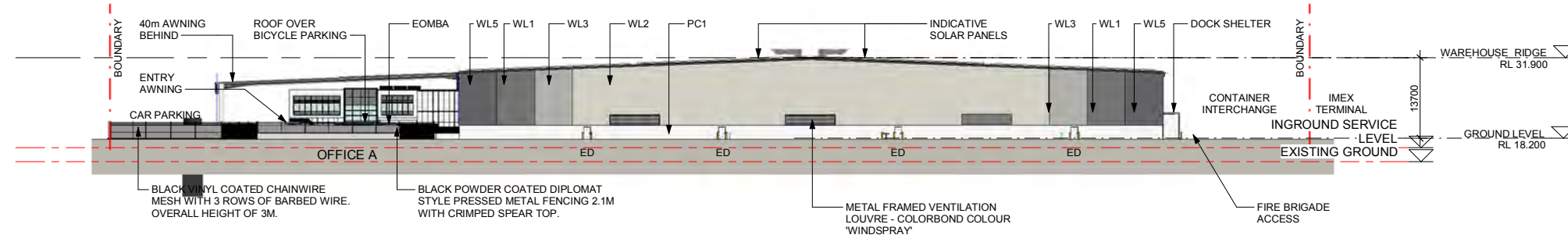
Number:  
W3W4-NTT-AR-DWG-0256

Revision:  
C

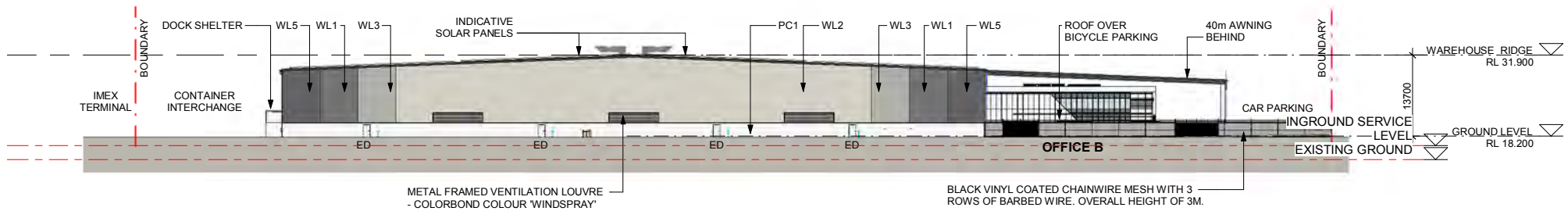
Architectural Consultant:  
nettletontribe partnership pty ltd ABN 58 161 683 122  
117 Willoughby Road, Crows Nest, NSW 2065  
+61 2 9431 6131  
info@nettletontribe.com.au www.nettletontribe.com.au

FOR APPROVAL





**1 NORTH ELEVATION**  
1 : 500



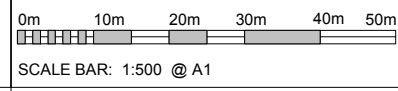
**2 SOUTH ELEVATION**  
1 : 500

<b>RF1</b> METAL PROFILED ROOF SHEETING ZINCALUME BCA CLASSIFICATION : MEDIUM	<b>RF2</b> TRANSLUCENT ROOF SHEETING	<b>P1</b> CONCRETE HOB, PAINTED DULUX COLOUR 'BLACK'
<b>AL1</b> POWDERCOATED ALUMINIUM GLAZING FRAME COLOUR 'BLACK' (C/B NIGHT SKY) MATT	<b>WL1</b> METAL PROFILED WALL SHEETING COLORBOND COLOUR 'WINDSPRAY' SRI: 46	<b>WL2</b> METAL PROFILED WALL SHEETING COLORBOND COLOUR 'SURFMIST' SRI: 82
<b>WL3</b> METAL PROFILED WALL SHEETING COLORBOND COLOUR 'SHALE GREY' SRI: 66	<b>WL5</b> METAL PROFILED WALL SHEETING COLORBOND COLOUR 'BASALT' SRI: 31	<b>WL6</b> POWDERCOATED SOLID ALUMINIUM SHEETING COLOUR 'ENIGMA BLACK' SRI: 66
<b>WL7</b> POWDERCOATED SOLID ALUMINIUM SHEETING COLOUR 'SNOW WHITE' SRI: 66	<b>WL8</b> METAL PROFILED WALL SHEETING COLORBOND COLOUR 'SHALE GREY' SRI: 66	<b>WL4</b> METAL PROFILED WALL SHEETING COLOUR 'NIGHT SKY' SRI: 46
<b>GL1</b> CLEAR GLAZING TO COMPLY WITH SECTION J REQUIREMENTS	<b>GL2</b> CLEAR GLAZING TO COMPLY WITH SECTION J REQUIREMENTS	<b>HORIZONTAL METAL SHEETING COLORBOND COLOUR 'WINDSPRAY' SRI: 46</b>
<b>PC1</b> OFF FORM PRE CAST WALL, PAINTED COLOUR 'VIVID WHITE'	<b>PC2</b> OFF FORM PRE CAST WALL, NATURAL FINISH	<b>PC3</b> OFF FORM PRE CAST WALL, NATURAL FINISH

**ABBREVIATION**

ED	- FIRE EXIT DOOR
RD	- PERFORATED ROLLER SHUTTER DOOR
EOMBA	- EMPLOYEE OUT DOOR MEAL BREAK AREA

- GENERAL NOTES:**
- THIS DRAWING IS TO BE READ IN CONJUNCTION WITH ALL CONSULTANTS' DOCUMENTATION
  - ALL WORKS SHALL COMPLY WITH THE REQUIREMENTS OF THE NCC (BCA), AUSTRALIAN STANDARDS, CURRENT CODES AND LOCAL AUTHORITIES REGULATIONS
  - PROVIDE ALL CONCRETE AND STRUCTURAL STEEL IN ACCORDANCE WITH STRUCTURAL ENGINEER'S DOCUMENTATION
  - PROVIDE ALL DRAINAGE IN ACCORDANCE WITH HYDRAULIC ENGINEER'S DOCUMENTATION
  - IT IS THE CONTRACTOR'S RESPONSIBILITY TO CO-ORDINATE CONNECTIONS, LOCATIONS AND DETAILS BETWEEN STRUCTURAL STEEL, PRECAST PANELS AND INSITU CONCRETE
  - ALL LEVELS AND EXTENTS ARE INDICATIVE & SHOULD BE READ IN CONJUNCTION WITH CIVIL ENG. DWGS FOR FINAL LEVELS.
  - ALL FFL LEVELS ±500mm.
  - ALL LEVELS AND EXTENTS ARE INDICATIVE & SHOULD BE READ IN CONJUNCTION WITH CIVIL ENG. DWGS FOR FINAL LEVELS OF ALL EARTH WORKS AND EXCAVATION.
  - ALL LANDSCAPING TO LANDSCAPE ARCHITECT'S DETAILS.
  - ALL SIGNAGE SUBJECT TO CONDITIONS OF CONSENT.



- NOTES**
- COLORBOND HOODS OVER ALL EXTERIOR DOORS
  - ALL EXTERNAL STEELWORK EXPOSED TO THE WEATHER TO BE HOT DIPPED GALVANISED UNLESS NOTED OTHERWISE.
  - ALL EXTERNAL FRAMED GLAZING TO COMPLY WITH AS-1288. THE BUILDER IS TO PROVIDE A THERMAL ASSESSMENT ON ALL GLAZING USING LIGHT COLOURED VENETIAN BLINDS IN ASSESSMENT. INCLUDE ALL ALLOWANCES TO MEET THERMAL ASSESSMENT FINDINGS.
  - ALL FLASHINGS & CAPPINGS TO BE COLORBOND WHERE VISIBLE, ZINCALUME ELSEWHERE.
  - CONFIRM ALL DIMENSIONS AND CONDITIONS ON SITE AND PROVIDE SHOP DRAWINGS FOR REVIEW PRIOR TO MANUFACTURING GLAZING. BUILDER AND ARCHITECT MUST BE CONTACTED IMMEDIATELY IF THERE ARE ANY DISCREPANCIES.
  - PERFORATED RSD'S TO MEET MECHANICAL ENGINEER'S REQUIREMENTS.

**Notes**

- This drawing and design is subject to Reid Campbell (NSW) Pty Ltd copyright and may not be reproduced without prior written consent.
- Contractor to verify all dimensions on site before commencing work.
- Report all discrepancies to project manager prior to construction.
- Figured dimensions to be taken in preference to scaled drawings.
- All work is to conform to relevant Australian Standards and other Codes as applicable, together with other Authorities' requirements and regulations.

Issue	Description	Date	By	QA
A	DRAFT UDLP ISSUE	01/11/19	SL	MR
B	UDLP ISSUE	20/12/19	KM	MR
C	ISSUE FOR COORDINATION	27/02/2020	KM	MR

**REID CAMPBELL**  
Architecture, Interiors, Project Management  
ACN 002 033 901 ABN 28 317 905 875  
Level 15, 124 Walker Street  
North Sydney NSW 2060 Australia  
Tel: 61 02 9954 5011 Email: sydney@reidcampbell.com  
Fax: 61 02 9954 4946 Web: www.reidcampbell.com

**UDLP ISSUE**

CLIENT  
**MOOREBANK LOGISTICS PARK** **QUBE**

PROJECT MANAGER  
**ARCHILE PROJECTS**

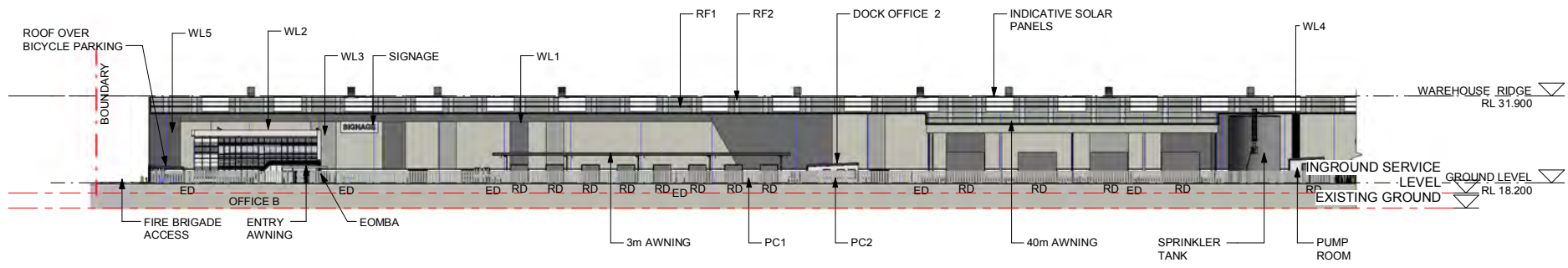
PROJECT  
**MOOREBANK LOGISTICS PARK - WAREHOUSE 5**  
400 MOOREBANK AVE, MOOREBANK NSW

NORTH POINT  
**N/A**

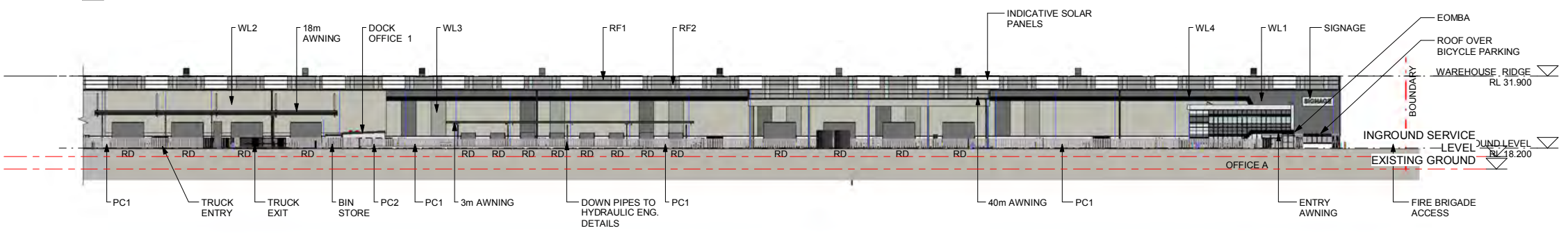
DRAWING NAME  
**ELEVATIONS 01**

REG. PROJECT NO. **118124** STATUS CODE

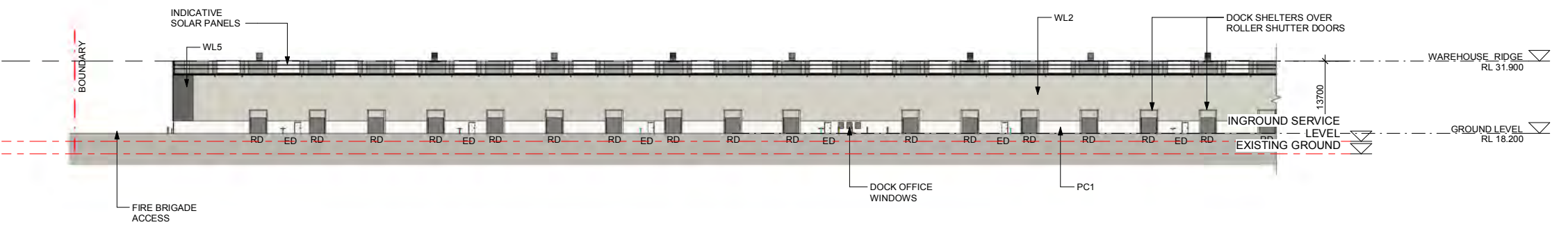
SHEET NUMBER **WHP5-RCG-AR-DWG-UDLP3** ISSUE **C**



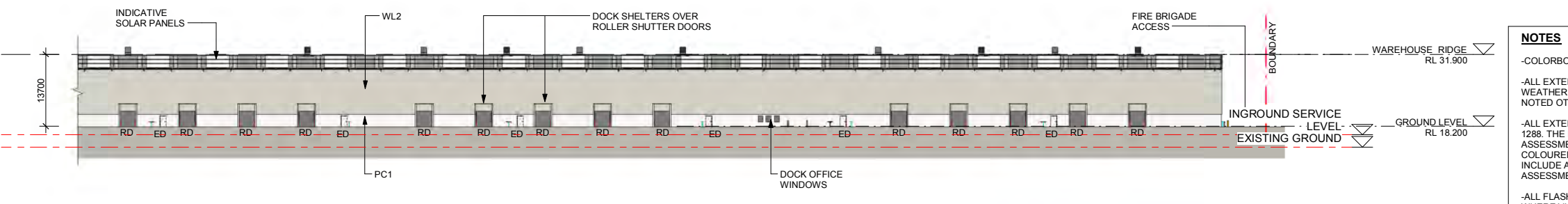
1 EAST ELEVATION - PART 1  
1 : 500



2 EAST ELEVATION - PART 2  
1 : 500



3 WEST ELEVATION - PART 1  
1 : 500



4 WEST ELEVATION - PART 2  
1 : 500

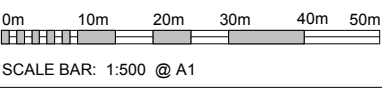
<b>RF1</b> METAL PROFILED ROOF SHEETING ZINCALUME BCA CLASSIFICATION : MEDIUM	<b>RF2</b> TRANSLUCENT ROOF SHEETING	<b>P1</b> CONCRETE HOB. PAINTED DULUX COLOUR 'BLACK'
<b>AL1</b> POWDERCOATED ALUMINIUM GLAZING FRAME COLOUR 'BLACK (C/B NIGHT SKY)' MATT	<b>WL1</b> METAL PROFILED WALL SHEETING COLORBOND COLOUR 'WINDSPRAY' SRI: 46	<b>WL2</b> METAL PROFILED WALL SHEETING COLORBOND COLOUR 'SURFMIST' SRI: 82
<b>WL3</b> METAL PROFILED WALL SHEETING COLORBOND COLOUR 'SHALE GREY' SRI: 66	<b>WL5</b> METAL PROFILED WALL SHEETING COLORBOND COLOUR 'BASALT' SRI: 31	<b>WL6</b> POWDERCOATED SOLID ALUMINIUM SHEETING COLORBOND COLOUR 'ENIGMA BLACK' SRI: 66
<b>WL7</b> POWDERCOATED SOLID ALUMINIUM SHEETING COLORBOND COLOUR 'SNOW WHITE'	<b>WL8</b> METAL PROFILED WALL SHEETING COLORBOND COLOUR 'SHALE GREY' SRI: 66	<b>WL4</b> METAL PROFILED WALL SHEETING COLORBOND COLOUR 'NIGHT SKY'
<b>GL1</b> CLEAR GLAZING TO COMPLY WITH SECTION J REQUIREMENTS	<b>GL2</b> CLEAR GLAZING TO COMPLY WITH SECTION J REQUIREMENTS	<b>GL3</b> HORIZONTAL METAL SHEETING COLORBOND COLOUR 'WINDSPRAY' SRI: 46
<b>PC1</b> OFF FORM PRE CAST WALL, PAINTED COLOUR 'VIVID WHITE'	<b>PC2</b> OFF FORM PRE CAST WALL, NATURAL FINISH	<b>PC3</b> OFF FORM PRE CAST WALL, NATURAL FINISH

**ABBREVIATION**

ED	- FIRE EXIT DOOR
RD	- PERFORATED ROLLER SHUTTER DOOR
EOMBA	- EMPLOYEE OUT DOOR MEAL BREAK AREA

- GENERAL NOTES:**
- THIS DRAWING IS TO BE READ IN CONJUNCTION WITH ALL CONSULTANTS' DOCUMENTATION
  - ALL WORKS SHALL COMPLY WITH THE REQUIREMENTS OF THE NCC (BCA), AUSTRALIAN STANDARDS, CURRENT CODES AND LOCAL AUTHORITIES REGULATIONS
  - PROVIDE ALL CONCRETE AND STRUCTURAL STEEL IN ACCORDANCE WITH STRUCTURAL ENGINEER'S DOCUMENTATION
  - PROVIDE ALL DRAINAGE IN ACCORDANCE WITH HYDRAULIC ENGINEER'S DOCUMENTATION
  - IT IS THE CONTRACTOR'S RESPONSIBILITY TO CO-ORDINATE CONNECTIONS, LOCATIONS AND DETAILS BETWEEN STRUCTURAL STEEL, PRECAST PANELS AND IN SITU CONCRETE
  - ALL LEVELS AND EXTENTS ARE INDICATIVE & SHOULD BE READ IN CONJUNCTION WITH CIVIL ENG. DWGS FOR FINAL LEVELS.
  - ALL FFL LEVELS ±500mm.
  - ALL LEVELS AND EXTENTS ARE INDICATIVE & SHOULD BE READ IN CONJUNCTION WITH CIVIL ENG. DWGS FOR FINAL LEVELS OF ALL EARTH WORKS AND EXCAVATION.
  - ALL LANDSCAPING TO LANDSCAPE ARCHITECT'S DETAILS.
  - ALL SIGNAGE SUBJECT TO CONDITIONS OF CONSENT.

- NOTES**
- COLORBOND HOODS OVER ALL EXTERIOR DOORS
  - ALL EXTERNAL STEELWORK EXPOSED TO THE WEATHER TO BE HOT DIPPED GALVANISED UNLESS NOTED OTHERWISE.
  - ALL EXTERNAL FRAMED GLAZING TO COMPLY WITH AS-1288. THE BUILDER IS TO PROVIDE A THERMAL ASSESSMENT ON ALL GLAZING USING LIGHT COLOURED VENETIAN BLINDS IN ASSESSMENT. INCLUDE ALL ALLOWANCES TO MEET THERMAL ASSESSMENT FINDINGS.
  - ALL FLASHINGS & CAPPINGS TO BE COLORBOND WHERE VISIBLE, ZINCALUME ELSEWHERE.
  - CONFIRM ALL DIMENSIONS AND CONDITIONS ON SITE AND PROVIDE SHOP DRAWINGS FOR REVIEW PRIOR TO MANUFACTURING GLAZING. BUILDER AND ARCHITECT MUST BE CONTACTED IMMEDIATELY IF THERE ARE ANY DISCREPANCIES.
  - PERFORATED RSD'S TO MEET MECHANICAL ENGINEER'S REQUIREMENTS.



**Notes**

- This drawing and design is subject to Reid Campbell (NSW) Pty Ltd copyright and may not be reproduced without prior written consent.
- Contractor to verify all dimensions on site before commencing work.
- Report all discrepancies to project manager prior to construction.
- Figured dimensions to be taken in preference to scaled drawings.
- All work is to conform to relevant Australian Standards and other Codes as applicable, together with other Authorities' requirements and regulations.

NSW Registered Architect Mark David Roach, 10332  
NSW Registered Architect James Webb, 10187

Issue	Description	Date	By	QA
A	DRAFT UDLP ISSUE	01/11/19	SL	MR
B	UDLP ISSUE	20/12/19	KM	MR
C	ISSUE FOR COORDINATION	27/02/2020	KM	MR

**REIDCAMPBELL**  
Architecture, Interiors, Project Management  
ACN 002 033 901 ABN 28 317 905 875  
Level 15, 124 Walker Street  
North Sydney NSW 2060 Australia  
Tel: 61 02 9954 5011 Email: sydney@reidcampbell.com  
Fax: 61 02 9954 4946 Web: www.reidcampbell.com

**UDLP ISSUE**

CLIENT  
**MOOREBANK LOGISTICS PARK**  
**QUBE**

PROJECT MANAGER  
**ARCHILE PROJECTS**

PROJECT  
**MOOREBANK LOGISTICS PARK - WAREHOUSE 5**  
400 MOOREBANK AVE, MOOREBANK NSW

Drawn: KM Checked: MR PRINT DATE: 27/02/2020 3:13:12 PM

NORTH POINT  
N/A

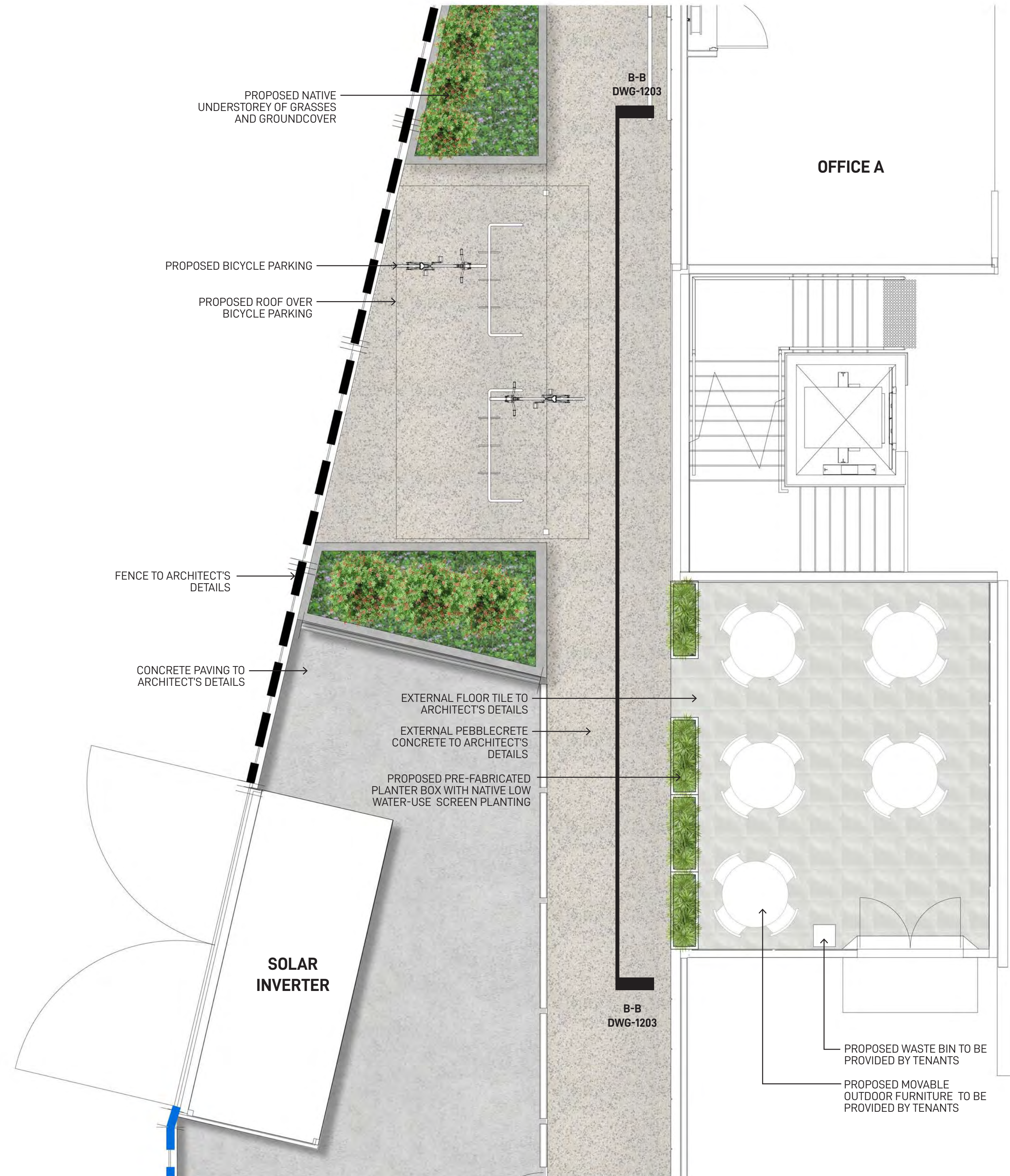
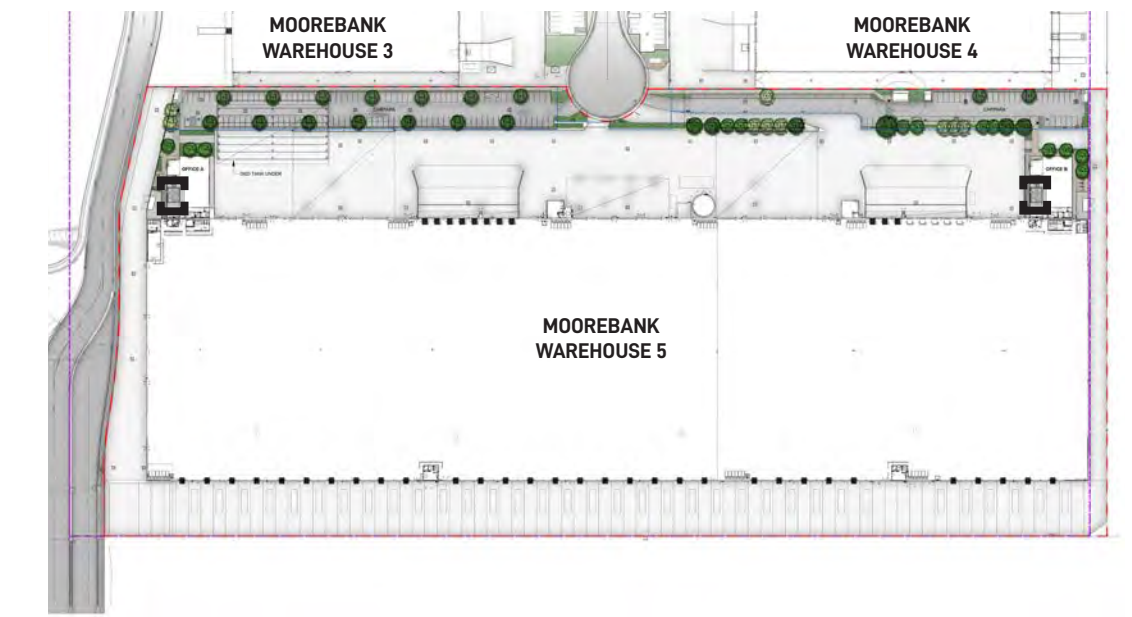
DRAWING NAME  
ELEVATIONS 02

REG. PROJECT NO. 118124 STATUS CODE

SHEET NUMBER  
WHP5-RCG-AR-DWG-UDLP4 ISSUE C



KEY PLAN



PRELIMINARY FOR COORDINATION

Landscape Architect  
**GROUND INK**  
 Suite 201, 75 Archer St, Chatswood NSW 2067 Ph. (02) 9411 3279  
 www.groundink.com.au ABN 55 163 025 456 ACN 163 025 456  
 © Ground Ink Pty Ltd This design and drawing is protected by copyright.

Client  
**QUBE**  
**MOOREBANK LOGISTICS PARK**

Architect  
**REIDCAMPBELL**  
 Level 15, 124 Walker Street  
 North Sydney NSW 2060, Australia  
 (02) 9954 5011  
 https://www.reidcampbell.com/

Project Manager  
**ARCHILE PROJECTS**  
 304/147 King St Sydney NSW 2000  
 Phone: +61 402 006 400  
 https://www.archile.com.au/

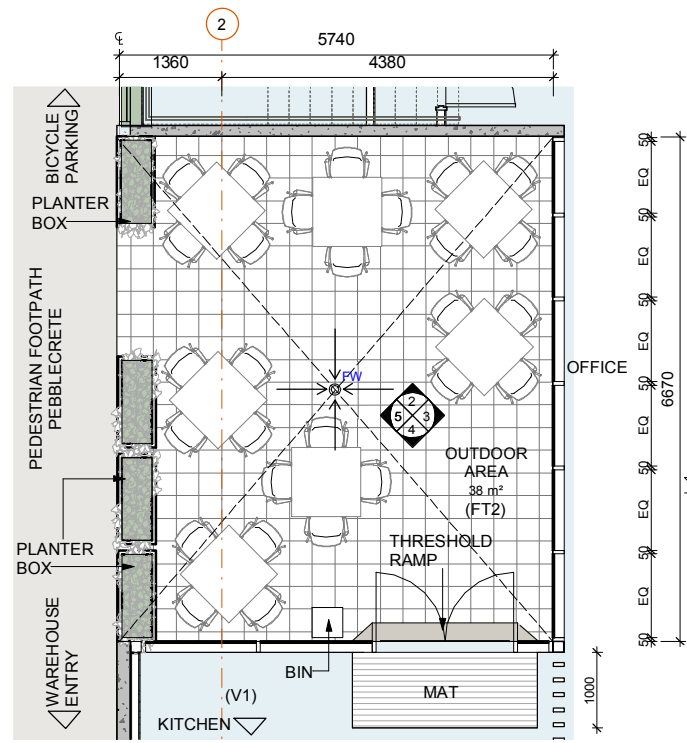
Note  
 Verify all dimensions on site before commencing work. Report all discrepancies to Landscape Architect prior to construction. Figured dimensions to be taken in preference to scaled drawings.  
 All work is to conform to relevant Australian standards and other codes as applicable.  
 Location of underground services to be proven on site and protected if necessary prior to construction. Dial before you dig.  
 Plant species and quantities shown are indicative only and are subject to change based on future project requirements.

Issue	Date	Description	Drawn	Checked
A	05.08.20	Preliminary for coordination	KF	RL

Drawing Title  
**WAREHOUSE 5 TYPICAL EOMBA PLAN**

Date	Job Number	Drawn	Checked	Drawing Number
05-08-20	20190511	KF	RL	WHP5-GNK-LN-DWG-1206
Project				North
Warehouses 5 UDLP				Rev
Moorebank Logistics Park, Moorebank NSW				A
Scale 1:50 @ A1				
0	2.5	5	7.5	1m
1	1	1	1	1





**1** OUTDOOR AREA - TYPICAL PLAN  
1 : 50



**2** OUTDOOR AREA ELEV. 1 : 50  
**3** OUTDOOR AREA ELEV. 1 : 50  
**4** OUTDOOR AREA ELEV. 1 : 50  
**5** OUTDOOR AREA ELEV. 1 : 50



**EOMBA AND BICYCLE PARKING - RENDER**



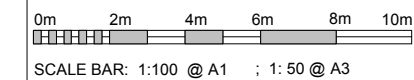
**EOMBA - RENDER**



**EOMBA - RENDER**

GL1	CLEAR GLAZING TO COMPLY WITH SECTION J REQUIREMENTS
LV1	AEROFOIL ALUMINIUM LOUVRES
V1	SELECT VINYL FLOORING
FT2	SELECT FLOOR TILES, SLIP RESISTANT
FW	FLOOR WASTE


- GENERAL NOTES:**
- THIS DRAWING IS TO BE READ IN CONJUNCTION WITH ALL CONSULTANTS' DOCUMENTATION
  - ALL WORKS SHALL COMPLY WITH THE REQUIREMENTS OF THE NCC (BCA), AUSTRALIAN STANDARDS, RELEVANT CODES AND LOCAL AUTHORITIES REGULATIONS
  - PROVIDE ALL CONCRETE AND STRUCTURAL STEEL IN ACCORDANCE WITH STRUCTURAL ENGINEER'S DOCUMENTATION
  - PROVIDE ALL DRAINAGE IN ACCORDANCE WITH HYDRAULIC ENGINEER'S DOCUMENTATION
  - IT IS THE CONTRACTOR'S RESPONSIBILITY TO CO-ORDINATE CONNECTIONS, LOCATIONS AND DETAILS BETWEEN STRUCTURAL STEEL, PRECAST PANELS AND INSITU CONCRETE
  - ALL LEVELS AND EXTENTS ARE INDICATIVE & SHOULD BE READ IN CONJUNCTION WITH CIVIL ENG. DWGS FOR FINAL LEVELS.
  - ALL FFL LEVELS ±500mm.
  - ALL LEVELS AND EXTENTS ARE INDICATIVE & SHOULD BE READ IN CONJUNCTION WITH CIVIL ENG. DWGS FOR FINAL LEVELS OF ALL EARTH WORKS AND EXCAVATION.
  - ALL LANDSCAPING TO LANDSCAPE ARCHITECT'S DETAILS.
  - INTERIOR LAYOUT SUBJECT TO FURTHER DETAIL DESIGN DEVELOPMENT
  - ALL SIGNAGE SUBJECT TO CONDITIONS OF CONSENT.



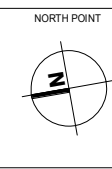
Issue	Description	Date	By	QA
A	UDLP ISSUE	25/11/19	KM	MR
B	UDLP ISSUE	20/12/19	KM	MR

**REID CAMPBELL**  
 Architecture, Interiors, Project Management  
 ACN 002 033 901 ABN 28 317 905 875  
 Level 15, 124 Walker Street  
 North Sydney NSW 2060 Australia  
 Tel: 61 02 9954 5011 Email: sydney@reidcampbell.com  
 Fax: 61 02 9954 4946 Web: www.reidcampbell.com

**UDLP ISSUE**

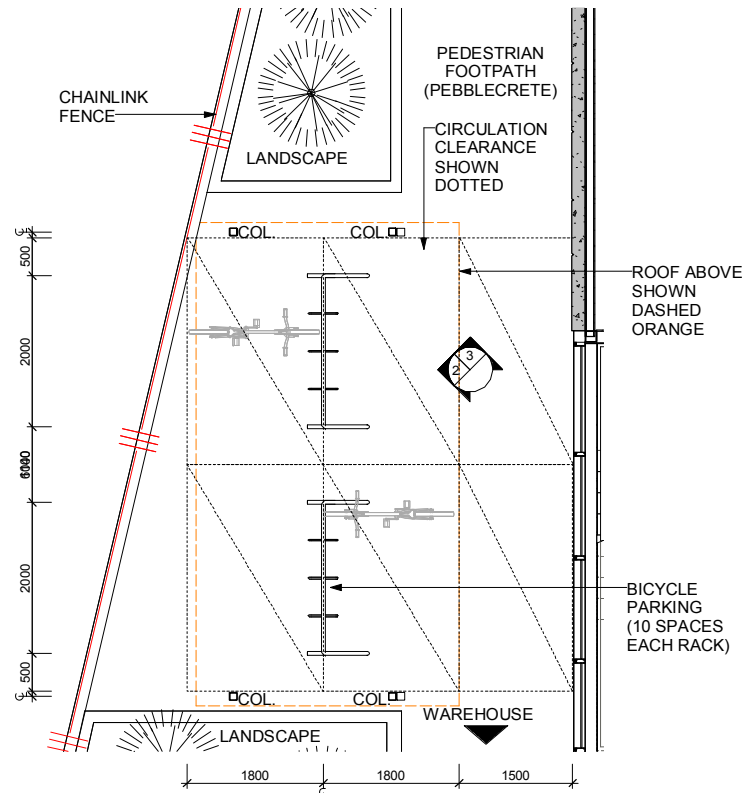


CLIENT  
 PROJECT MANAGER  
 PROJECT  
 MOOREBANK LOGISTICS PARK - WAREHOUSE 5  
 400 MOOREBANK AVE, MOOREBANK NSW

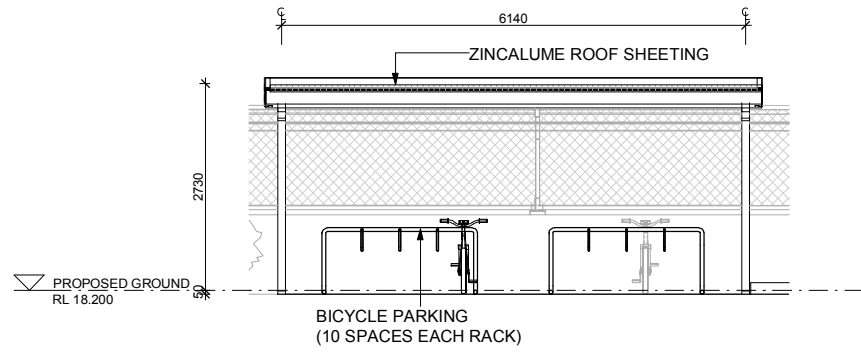


DRAWING NAME  
 OUTDOOR AREA - TYPICAL  
 RCG PROJECT NO. 118124 STATUS CODE  
 SHEET NUMBER WHP5-RCG-AR-DWG-UDLP7 ISSUE B

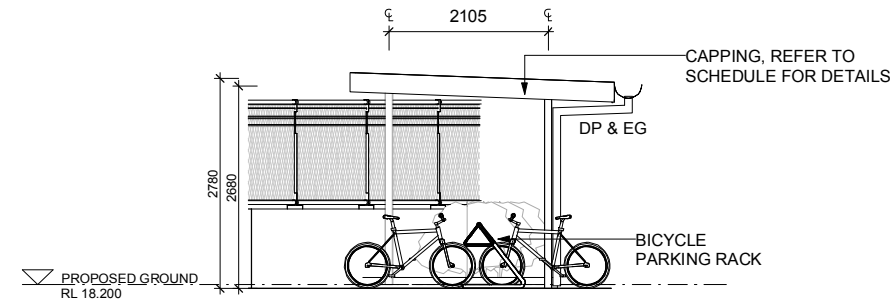




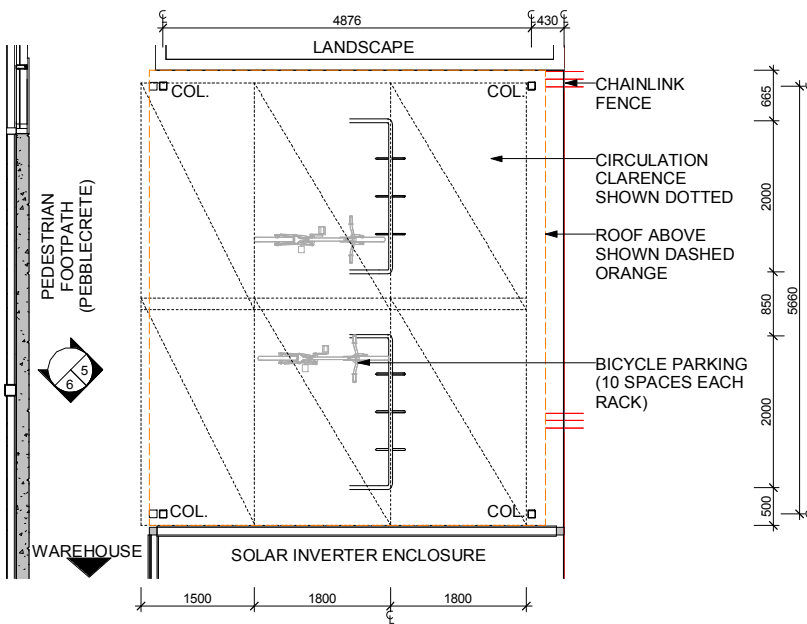
1 OFFICE A - BICYCLE PARKING PLAN  
1 : 50



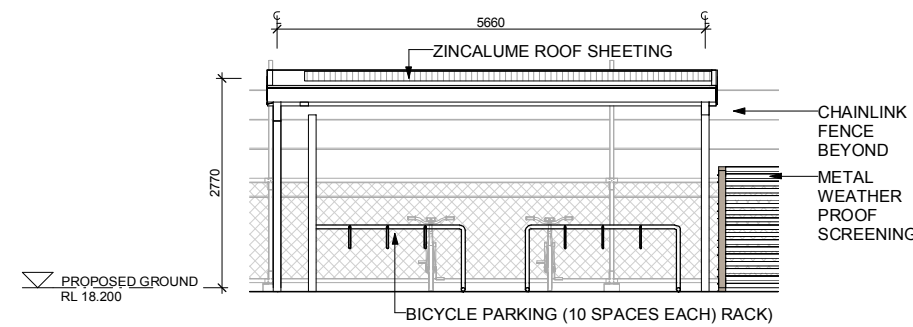
2 OFFICE A - BICYCLE PARKING ELEV  
1 : 50



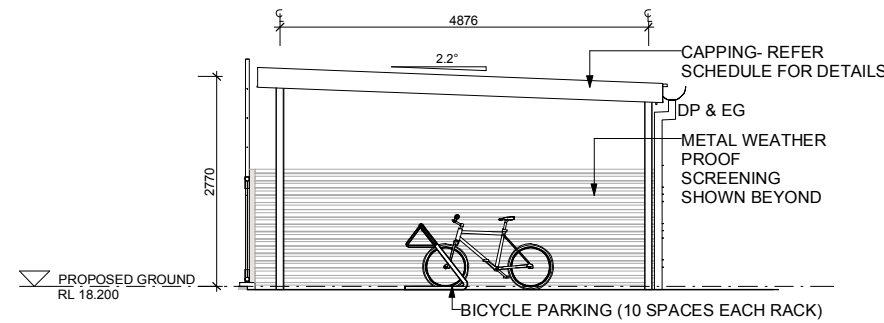
3 OFFICE A - BICYCLE PARKING ELEV  
1 : 50



4 OFFICE BE - BICYCLE PARKING PLAN  
1 : 50



5 OFFICE B - BICYCLE PARKING ELEV  
1 : 50



6 OFFICE B - BICYCLE PARKING ELEV  
1 : 50



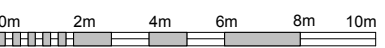
BICYCLE PARKING OFFICE A



BICYCLE PARKING OFFICE B

**GENERAL NOTES:**

- THIS DRAWING IS TO BE READ IN CONJUNCTION WITH ALL CONSULTANTS' DOCUMENTATION
- ALL WORKS SHALL COMPLY WITH THE REQUIREMENTS OF THE NCC (BCA), AUSTRALIAN STANDARDS, RELEVANT CODES AND LOCAL AUTHORITIES REGULATIONS
- PROVIDE ALL CONCRETE AND STRUCTURAL STEEL IN ACCORDANCE WITH STRUCTURAL ENGINEER'S DOCUMENTATION
- PROVIDE ALL DRAINAGE IN ACCORDANCE WITH HYDRAULIC ENGINEER'S DOCUMENTATION
- IT IS THE CONTRACTOR'S RESPONSIBILITY TO CO-ORDINATE CONNECTIONS, LOCATIONS AND DETAILS BETWEEN STRUCTURAL STEEL, PRECAST PANELS AND INSITU CONCRETE
- ALL LEVELS AND EXTENTS ARE INDICATIVE & SHOULD BE READ IN CONJUNCTION WITH CIVIL ENG. DWGS FOR FINAL LEVELS.
- ALL FFL LEVELS ±500mm.
- ALL LEVELS AND EXTENTS ARE INDICATIVE & SHOULD BE READ IN CONJUNCTION WITH CIVIL ENG. DWGS FOR FINAL LEVELS OF ALL EARTH WORKS AND EXCAVATION.
- ALL LANDSCAPING TO LANDSCAPE ARCHITECT'S DETAILS.
- INTERIOR LAYOUT SUBJECT TO FURTHER DETAIL DESIGN DEVELOPMENT
- ALL SIGNAGE SUBJECT TO CONDITIONS OF CONSENT.



SCALE BAR: 1:100 @ A1 ; 1:50 @ A3

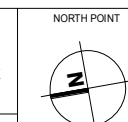
Issue	Description	Date	By	QA
A	UDLP ISSUE	25/11/19	KM	MR
B	UDLP ISSUE	20/12/19	KM	MR

**REIDCAMPBELL**  
Architecture, Interiors, Project Management  
ACN 002 033 901 ABN 28 317 905 875  
Level 15, 124 Walker Street  
North Sydney NSW 2060 Australia  
Tel: 61 02 9954 5011 Email: sydney@reidcampbell.com  
Fax: 61 02 9954 4946 Web: www.reidcampbell.com

**UDLP ISSUE**



CLIENT  
PROJECT  
MOOREBANK LOGISTICS PARK - WAREHOUSE 5  
400 MOOREBANK AVE, MOOREBANK NSW  
PROJECT MANAGER  
DRAWN CHECKED PRINT DATE  
KM MR 20/12/2019 4:50:40 PM



DRAWING NAME  
BICYCLE PARKING  
REG. PROJECT NO. 118124 STATUS CODE  
SHEET NUMBER WHP5-RCG-AR-DWG-UDLP8 ISSUE B