

Moorebank Avenue Realignment Works

Construction Environmental Management Plan

SSI - 10053

22 January 2025

NATIONAL INTERMODAL CORPORATION MOOREBANK AVENUE REALIGNMENT WORKS


SSI-10053

CONSTRUCTION ENVIRONMENTAL MANAGEMENT PLAN

Author

Checker

Approver



Report No

Date 22/01/2025

Revision Text F

AUTHOR DETAILS

Author Details	Qualification and Experience
[Redacted]	[Redacted]

REVISIONS

Revision	Date	Description	Prepared By	Approved By
A	8/12/2022	Draft for Client review	[Redacted]	
B	15/12/2022	Updated based on Client comments		
C	20/01/2023	Updated based on ER and LOGOS comments		
D	31/01/2023	Updated based on Client comments		
E	06/02/2023	Updated based on additional ER comments and submission to DPE following ER endorsement		

Revision	Date	Description	Prepared By	Approved By
F	22/01/2025	Updated to reflect revised construction footprint and EPBC variation approval		

CONTENTS

ACRONYMS AND DEFINITIONS	VI
1 INTRODUCTION	1
1.1 Overview	1
1.2 Purpose of the CEMP	3
1.3 Scope of the CEMP	3
1.4 Conditions of Approval	3
1.4.1 EPBC Approval (Commonwealth) EPBC 2020-8839	4
1.4.2 State Significant Infrastructure (NSW) Approval SSI-10053	6
1.5 CEMP Endorsement and Approval	9
1.5.1 Sub-plan Consolidation	11
1.5.2 Notification of Construction	11
1.6 Consultation	12
2 PROJECT DESCRIPTION	13
2.1 Project Overview	13
2.2 Construction Phases	19
2.3 Construction Activities	19
2.4 Ancillary Facilities	21
2.4.1 Minor Ancillary Facility	21
2.4.2 Construction Ancillary Facility	21
2.4.3 Site Establishment Management Plan	22
3 ENVIRONMENTAL MANAGEMENT FRAMEWORK	24
3.1 Environmental Management System	24
3.2 Environmental Management Documentation	24
3.2.1 Construction Environmental Management Plan	24
3.2.2 Environmental Management Sub-Plans and Monitoring Programs.....	25
3.2.3 Environmental Work Method Statements (EWMS)	26
3.2.4 Erosion and Sediment Control Plans	27
3.2.5 Sensitive Area Plans	27
3.2.6 Environmental System, Procedures, Forms and Other Documents	27
3.2.7 Document Control and Records	28
4 PLANNING	29
4.1 Environmental Aspects and Impacts	29
4.2 Environmental Risk Review	31
4.3 Relevant Legislation and Guidelines	31
4.3.1 Legislation	31
4.3.2 Approvals, Permits and Licences	31
4.3.3 Guidelines and Standards	32
4.4 Environmental Objectives and Targets	33
5 IMPLEMENTATION	34
5.1 Resources, Roles, Responsibilities and Authority	34

5.1.1	Environmental Representative	34
5.1.2	National Intermodal	35
5.1.3	Construction Contractor	36
5.1.4	Community Engagement Consultant.....	38
5.1.5	Subcontractor Management.....	39
5.2	Competence, Awareness and Training	39
5.2.1	Induction.....	40
5.2.2	Toolbox Talks.....	41
5.2.3	Pre-start Meetings.....	41
5.2.4	Role Specific Training	42
5.3	Working Hours	43
5.3.1	Highly Noise Intensive Work	43
5.3.2	Variation to Work Hours	43
5.4	Communication	44
5.4.1	Community Communication Strategy.....	44
5.4.2	Availability of Documentation	45
5.4.3	Complaints Management and Response	45
5.4.4	Community Consultative Committee	46
5.4.5	Project Coordination.....	46
6	INCIDENT MANAGEMENT AND EMERGENCY RESPONSE.....	47
6.1	Incident Management	47
6.1.1	Incident Classification	47
6.1.2	Reporting Environmental Incidents	49
6.1.3	Incident Investigation and Corrective Action	51
6.1.4	Recording Incidents	52
6.2	Emergency Response.....	56
6.2.1	Emergency Contacts.....	56
6.2.2	Pollution Incident Response Management Plan.....	57
7	MONITORING AND REVIEW.....	58
7.1	Monitoring and Inspections	58
7.1.1	Inspections	58
7.1.2	Monitoring	59
7.2	Non-Compliances and Corrective Actions.....	60
7.2.1	Non-compliances	60
7.2.2	Corrective Actions	62
7.3	Auditing.....	62
7.3.1	Internal Auditing	62
7.3.2	Independent Environmental Audit	62
7.4	Reporting	63
7.4.1	Commonwealth Compliance Reporting.....	64
7.5	Review and Continuous Improvement	65
7.5.1	Updates and amendments	65

APPENDICES

APPENDIX A ER ENDORSEMENT OF THE CEMP

APPENDIX B EMP PREPARATION CHECKLIST

APPENDIX C LEGAL AND OTHER REQUIREMENTS

C1: Legislation Register

C2: Commonwealth CoA

C3: NSW Infrastructure CoA

C4: REMMs

APPENDIX D RISK REGISTER

APPENDIX E SENSITIVE AREA PLANS

APPENDIX F ENVIRONMENTAL WORK METHOD STATEMENT

APPENDIX G CONSTRUCTION BIODIVERSITY MANAGEMENT PLAN

APPENDIX H CONSTRUCTION TRAFFIC AND TRANSPORT MANAGEMENT PLAN

APPENDIX I CONSTRUCTION NOISE AND VIBRATION MANAGEMENT PLAN AND NOISE MONITORING PROGRAM

APPENDIX J CONSTRUCTION HERITAGE MANAGEMENT PLAN

APPENDIX K CONSTRUCTION SOIL AND WATER MANAGEMENT PLAN

APPENDIX L CONSTRUCTION CONTAMINATION MANAGEMENT PLAN

APPENDIX M CONSTRUCTION BUSHFIRE MANAGEMENT PLAN

APPENDIX N CONSTRUCTION AIR QUALITY MANAGEMENT PLAN

APPENDIX O CONSTRUCTION WASTE AND RESOURCE MANAGEMENT PLAN

LIST OF TABLES

Table 1.1: Commonwealth CoA relevant to the CEMP	4
Table 1.2: Primary NSW CoA relevant to the CEMP.....	6
Table 1.3: Primary REMMs relevant to the development of this Plan	9
Table 1.4: CEMP and Sub-plan approval requirements	10
Table 1.5: Requirements for consultation with agencies and stakeholders.....	12
Table 2.1: Indicative construction sequence and duration.....	19
Table 2.2: Overview of construction activities by phase.....	19
Table 3.1: Environmental Management Plans.....	26
Table 4.1: Potential environmental impacts associated with construction.....	29
Table 4.2: Approvals, permits and licences required for the Project	31
Table 4.3: Project environmental targets.....	33
Table 5.1: National Intermodal roles and responsibilities	35
Table 5.2: Construction Contractor roles and responsibilities	36
Table 5.3: Construction work hours.....	43
Table 6.1: Environmental incident classification.....	47
Table 6.2: Authorities to notify for Material Harm pollution incidents that present an immediate threat to human health or property	50
Table 6.3: Authorities to notify for Material Harm pollution incidents that DO NOT present an immediate threat to human health or property	51
Table 6.4: Summary of requirements for incident notification and reporting.....	54
Table 6.5: Key Project contacts for incidents and emergencies	56

Table 6.6: Agency and Council emergency contacts 56
 Table 7.1: Summary of inspections 58
 Table 7.2: Summary of monitoring activities..... 59
 Table 7.3: Summary of reporting requirements 63

LIST OF FIGURES

Figure 1.1: Project regional and local context 2
 Figure 2.1: Project overview 14
 Figure 2.2: Project overview 15
 Figure 2.3: Project overview 16
 Figure 2.4: Project overview 17
 Figure 2.5: Project overview 18
 Figure 3.1: Overview of Project Environmental Management Principles 24
 Figure 3.2: Environmental management documentation 25
 Figure 5.1: Project organisation structure..... 34
 Figure 6.1: Overview of incident response 48
 Figure 6.2: Overview of incident investigation and reporting 53

ACRONYMS AND DEFINITIONS

Acronym	Definition
CAQMP	Construction Air Quality Management Plan
CBMP	Construction Biodiversity Management Sub-plan
CCC	Community Consultive Committee
CCMP	Construction Contamination Management Sub-plan
CCS	Community Communication Strategy
CEC	Community Engagement Consultant
CEMP	Construction Environmental Management Plan
CHMP	Construction Heritage Management Plan
CLM Act	<i>Contaminated Land Management Act 1997 (NSW)</i>
CNVMP	Construction Noise and Vibration Management Sub-plan
CoA	Conditions of Approval
Construction	Includes all work required to construct the Project as described in the EIS and RtS (NSW CoA A1) including commissioning trials of equipment and temporary use of any part of the Project but excluding Low Impact Work which is carried out or completed before approval of the CEMP.
CSWMP	Construction Soil and Water Management Sub-plan
CTTMP	Construction Traffic and Transport Management Sub-plan
CWRMP	Construction Waste and Resource Management Sub-plan
DAWE	Department of Agriculture, Water and Environment (now DCCEEW)
DCCEEW	Department of Climate Change, Energy, Environment and Water (formerly DAWE)
DECC	Department of Environment and Climate Change (now DPE)
DEC	Department of Environment and Conservation (now DPE)
DJLU	Defence Joint Logistics Unit
DPE	Department of Planning and Environment (formerly DPIE)
DPIE	Department of Planning, Industry and Environment (now DPE)
EHC Act	<i>Environmentally Hazardous Chemicals Act 1985 (NSW)</i>
EES	NSW Environment, Energy and Science (part of DPE)
EIS	Environmental Impact Statement
EMP	Environmental Management Plan
EMS	Environmental management system
EP&A Act	<i>Environmental Planning and Assessment Act 1979</i>
EPA	NSW Environment Protection Authority
EPBC Act	<i>Environmental Protection and Biodiversity Conservation Act 1999</i>
EPL	Environment Protection Licence
ER	Environmental Representative

Acronym	Definition
ERP	Emergency response plan
ESCP	Erosion and Sediment Control Plan
EWMS	Environmental Work Method Statement
HSE	Health Safety and Environment
Infrastructure Approval	SSI 10053 or NSW CoA
INP	Industry Noise Policy
LCC	Liverpool City Council
Low Impact Work	As defined in the Infrastructure Approval, and which Includes activities like survey work, investigative drilling, minor clearing, installation of mitigation measures etc. The low impact work described in this definition becomes construction when the Construction Environmental Management Plan is approved. This also applies to low impact work that has already commenced.
LV	Light vehicles
MARW	Moorebank Avenue Realignment Works
MLP	Moorebank Logistic Park, which includes MPE and MPW
MPE	Moorebank Precinct East
MPE Site	Comprises the MPE Stage 1 Project as approved by SSD 14-6766 for the development of the intermodal terminal facility (IMT) at Moorebank and MPE Stage 2 as approved under SSD 7628 (as modified) and MPE Concept Approval (MP 10_0193) for the construction and operation of warehousing and distribution facilities and upgrades to approximately 2.1 kilometres of Moorebank Avenue.
MPW	Moorebank Precinct West
MPW Site	Comprises the MPW Stage 2 Project which is the second stage of development under the MPW Concept Approval (SSD 5066) and SSD 7709. The Project involves the construction and operation of a multi-purpose intermodal terminal facility, Rail link connection, warehousing and upgraded intersection on Moorebank Avenue.
National Intermodal	National Intermodal Corporation
NGER Act	<i>National Greenhouse and Energy Reporting Act 2007 (Commonwealth)</i>
NML	Noise management level
OEH	NSW Office of Environment and Heritage (now NSW EES, a part DPE)
PIRMP	Pollution Incident Response Management Plan
Planning Secretary	Secretary to the DPE
POEO Act	<i>Protection of the Environment Operations Act, 1997</i>
Proponent	National Intermodal Corporation
REMM	Revised Environmental Management Measures
RMS	Roads and Maritime Services (now TfNSW)
RtS	Response to Submissions
SEMP	Site Establishment Management Plan
SSI	State significant infrastructure

Acronym	Definition
TfNSW	Transport for NSW
The Project	Moorebank Avenue Realignment Works

1 INTRODUCTION

1.1 Overview

National Intermodal Corporation (National Intermodal) plans to realign and upgrade a section of Moorebank Avenue at Moorebank, New South Wales.

Moorebank Avenue Realignment Works (MARW) (the Project) involves the realignment of an existing two kilometre section of Moorebank Avenue, from approximately 130 metres south of the existing Anzac Road/Moorebank Avenue intersection to immediately north of the East Hills Railway. Moorebank Avenue currently divides the Moorebank Logistic Park (MLP) into Moorebank Precinct East (MPE site) and Moorebank Precinct West (MPW site) (refer to Figure 1.1).

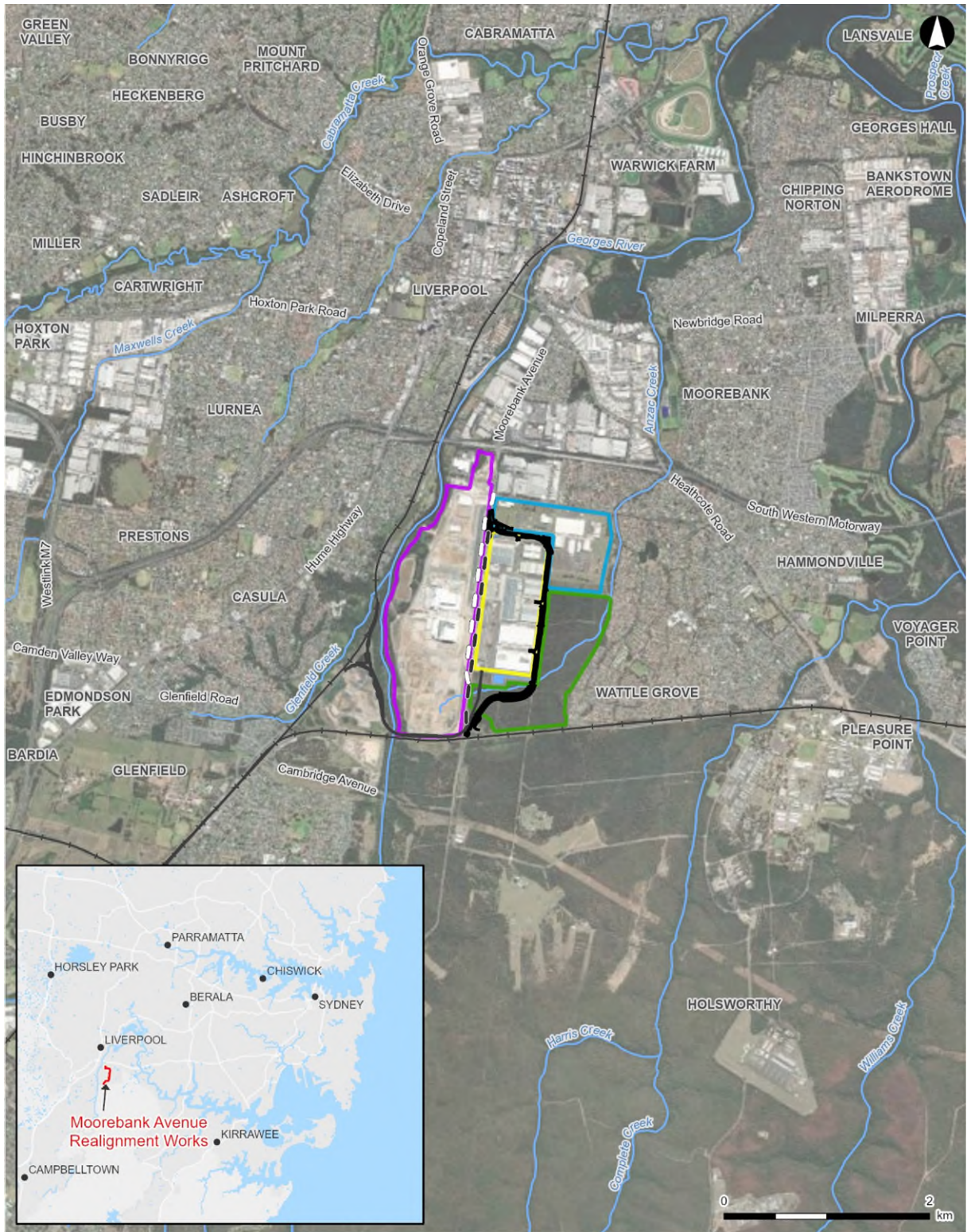
The Project is about three kilometres of additional road which ties in with the existing Moorebank Avenue at the northern and southern extremities. From its northernmost part, the realigned Moorebank Avenue follows the northern boundary of MPE, before continuing south along the MPE eastern boundary. This section of the realignment comprises four lanes (i.e. two lanes in each direction). At the south-western corner of MPE, the additional road section merges to become a dual lane road (i.e. one lane in each direction) before continuing in a south-west direction, crossing Anzac Creek, and re-joining the existing Moorebank Avenue alignment near the East Hills Railway. At completion and commissioning of the realigned road section, the public through traffic using Moorebank Avenue will be redirected onto the upgraded alignment. The existing road alignment will be decommissioned and modified to function as a restricted access to the MLP.

An Environmental Impact Statement (EIS) for the Project was prepared in March 2021 to describe and assess the Project and recommend management measures to address impacts. The EIS was exhibited by the then NSW Department of Planning, Industry and Environment (DPIE)¹ from 17 March 2021 to 13 April 2021 to give the community and stakeholders the opportunity to provide comment. A Response to Submissions (RtS) was submitted in May 2021 to address the identified issues.

Approval for the Project under Division 5.2 of the *Environmental Planning and Assessment Act 1979* (EP&A Act) as State Significant Infrastructure (SSI) was granted by the NSW Minister for Planning on 14 October 2021, (SSI-10053). The Project is also a controlled action under Section 130(1) and 133(1) of the *Environment Protection and Biodiversity Conservation Act 1999* (EPBC Act) and was approved by the Minister for the Environment on 7 December 2021 (EPBC 2020-8839). On 14 January 2025 a variation to EPBC 2020-8839 was approved by the Minister for the Environment and Water.

A detailed description of the Project is provided in Section 2.

¹ Now Department of Planning and Environment (DPE)



Legend

- Moorebank Avenue Realignment Works
 - MIP Rail link
 - Previous Moorebank Avenue
 - Moorebank Avenue diversion road
 - Watercourse
 - Railway
 - Moorebank Precinct West
 - Moorebank Precinct East
 - Boot Land boundary*
 - Defence Joint Logistics Unit
 - On-site detention
- *relates to the parcel of land known as the Boot Land, does not indicate biobanking boundaries



1:55,000 at A4
 Coordinate System: GDA2020 MGA Zone 56
 Date issued: December 6, 2024
 Imagery: Esri, HERE, Garmin, USGS, Maxar



Path: C:\Users\cb08137\ARCADIS\30144790 - Env Panel Minor Projects - 04 GIS\A_Current\B_Maps\CEMP\CEMP.aprx

Figure 1.1: Project regional and local context

1.2 Purpose of the CEMP

This Construction Environmental Management Plan (CEMP) and associated Sub-plans provide an overarching management system to enable the Construction Contractor to establish and maintain best practice controls to manage potential environmental impacts during the construction of the Project.

This CEMP has been prepared to be consistent with:

- NSW Minister's Infrastructure Approval dated 14 October 2021 (SSI-10053)
- Federal Minister for the Environment Approval dated 7 December 2021 (EPBC 2020-8839), as varied on 14 January 2024
- *Moorebank Avenue Realignment Environmental Impact Statement Volume 1 and Volume 2* prepared by EMM for Sydney Intermodal Terminal Alliance dated March 2021 (EIS)
- *Moorebank Avenue Realignment Response to Submissions* prepared for Sydney Intermodal Terminal Alliance dated May 2021 (RtS)
- *Environmental Management Plan Guideline for Infrastructure Projects* (Department of Planning, Industry and Environment, 2020) (the DPIE Guideline).

This CEMP includes general requirements for implementation, monitoring and auditing which will be applied by the Construction Contractor responsible for delivering the Project.

The CEMP will be available to all Construction Contractor personnel and sub-contractors via the Project document control management system and onsite as well as available for public inspection on the Project website (refer to Section 5.4.2). Confidential information, which may include the location of threatened species, Aboriginal objects or places and personnel contact details, will be removed from all documents before being made available to the public.

1.3 Scope of the CEMP

The Project will be constructed in the vicinity of the ongoing construction of the MPW Project and construction and operation of the MPE Project. The CEMP and Sub-plans are related to the construction phase of the Project only.

It is noted that, in some areas, there would be an overlap of the Project Infrastructure Approval (SSI-10053) with the MPE Project (Stages 1 and 2) Approvals (SSD 6766 and SSD 7628 respectively). The MPE Project CEMPs / OEMPs (Operational Environmental Management Plans) would continue to apply to this area of overlap, however works within the Project site would only be undertaken by National Intermodal (or the Construction Contractor) in accordance with the Infrastructure Approval. Other works would be subject to separate approvals (outside of this CEMP).

Low impact works as defined by the Infrastructure Approval SSI-10053, can be carried out prior to the CEMP being approved by the Planning Secretary. Once the CEMP and Sub-plans are approved or endorsed by the ER, low impact works are considered construction and are then governed by the CEMP and Sub-plans.

1.4 Conditions of Approval

This CEMP provides a consistent approach to address the requirements of both the State and Commonwealth approvals in a single document. Conditions have been defined as primary Conditions of Approval (CoA) and secondary CoA. Primary CoA are specifically related to the development of the CEMP and have been considered within Table 1.1 and Table 1.2.

All NSW CoA and Commonwealth CoA relating to the Project have also been included in Appendix C, and includes links to the relevant Section in the CEMP or a link to the relevant Sub-plan. Each Sub-plan provides more details on how compliance with the NSW CoA and Commonwealth CoA has been achieved (refer to Section 3 and Appendix C of each Sub-plan).

NOTE: Appendix C provides an overview of compliance at the pre-construction phase of the Project. A separate compliance tracker has been prepared and will be the main document used to continually monitor compliance with both the NSW CoA and Commonwealth CoA.

The tracker is a live document and will be regularly reviewed and updated by the Construction Contractor throughout construction.

1.4.1 EPBC Approval (Commonwealth) EPBC 2020-8839

The requirements of the Commonwealth CoA and where they are addressed in this CEMP is detailed in Table 1.1.

Table 1.1: Commonwealth CoA relevant to the CEMP

No.	Requirements	Document reference
Primary Conditions		
1	The approval holder must undertake the action as described in and in accordance with the NSW Approval.	Section 1.2
9	The approval holder must comply with conditions C1 – C11 of the NSW Approval as they relate to the preparation and implementation of a CEMP, to avoid, mitigate, and manage impacts on protected matters during construction.	Table 1.2 Appendix D
10	The CEMP must include measures in accordance with Table A.1 of the Response to Submissions to manage environmental impacts during construction, including to protected matters.	Section 1.4.2.1 Table 1.3 Appendix C Sub-plans (as per Table 3.1)
11	The approval holder must notify the department in writing of the date of commencement of the action within 30 business days after the date of commencement of the action.	Section 1.5.2
12	The approval holder must maintain accurate and complete compliance records	Section 3.2.7
13	If the department makes a request in writing, the approval holder must provide electronic copies of compliance records to the department within the timeframe specified in the request. <i>Note: Compliance records may be subject to audit by the department or an independent auditor in accordance with section 458 of the EPBC Act, and or used to verify compliance with the conditions. Summaries of the result of an audit may be published on the department's website or through the general media</i>	Section 3.2.7
14	Plans required under NSW Approval in accordance with this approval must be submitted electronically for the information of and/or consultation with the department.	Section 1.5.2
15	Each plan must be published on the website within 20 business days of the date the plan is approved by the NSW Planning Secretary, and until the end date of this approval	Section 1.5

No.	Requirements	Document reference
16	<p>The approval holder must prepare a compliance report for each 12-month period for the life of the approval, following the date of commencement of the action, or otherwise in accordance with an annual date that has been agreed to in writing by the Minister. The approval holder must:</p> <p><i>Note: Compliance reports may be published on the department's website.</i></p>	Section 7.4.1
(a)	publish each compliance report on the website within 60 business days following the relevant 12-month period	Section 7.4.1
(b)	notify the department by email that a compliance report has been published on the website and provide the weblink for the compliance report within 5 business days of the date of publication	Section 7.4.1
(c)	keep all compliance reports publicly available on the website until this approval expires	Section 7.4.1
(d)	exclude or redact sensitive ecological data from compliance reports published on the website	Section 7.4.1
(e)	where any sensitive ecological data has been excluded from the version published, submit the full compliance report to the department within 5 business days of publication.	Section 7.4.1
17	<p>The approval holder must notify the department in writing of any: incident; non-compliance with the conditions; or non-compliance with the commitments made in plans. The notification must be given as soon as practicable, and no later than 2 business days after becoming aware of the incident or non-compliance. The notification must specify:</p>	Section 6.1.2.1 Section 7.2.1.2
(a)	any condition which is or may be in breach	Section 6.1.2.1 Section 7.2.1.2
(b)	a short description of the incident and/or non-compliance	Section 6.1.2.1 Section 7.2.1.2
(c)	the location (including co-ordinates), date, and time of the incident and/or non-compliance. In the event the exact information cannot be provided, provide the best information available.	Section 6.1.2.1 Section 7.2.1.2
18	<p>The approval holder must provide to the department the details of any incident or non-compliance with the conditions or commitments made in plans as soon as practicable and no later than 10 business days after becoming aware of the incident or non-compliance, specifying:</p>	Section 6.1.2.1 Section 7.2.1.2
(a)	any corrective action or investigation which the approval holder has already taken or intends to take in the immediate future	Section 7.2.2
(b)	the potential impacts of the incident or non-compliance	Section 6.1.2.1 Section 7.2.1.2
(c)	the method and timing of any remedial action that will be undertaken by the approval holder.	Section 7.2.2
19	The approval holder must ensure that independent audits of compliance with the conditions are conducted as requested in writing by the Minister	Section 7.3.2.2
20	For each independent audit, the approval holder must:	Section 7.3.2.2

No.	Requirements	Document reference
(a)	provide the name and qualifications of the independent auditor and the draft audit criteria to the department	Section 7.3.2.2
(b)	only commence the independent audit once the audit criteria have been approved in writing by the department	Section 7.3.2.2
(c)	submit an audit report to the department within the timeframe specified in the approved audit criteria.	Section 7.3.2.2
21	The approval holder must publish the audit report on the website within 10 business days of receiving the department's approval of the audit report and keep the audit report published on the website until the end date of this approval	Section 7.3.2.2
22	Within 30 days after the completion of the action, the approval holder must notify the department in writing and provide completion data.	Section 7.3.2.2

1.4.2 State Significant Infrastructure (NSW) Approval SSI-10053

The requirements of the NSW conditions relevant to the development of this CEMP are detailed in Table 1.2. A cross reference is also included to indicate where the CoA is addressed in this CEMP or other Project management documents.

Table 1.2: Primary NSW CoA relevant to the CEMP

No.	Requirements	Document reference
C1	Construction Environmental Management Plan(s) (CEMPs) must be prepared having regard to the <i>Environmental Management Plan Guideline for Infrastructure Projects</i> (Department of Planning, Industry and Environment, 2020). The CEMP must detail how the performance outcomes, commitments and mitigation measures specified in the documents listed in Condition A1 will be implemented and achieved during construction.	This Plan Section 1.2 Section 4.3.3 Sections 5 and 6 of each Sub-plan
C2	With the exception of the CEMP(s) expressly nominated by the Planning Secretary to be endorsed by the ER, all CEMPs must be submitted to the Planning Secretary for approval. <i>Note: The Planning Secretary will consider the assessment of the predicted level of environmental risk and potential level of community concern required under Condition A14(e) or A19 when deciding whether any CEMPs may be endorsed by the ER.</i>	Section 1.5 Table 1.4
C3	A CEMP must provide:	
(a)	A description of activities to be undertaken during construction (including the scheduling of construction)	Section 2.3 Table 2.1 Table 2.2
(b)	Details of environmental policies, guidelines and principles to be followed in the construction of the SSI	Section 4.3.3
(c)	A program for ongoing analysis of the key environmental risks arising from the activities described in subsection (a) of this condition, including an initial risk assessment undertaken before the commencement of construction of the SSI	Section 4.2 Appendix D
(d)	Details of how the activities described in subsection (a) of this condition will be carried out to:	Section 7.1 (monitoring and inspections)

No.	Requirements	Document reference
	(i) Meet the performance outcomes stated in the documents listed in Condition A1 , and (ii) Manage the risks identified in the risk analysis undertaken in subsection (c) of this condition	Section 7.2 (non-compliances) Section 7.3 (auditing) Section 7.5 (review) Section 4.2 Section 7 Refer to “Mitigation Measures” in each Sub-plan
(e)	An inspection program detailing the activities to be inspected and frequency of inspections	Section 7.1.1 See “Compliance Management” section in each Sub-plan and specific monitoring programs for noise, water, heritage
(f)	A protocol for managing and reporting any: (i) Incidents, and	Section 6 Section 6.1.2 (notification) Section 6.1.2 (investigation)
	(ii) Non-compliances with this approval or statutory requirements	Section 7.2
(g)	Procedures for rectifying any non-compliance with this approval identified during compliance auditing, incident management or at any time during construction	Section 7.2.2
(h)	A list of all the CEMP sub-plans to be prepared in respect of construction, as set out in documents listed in Condition A1 . Where staged construction of the SSI is proposed, the CEMP must also identify which CEMP sub-plan applies to each of the proposed stages of construction	Section 3.2.2 Table 3.1 Section 2.2 – the Project will not be staged
(i)	An organisational chart including description of the roles and environmental responsibilities for relevant employees and any independent appointments	Section 5.1 Figure 5.1
(j)	For training and induction for employees, including contractors and sub-contractors, in relation to environmental and compliance obligations under the terms of this approval	Section 5.2
(k)	For periodic review and update of the CEMP and all associated plans and programs	Section 7.5
C4	Any CEMP not requiring the Planning Secretary’s approval must be submitted to the ER for endorsement no later than one month before the commencement of construction or where construction is staged, no later than one month before the commencement of that stage. That CEMP must obtain the endorsement of the ER as being consistent with the conditions of this approval and all undertakings made in the documents listed in Condition A1 .	Section 1.5 Table 1.4 Section 2.2 – the Project will not be staged
C5	Any CEMP to be approved by the Planning Secretary must be endorsed by the ER and then submitted to the Planning Secretary for approval no later than one month before the commencement of construction, or where construction is staged, no later than one month before the commencement of that stage.	Section 1.5 Table 1.4 Section 2.2 – the Project will not be staged

No.	Requirements	Document reference
C6	<p>CEMP Sub-plans as identified in documents listed in Condition A1 must be prepared in consultation with relevant government agencies and stakeholders. Relevant government agencies and stakeholders must be nominated in the risk assessment matrix submitted to the Planning Secretary require in accordance with Condition A14 or A19. Details of all information requested by an agency during consultation must be provided to the Planning Secretary as part of any submission of the relevant CEMP Sub-plan, including copies of all correspondence from those agencies as required by Condition A5.</p>	<p>Section 1.6 and Table 1.5 of the CEMP and Appendix A in each Sub-plan (consultation)</p> <p>Section 1.5 and Appendix D (risk assessment)</p> <p>Section 2.2 – the Project will not be staged</p>
C7	<p>The CEMP Sub-plans must state how:</p> <p>(a) the environmental performance outcomes identified in the documents listed in Condition A1 will be achieved;</p> <p>(b) the mitigation measures identified in the documents listed in Condition A1 will be implemented;</p> <p>(c) the relevant terms of this approval will be complied with; and</p> <p>(d) issues requiring management during construction (including cumulative impacts), as identified through ongoing environmental risk analysis, will be managed through SMART principles.</p>	<p>Sections, 5, 6 and 7 of each Sub-plan</p> <p>Refer to “Mitigation Measures” in each Sub-plan</p> <p>Section 3 of each Sub-plan</p> <p>Section 4.2 and Appendix D (risk assessment)</p>
C8	<p>With the exception of any CEMP Sub-plans expressly nominated by the Planning Secretary to be endorsed by the ER, all CEMP sub-plans must be submitted to the Planning Secretary for approval.</p> <p><i>Note: The Planning Secretary will consider the assessment of the predicted level of environmental risk and potential level of community concern required under Condition A14(e) when deciding whether any CEMP Sub-plans may be endorsed by the ER.</i></p>	<p>Section 1.5 and Table 1.4 of the CEMP</p> <p>Section 1.5 of each Sub-plan</p>
C9	<p>The CEMP Sub-plans not requiring the Planning Secretary’s approval must obtain the endorsement of the ER as being in accordance with the conditions of approval and all relevant undertakings made in the documents listed in Condition A1. Any of these CEMP Sub-plans must be submitted to the ER with, or subsequent to, the submission of the CEMP but in any event, no later than one (1) month before construction or where construction is staged no later than one (1) month before the commencement of that stage.</p>	<p>Section 1.5 and Table 1.4 of the CEMP</p> <p>Section 1.5 of each Sub-plan</p>
C10	<p>Any of the CEMP Sub-plans to be approved by the Planning Secretary must be submitted to the Planning Secretary with, or subsequent to, the submission of the CEMP but in any event, no later than one (1) month before construction or where construction is staged no later than one (1) month before the commencement of that stage.</p>	<p>Section 1.5 and Table 1.4 of the CEMP</p> <p>Section 1.5 of each Sub-plan</p>
C11	<p>Construction must not commence until the CEMP and all CEMP sub-plans have been approved by the Planning Secretary or endorsed by the ER (whichever is applicable), unless otherwise agreed by the Planning Secretary. The CEMP and CEMP sub-plans, as approved by the Planning Secretary or endorsed by the ER (whichever is applicable), including any minor amendments approved by the ER, must be implemented for the duration of construction.</p>	<p>Section 1.5 and Table 1.4 of the CEMP</p> <p>Section 1.5 of each Sub-plan</p>

1.4.2.1 Revised Environmental Management Measures

The primary Revised Environmental Management Measures (REMM) presented in the RtS which are relevant to the development of this CEMP are detailed in Table 1.3. A cross reference is also included to indicate where the REMM is addressed in the CEMP or other Project management documents.

All REMMs relating to the Project have been included in Appendix C4. The table includes links to the relevant Section in the CEMP or a link to the relevant Sub-plan. Each Sub-plan provides more details on how compliance with the REMMs has been achieved (refer to Section 3 and Appendix C of each Sub-plan).

Table 1.3: Primary REMMs relevant to the development of this Plan

No.	Requirements	Timing	Document reference
ABH02	The CEMP, or equivalent, should reinforce how the cultural landscape is considered throughout the Project and detail the rehabilitation of the Project area. In discussion with the Aboriginal community, rehabilitation of areas where infrastructure is not remaining after the Project should be undertaken to determine suitable ecological communities and other factors in returning the cultural landscape as close to its current state as feasible.	Pre-construction Detailed design	Appendix J CHMP Section 1.6.2
AIR02	Prior to commencement of construction activities, the Project will develop appropriate communications to notify the potentially impacted residences of the Project (duration, types of works, etc), relevant contact details for environmental complaints reporting.	Pre-construction	Section 5.4 Community Consultation Strategy
AIR06	Regular site inspections will be undertaken with results recorded within a logbook.	Construction	Section 7.1.1 Section 3.2.7 Section 7.3 of each Sub-plan
SOC01	Implementation of a monitoring and management framework to ensure that the identified positive and negative impacts are monitored over time to measure the effectiveness or otherwise of the proposed management measures	Pre-construction	Section 7.1.2 Section 3.2.7 Section 7.3 of each Sub-plan
SOC05	Conduct ongoing consultation with stakeholders and the community during Project construction and implement a complaint handling procedure.	Construction	Section 1.6 Section 5.4 Community Consultation Strategy
CUM01	SIMTA will liaise with the relevant project manager of major projects in the vicinity of the Project to coordinate disruptive activities (e.g., tie in works on the existing Moorebank Avenue) to minimise cumulative impacts.	Construction	Section 5.4.5

1.5 CEMP Endorsement and Approval

Under NSW CoA C2, the Planning Secretary will consider the assessment of the predicted level of environmental risk and potential level of community concern required under NSW CoA A14(e) or A19 when deciding whether any CEMPs may be endorsed by the ER. Any management plan identified as requiring approval by the Planning Secretary, must be endorsed by the ER before to submission to the Planning Secretary.

A risk assessment for the Project was undertaken to inform environmental management and was developed from the findings of the EIS, RtS, the DPE Assessment Report and *AS ISO 31000:2018 Risk management – Guidelines*. The risk assessment was endorsed by the ER, and submitted to the Planning Secretary for review. DPE approved the risk assessment on 22 November 2022.

Table 1.4 details the CEMP and Sub-plans identified in the NSW CoA and REMMs and also includes approval requirements identified by the risk assessment.

Table 1.4: CEMP and Sub-plan approval requirements

Document	CoA/REMM	DPE Approval / ER endorsement
Construction Environmental Management Plan (CEMP)	NSW CoA C1 Commonwealth CoA 9 and CoA 10	ER Endorsement DPE Approval
Biodiversity Management Plan	REMM BIO01	ER Endorsement
Traffic and Transport Management Plan	REMM TRA01	ER Endorsement
Noise and Vibration Management Plan	REMM NVI01	ER Endorsement DPE Approval
Construction Noise and Vibration Monitoring Program (Noise Monitoring Program)	NSW CoA C14	ER Endorsement DPE Approval
Out of Hours Works Protocol	NSW CoA E21	ER Endorsement DPE Approval
Contamination Management Plan	CON01	ER Endorsement
Unexpected Contamination Finds procedure	NSW CoA E43	ER Endorsement
Bushfire Management Plan	REMM BUS01	ER Endorsement
Historic Heritage Management Plan	REMM HIH01	ER Endorsement
Aboriginal Heritage Management Plan	REMM ABH01	ER Endorsement
Unexpected Finds and Human Remains Protocol	NSW CoA E14 REMM HIH02	ER Endorsement
Soil and Water Management Plan	REMM WAR02	ER Endorsement
Surface Water Monitoring Program	REMM WAR03	ER Endorsement
Erosion and Sediment Control Plan	REMM WAR04 REMM BIO26	ER Endorsement
Dewatering and Discharge Procedure	REMM WAR06	ER Endorsement
Water Management Plan (WMP)	REMM WAR01	ER Endorsement
Waste and Resource Management Plan	REMM WAS1	ER Endorsement
Spoil Management Plan	REMM WAS02	ER Endorsement
Air Quality Management Plan	REMM AIR01	ER Endorsement
Community Communication Strategy ²	NSW CoA B6	ER Endorsement DPE Approval

² Note this is not considered a Sub-plan to the CEMP

As detailed in Table 1.4, the CEMP, the Noise and Vibration Management Plan, Construction and Noise and Vibration Monitoring Program, Out of Hours Work Protocol will be endorsed by the ER and submitted to the Planning Secretary for approval no later than one month prior to commencement of construction of the Project. The Community Communication Strategy (CCS) will be submitted to and approved by the Planning Secretary before the commencement of construction, unless otherwise agreed by the Planning Secretary.

The other Sub-plans require ER endorsement as being consistent with the NSW CoA and all undertakings made in the documents listed in NSW CoA A1.

Each plan must be published on the website within 20 business days of the date the plan is approved by the NSW Planning Secretary, and until the end date of the approval.

1.5.1 Sub-plan Consolidation

The risk assessment (refer to Appendix D) proposed the consolidation of a number of the plans (NSW CoA A20) and monitoring programs. For the purposes of the CEMP and for ease of reference, the Sub-plans prepared for the CEMP are summarised as follows:

- Construction Biodiversity Management Plan (CBMP)
- Construction Traffic and Transport Management Plan (CTTMP)
- Construction Noise and Vibration Management Plan (CNVMP), which includes the Construction Noise and Vibration Monitoring Program (Noise Monitoring Program) and the Out of Hours Works Protocol (OOHWP)
- Construction Contamination Management Plan (CCMP), which includes the Unexpected Contamination Finds procedure
- Construction Bushfire Management Plan (CBFMP)
- Construction Soil and Water Management Plan (CSWMP), which includes Surface Water Monitoring Program, Erosion and Sediment Control Plan, Dewatering and Discharge Procedure and the Water Management Plan
- Construction Waste and Resource Management Plan (CWRMP), including the Spoil Management Plan
- Construction Air Quality Management Plan (CAQMP)
- Construction Heritage Management Plan (CHMP), which includes the Historic Heritage Management Plan, Aboriginal Heritage Management Plan and Unexpected Finds and Human Remains Protocol.

1.5.2 Notification of Construction

In accordance with NSW CoA A33, DPE will be notified by National Intermodal of the commencement of construction at least one month before that date. Furthermore, in accordance with Commonwealth CoA 11, Department of Climate Change, Energy, the Environment and Water (DCCEEW) will be notified in writing of the date of commencement of action within 30 business days after the date of commencement of the action.

The CEMP and Sub-plan required under the Infrastructure Approval will be submitted electronically to DCCEEW for the information, or for consultation as required.

As required by NSW CoA C11, construction will not commence until the CEMP and all CEMP Sub-plans have been approved by the Planning Secretary or endorsed by the ER (as detailed in Table 1.4), unless otherwise agreed by the Planning Secretary. The CEMP and Sub-plans will be implemented for the duration of construction.

1.6 Consultation

Consultation (as required) with stakeholders and agencies identified through the risk assessment (refer to Appendix D) was undertaken as part of the development of this CEMP and Sub-plans in accordance with the requirements of the NSW CoA, RtS REMMs and as proposed within the risk assessment matrix submitted to the Planning Secretary in accordance with NSW CoA A19.

The stakeholders and NSW and Commonwealth agencies required to be consulted under the Infrastructure Approval and the Commonwealth Approval are listed in Table 1.5. Details of consultation is provided in Appendix A of each of the specific sub-plans.

Table 1.5: Requirements for consultation with agencies and stakeholders

CoA / REMM #	Plan	Relevant agency and stakeholders to be consulted
NSW CoA C1	CEMP	No consultation required
NSW CoA A22	SEMP (if required)	Liverpool City Council (LCC)
NSW CoA C12 / REMM NVI01	CNVMP and Noise Monitoring Program	LCC
REMM BI001 Commonwealth CoA 14	CBMP	Department of Primary Industries – Fisheries (DPI – Fisheries) Department of Climate Change, Energy, the Environment and Water (DCCEEW) (Commonwealth)
REMM BUS01, REMM BUS06	CBFMP	Rural Fire Service Fire and Rescue NSW
REMM HIH01	CHMP	Heritage NSW Heritage Council of NSW Registered Aboriginal Parties
REMM TRA01	CTTMP	LCC Emergency Services Department of Defence (Commonwealth) Transport for New South Wales (TfNSW)

If an Ancillary Facility Site Establishment Management Plan (SEMP) is required (refer to Section 2.4.3) in accordance with NSW CoA A22, consultation with LCC will be required and undertaken.

2 PROJECT DESCRIPTION

2.1 Project Overview

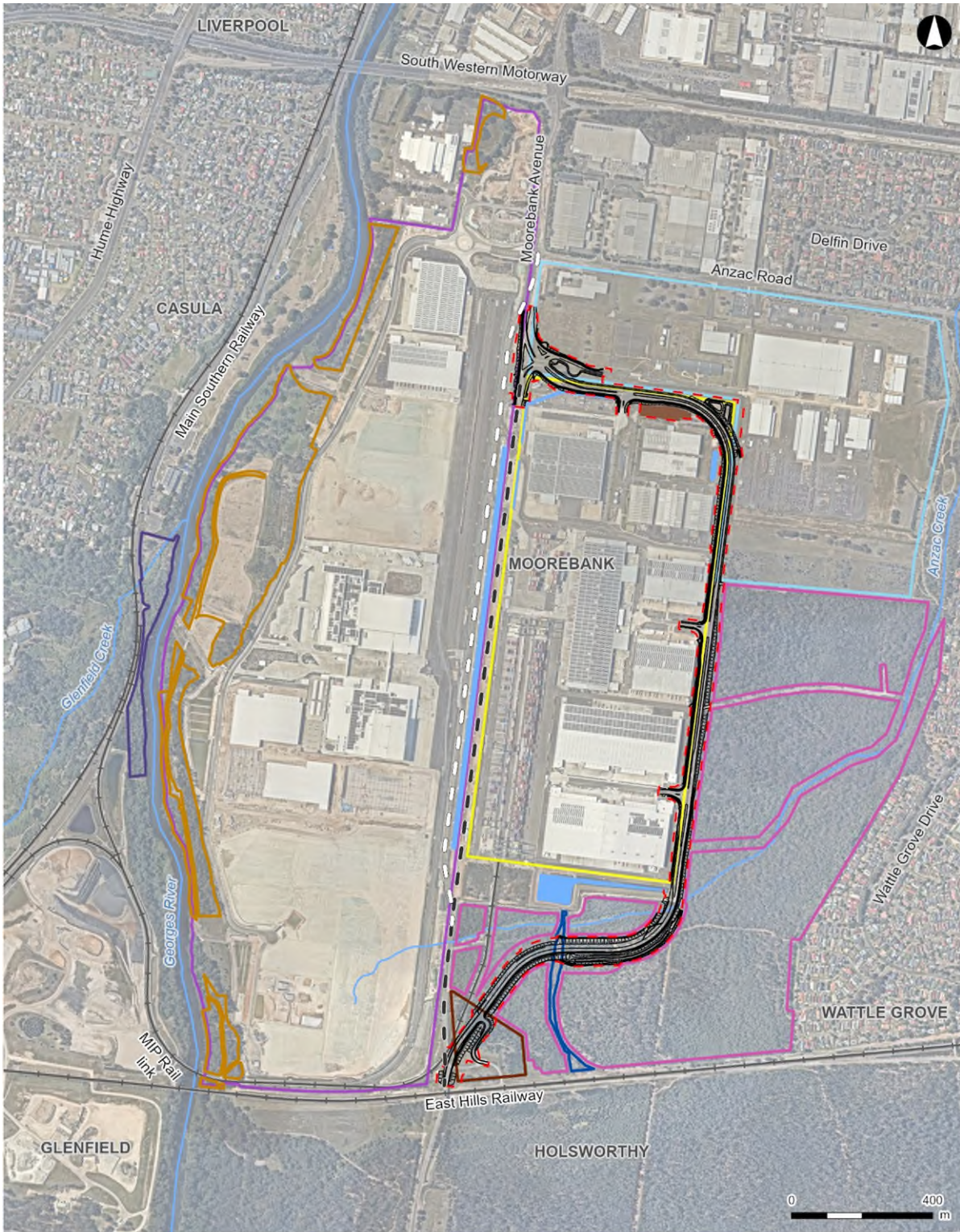
Moorebank Avenue currently connects to Newbridge Road and M5 Motorway to the north, Anzac Road to the south and terminates at Cambridge Avenue, near the Holsworthy Military Reserve. Moorebank Avenue is currently a four-lane undivided road between Newbridge Road and the M5 Motorway, while between the M5 Motorway and Cambridge Avenue it is a two-lane undivided road. A section of Moorebank Avenue currently divides the MLP, comprising MPE and MPW.

North of the M5 Motorway, Moorebank Avenue is a State road. Between the M5 Motorway and Anzac Road it is owned and maintained by Liverpool City Council and between Anzac Road and Cambridge Avenue it is a private road on Commonwealth land. Figure 2.1 provides an overview of the Project.

The Project involves the realignment of an existing two-kilometre section of Moorebank Avenue, from a point approximately 130 meters south of the Anzac Road/Moorebank Avenue intersection to a point immediately north of the East Hills Railway.

The key features of the Project include:

- Construction of approximately three kilometres of realigned road to bypass the MLP to the east, comprising:
 - A four-lane road (two lanes in each direction) near Moorebank Precinct East (MPE), commencing from a point approximately 130 metres south of the Anzac Road / Moorebank Avenue intersection to the south-eastern corner of the MPE site
 - A two-lane road (one lane in each direction) from the south-eastern corner of the MPE site to a point immediately north of the bridge over the East Hills railway
- Northern tie-in to the existing Moorebank Avenue, 130 meters south of the Anzac Road/Moorebank Avenue for a distance of 250 metres to the northwest corner of the MPE site.
- Construction of four accesses with signalised intersections between the realigned road and the MLP
- Construction of a central median, typically six metres wide, tapering to zero width where the realigned road becomes two lanes
- Southern tie-in to the existing Moorebank Avenue, 17 metres before the East Hills railway over bridge. No work will be undertaken or impact the East Hills over bridge
- Construction of retaining walls
- Noise mitigation in the vicinity of the Defence Joint Logistics Unit (DJLU) site as identified in the Detailed Design noise assessment
- Construction of operational drainage infrastructure, onsite stormwater detention basins, and operational water quality controls (including vegetated swales, bioretention systems, and spill containment)
- Installation of a culvert within Anzac Creek and extending existing culverts within existing watercourses/drainage lines
- Installation of road furniture including security fencing, guideposts, traffic signs, and street lighting
- Adjusting public utilities, including defence communications and high voltage electricity alignments
- Construction of temporary ancillary facilities, including a work site compound, lay-down areas, and construction water detention basins.



Legend

- | | | |
|------------------------------------|------------------------------|---------------------------------------|
| Moorebank Avenue Realignment Works | Railway | On-site detention |
| Moorebank Avenue diversion road | Moorebank Precinct East | Biobanking boundaries |
| Previous Moorebank Avenue | Moorebank Precinct West | Casula offset site (Hourglass) |
| Construction footprint | Defence Joint Logistics Unit | Moorebank offset site (Georges River) |
| Watercourse | Disused rail spur | Wattle Grove Offset Area (BA341) |
| | Sydney Trains land | |
| | Construction compound | |



1:16,000 at A4
 Coordinate System: GDA2020 MGA Zone 56
 Date issued: December 6, 2024
 Imagery: Nearmap



Path: C:\Users\c698137\ARCADIS\30144760 - Env Panel Minor Projects - 04 GISA_Current\B_Maps\CEMP\CEMP.aprx

Figure 2.1: Project overview

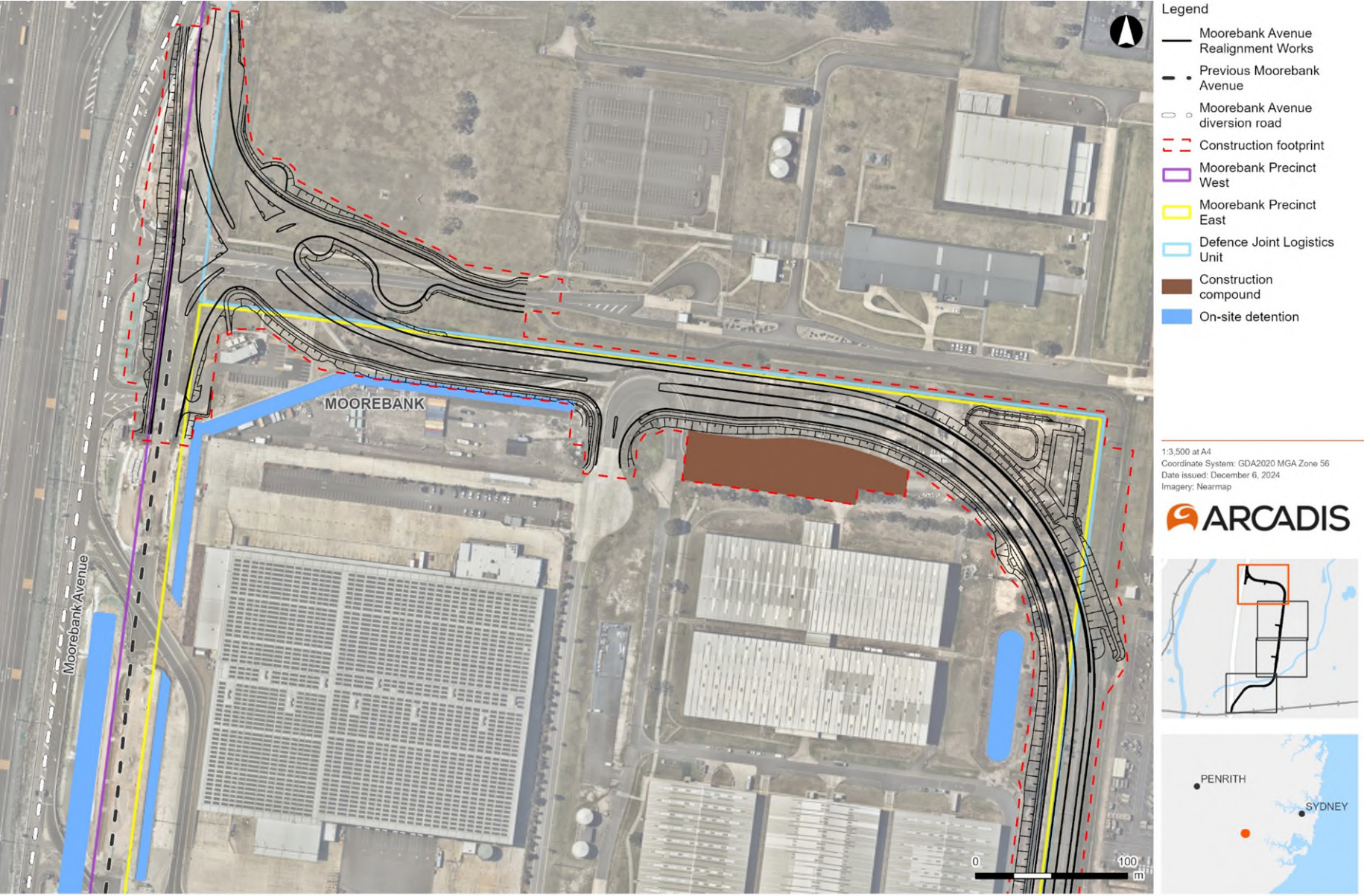
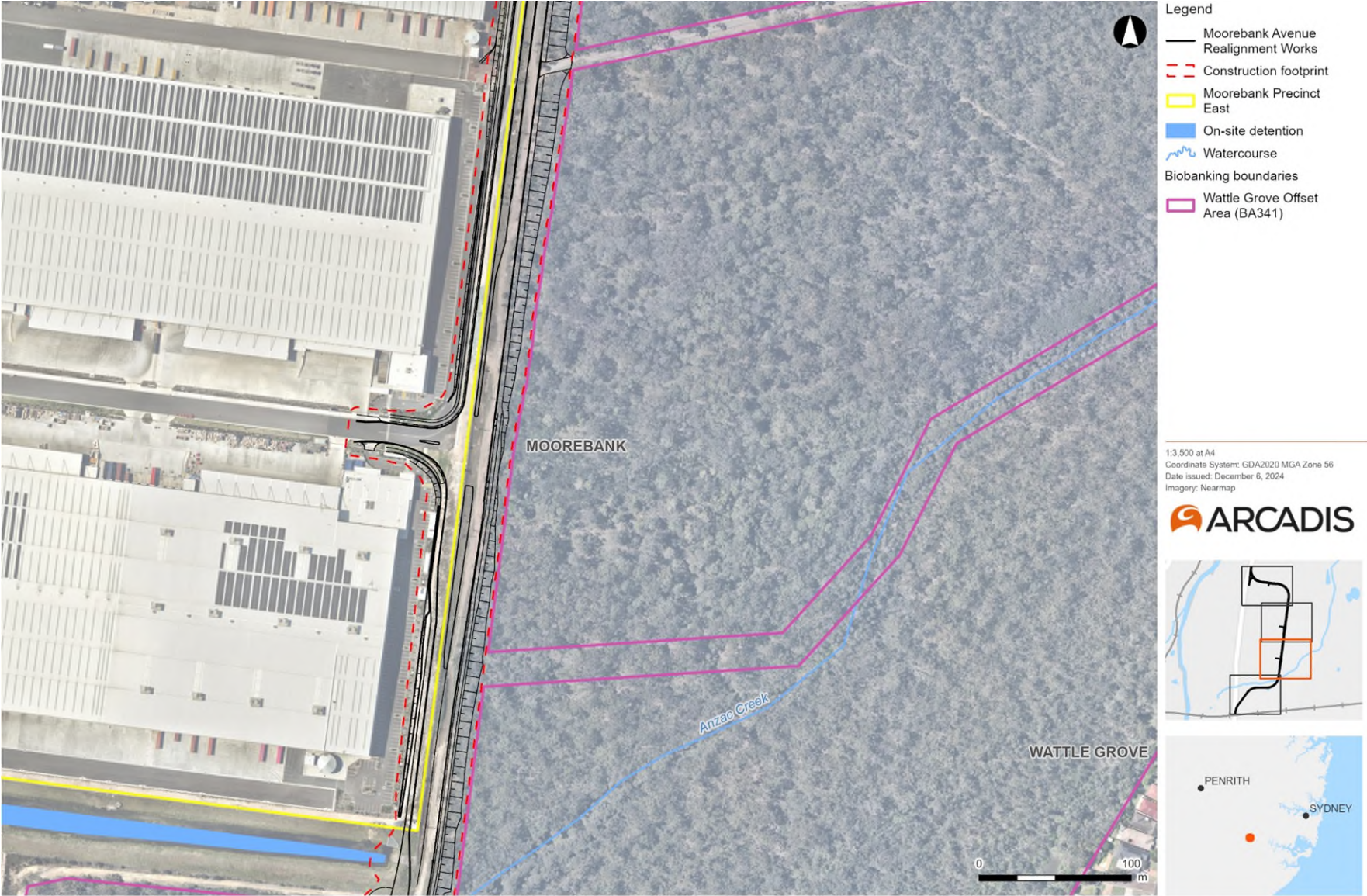


Figure 2.2: Project overview



Date: 6/12/2024 Path: C:\Users\cb98137\ARCADIS\30144760 - Env Panel Minor Projects - 04 GIS\A_Current\B_Maps\CEMP\CEMP.aprx

Figure 2.3: Project overview



Date: 6/12/2024 Path: C:\Users\ict96137\ARCADIS\30144760 - Env Panel Minor Projects - 04 GIS\A. Current\B. Maps\CEMP\CEMP.psd Figure

2.4: Project overview

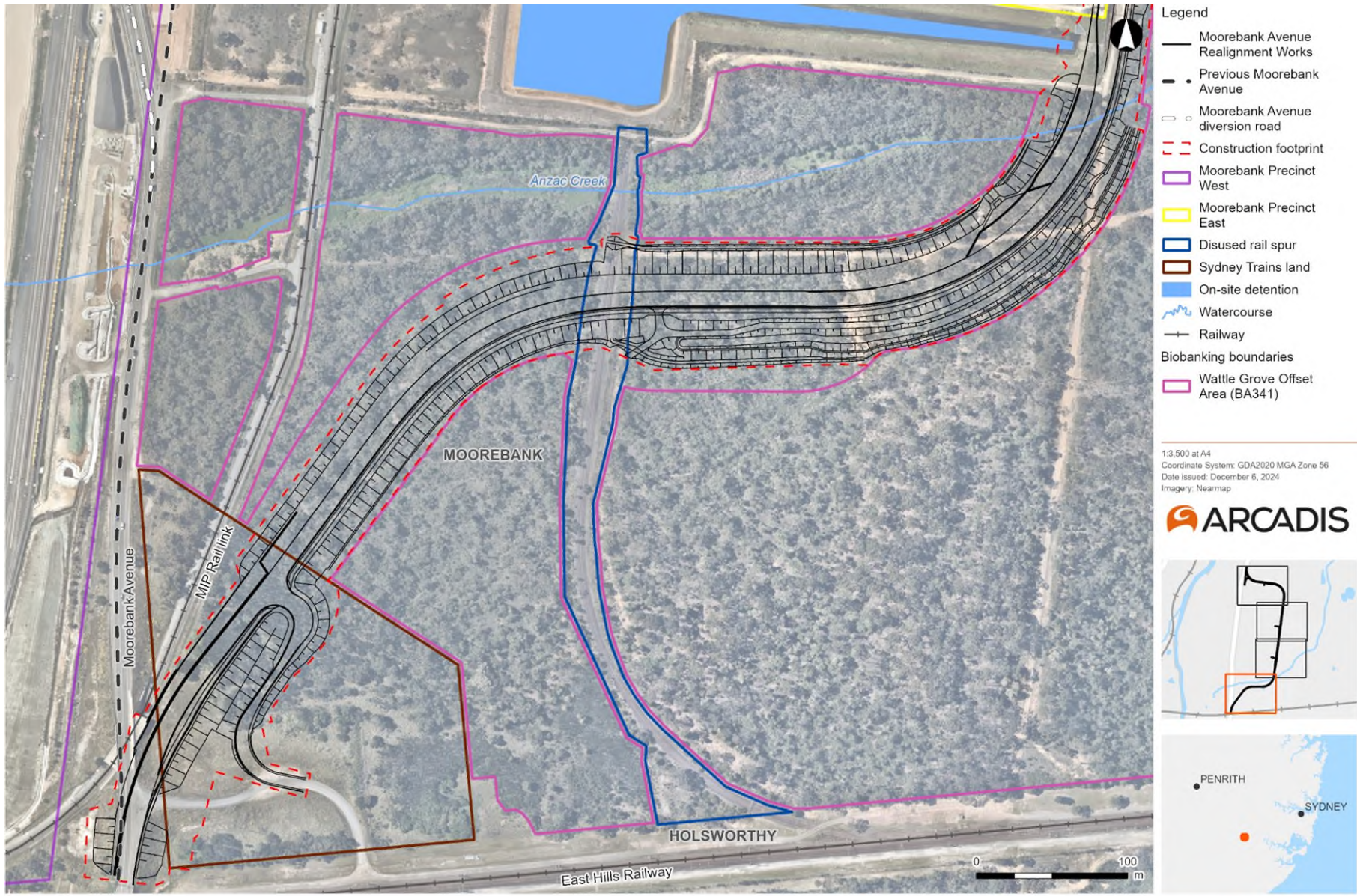


Figure 2.5: Project overview

2.2 Construction Phases

The Project will not be staged but will be undertaken in phases to enable site-related traffic to be moved off Moorebank Avenue early in construction. This would enable separation of construction and operational of traffic and assist in avoiding congestion and queuing along Moorebank Avenue while construction works progress and MPE operations commence.

The indicative construction sequencing and phase duration is outlined in Table 2.1. It should be noted that certain phases would overlap by up to three months each and construction is expected to take approximately 16 months to complete.

Table 2.1: Indicative construction sequence and duration

Phase	Description	Activities	Approximate duration
Phase 1	Enabling works	Preliminary enabling works	3.5 months
Phase 2	Construction of realigned road section	Demolition/vegetation grubbing	2 months
		Earthworks	6.5 months
		Pavement construction	6 months
Phase 3	Finishing works	Finishing works	3.5 months
Total			16 months

2.3 Construction Activities

The Project will be constructed using conventional methods and may be refined during the detailed design and construction planning to minimise environmental impacts. An overview of the construction activities associated with each construction phase are summarised in Table 2.2.

Table 2.2: Overview of construction activities by phase

Phase	Activities	Plant / Equipment
Phase 1 Enabling works	<ul style="list-style-type: none"> Establish temporary construction compound and site utilities Establish temporary fencing and exclusion zones and demarcation of work site Traffic management measures such as safety barriers and signage Temporary environmental safeguards such as erosion, sediment, and water quality controls Site investigation Property adjustment works Adjustment and relocation of utilities. <p><i>Some activities may be undertaken prior to significant site works commencing, in particular low impact works as defined by the Infrastructure Approval (refer to Section 1.3) such as site investigations for contamination, heritage salvage and pre-clearance activities.</i></p>	<ul style="list-style-type: none"> Backhoe Excavator Truck Light vehicles (LV) fencing LV utilities

Phase	Activities	Plant / Equipment
<p>Phase 2 Construction of realigned road section – Demolition/vegetation grubbing</p>	<ul style="list-style-type: none"> • Adjust and relocate utilities (continuation from Phase 1) • Establish temporary accesses to work site from Moorebank Avenue and MPE site • Maintain function of existing Moorebank Avenue alignment • Clear and grub vegetation • Demolish hardstand and pavement. This would include sections of pavement in the north-east corner of the MPE Site and associated works to accommodate the alignment • Strip, stockpile, and manage topsoil where required • Vegetation clearing 	<ul style="list-style-type: none"> • AC placing paver and support • Backhoe • Barriers/signage • Bulldozer • Excavator • Rollers / compactors • Scraper • Truck and dog trailer • Water cart • LV
<p>Phase 2 Construction of realigned road section – Earthworks</p>	<p>Earthworks will be required along the entire length of the Project. Excavated material may be reused on site for filling and compaction (including benching areas of the site where required). Where excavated material is determined not to be appropriate for re-use on site, it may be necessary to import additional material to site to make up any identified deficit.</p> <p>Earthworks will include:</p> <ul style="list-style-type: none"> • Topsoil stripping • Conduct bulk earthworks including excavation and stockpiling of controlled fill (either imported or won onsite) for pavement construction • Form embankments • Areas of new cut and fill along the proposed realignment route • Construction of retaining walls • Dredging or reclamation at Anzac Creek to facilitate a culvert • Trenching for utility relocation • Construct noise mitigation Install drainage (connection to bioretention basins, pipes and pits, culverts, and related drainage infrastructure) 	<ul style="list-style-type: none"> • Backhoe • Bulldozer • Excavator • Piling rig • LV • Trench shoring • Rollers / compactors • Scraper
<p>Phase 2 Construction of realigned road section – Pavement Construction</p>	<ul style="list-style-type: none"> • Place select material • Install pavement drainage and subsoil drainage • Construct road pavement including the compaction of select fill, sub-base, and wearing surface • Construct kerb, gutters, and median • Form intersections • Pave road surface • Construct shared user paths • Install tie-ins to existing Moorebank Avenue 	<ul style="list-style-type: none"> • AC placing paver and support • Concrete agitator trucks • Concrete pump • HIAB truck for deliveries • Rigid body truck • Slipform paver • Truck and dog trailer • Water cart • LV

Phase	Activities	Plant / Equipment
Phase 3 Finishing works	<ul style="list-style-type: none"> • Install bus stops and signs • Install traffic signals at intersections • Install streetlighting, road furniture, signs, and line-marking • Rehabilitate disturbed areas using topsoil, revegetation, and landscaping • Commission realigned Moorebank Avenue section and decommissioning of existing Moorebank Avenue • Clean-up site and decommission temporary construction compounds 	<ul style="list-style-type: none"> • Backhoe • Mobile crane • Truck • Truck mounted HIAB crane • LV

2.4 Ancillary Facilities

Ancillary facilities are required to support construction of the Project. Two types of ancillary facilities are defined in the NSW Infrastructure Approval:

- Minor ancillary facility
- Construction ancillary facility.

Processes for approval and assessment of each type of facility is provided below.

2.4.1 Minor Ancillary Facility

Minor ancillary facilities are lunch sheds, office sheds, portable toilet facilities, and the like that meet the requirements of NSW CoA A24.

The Construction Contractor will prepare a minor ancillary facilities assessment for review and approval by the ER in accordance with NSW CoA A24(b). The criteria required for ER consideration include the following:

- There are minimal amenity impacts to surrounding residences and businesses, after consideration of matters such as compliance with the Interim Construction Noise Guideline (DECC, 2009), traffic and access impacts, dust and odour impacts, and visual (including light spill) impacts, and
- Minimal environmental impact with respect to waste management and flooding
- No impacts on biodiversity, soil and water, and heritage items or Aboriginal objects beyond those already approved under other terms of this approval.

2.4.2 Construction Ancillary Facility

As defined by the Infrastructure Approval, a temporary facility for construction of the SSI including an office and amenities compound, construction compound, material crushing and screening plant, materials storage compound, maintenance workshop, testing laboratory, material stockpile area, access and car parking facilities and utility connections to the facility.

In accordance with NSW CoA A23, a construction ancillary facility must not be used until the CEMP and relevant CEMP Sub-plans and relevant Construction Monitoring Programs have been approved by the Planning Secretary.

The EIS (EMM, March 2021) identified and assessed the location of construction ancillary facilities for the Project. The main ancillary facilities will be located within the MPE construction area as shown on Figure 2.2a. The facility will be about 1.5 ha in size and includes (but is not limited to) temporary offices, workforce

facilities, including parking, storage containers, crib rooms, and ablution sheds, and storage areas for plant, construction materials and spoil. This construction ancillary facility will not be used until the CEMP, relevant CEMP Sub-plans and relevant Construction Monitoring Programs have been approved by the Planning Secretary.

As required by NSW CoA A44, the SSI name, application number, telephone number, postal address and email address will be made available on the site boundary fencing / hoarding at each ancillary facility before the commencement of construction. This will be the same information provided on the website required under NSW CoA B13.

Other transient construction compounds and laydown areas (for the stockpiling of equipment and materials) may also be created within the construction footprint as construction of the Project progresses. Alternative locations, or minor variations on these identified locations will be confirmed following detailed design and final engagement of construction contractors.

Any ancillary facilities that are not identified by description or location in the EIS or RtS will comply with the requirements of NSW CoA A21 including:

- Are located within or immediately adjacent to the construction boundary
- Not located next to sensitive land use(s) (including where an access road is between the facility and the receiver), unless the landowner and occupier have given written acceptance to the carrying out of the relevant facility in the proposed location
- No impact on heritage items or heritage objects (including areas of archaeological sensitivity), threatened species, populations or ecological communities beyond the impacts approved under the terms of this approval
- Establishment and use of the facility can be carried out and managed within the outcomes set out in the terms of this approval, including in relation to environmental, social and economic impacts.

Before establishment of a construction ancillary facility (excluding minor construction ancillary facilities), an Ancillary Facility SEMP which outlines the environmental management practices and procedures to be implemented for the establishment of the construction ancillary facilities will be prepared as required by NSW CoA A22. The Plan must be submitted to the Planning Secretary for approval one month before the establishment of any construction ancillary facilities.

Note: NSW CoA A22 only applies to the establishment of ancillary facilities identified and assessed in the documents listed in Condition A1 and is only needed before a CEMP(s) which includes measures to manage use of the relevant construction ancillary facility is approved.

2.4.3 Site Establishment Management Plan

As discussed in Section 2.4, before establishment of a construction ancillary facility not identified by description and location in the EIS or RtS, an assessment of the ancillary facility in accordance with NSW CoA A21 and the EIS or RtS will be undertaken. If criteria in NSW CoA A21 cannot be complied with, alternative planning approval will be required for the establishment of the ancillary facility.

Following this assessment, and before establishment of any construction ancillary facility, the Construction Contractor will prepare a SEMP in accordance with NSW CoA A22. The SEMP will detail the environmental management practices and procedures to be implemented for the establishment of the construction ancillary facilities. The SEMP will be prepared in consultation with LCC and government agencies and be approved by the Planning Secretary before the establishment of major construction ancillary facilities. The SEMP will detail the management of the ancillary facilities and include:

- A description of activities to be undertaken during establishment of the construction ancillary facility (including scheduling and duration of work to be undertaken at the site)
- Figures illustrating the proposed operational site layout and the location of the closest sensitive land user(s)
- A program for ongoing analysis of the key environmental risks arising from the site establishment activities described in subsection (a) of this condition, including an initial risk assessment undertaken before the commencement of site establishment work
- Details of how the site establishment activities described in subsection (a) of this condition will be carried out to:
 - Meet the performance outcomes stated in the documents listed in Condition A1
 - Manage the risks identified in the risk analysis undertaken in subsection (c) of this condition.
- A program for monitoring the performance outcomes, including a program for construction noise monitoring.

3 ENVIRONMENTAL MANAGEMENT FRAMEWORK

3.1 Environmental Management System

The CEMP has been prepared in accordance with the overarching environmental management principles outlined in Figure 3.1.

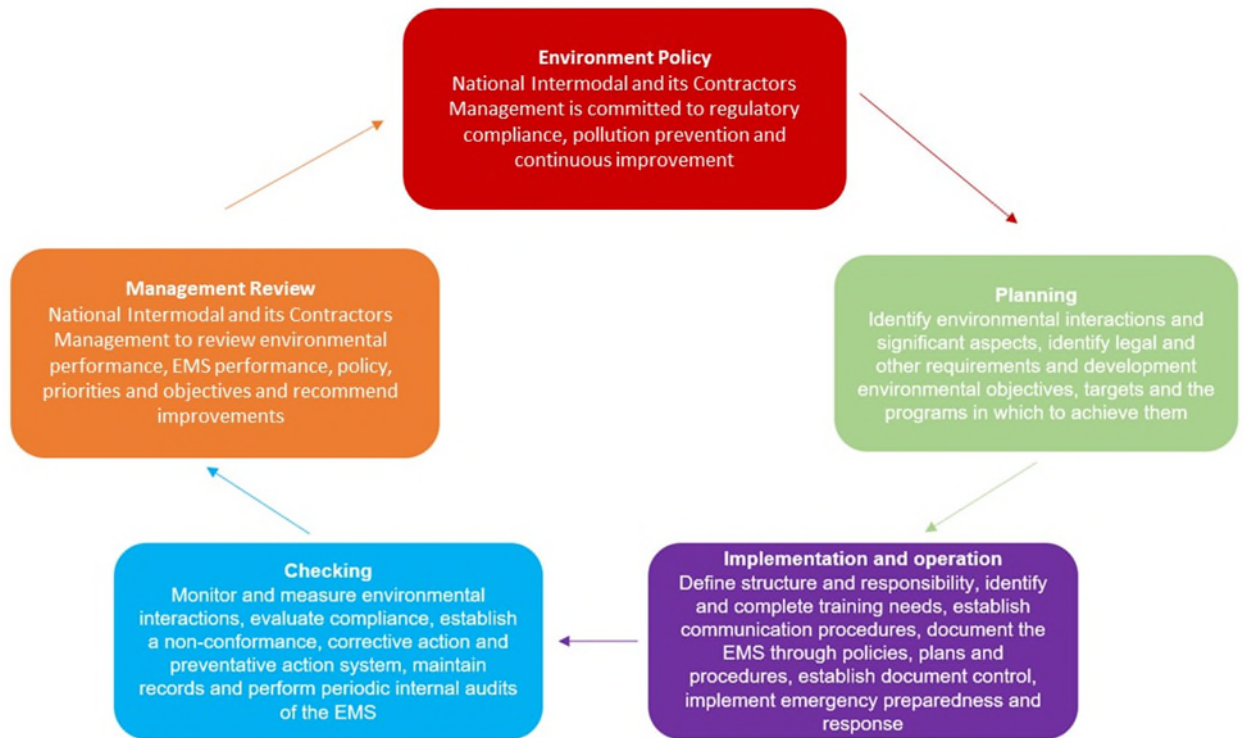


Figure 3.1: Overview of Project Environmental Management Principles

Source: <http://www.environmentalmanagementsystem.com.au/what-is-an-environmental-management-system.html>

All activities will be conducted broadly consistent with the Environmental Management Principles of an Environmental Management System (EMS) that is certified to, or aligns with, AS/NZS ISO 14001:2016 Environmental Management Systems – Requirements with Guidance for Use.

3.2 Environmental Management Documentation

3.2.1 Construction Environmental Management Plan

This CEMP is the overarching management plan for a suite of environmental management documents for the Project. It provides a structured and systematic approach to environmental management.

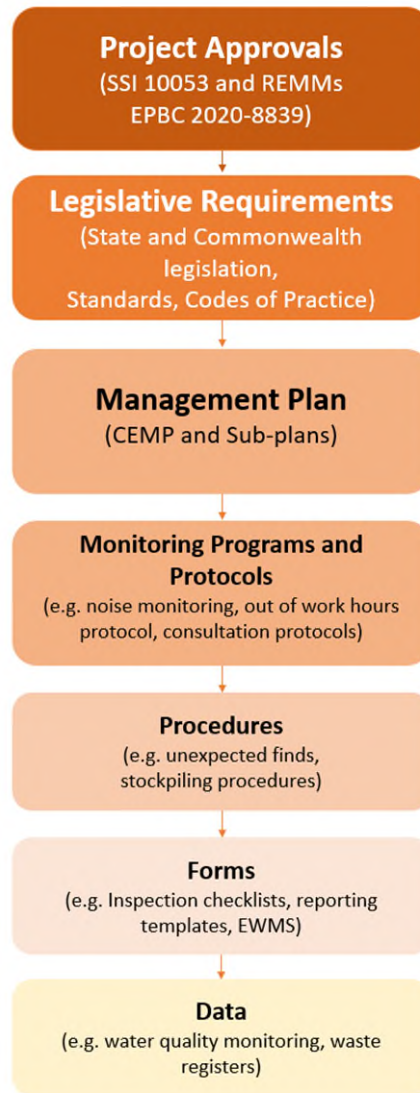


Figure 3.2: Environmental management documentation

Figure 3.2 shows an overview of a suite of environmental management documents that are applicable to the Project. This CEMP establishes the system for implementation, monitoring and continual improvement to minimise impacts from the Project on the environment.

The strategies defined in this CEMP have been developed with consideration of the NSW Infrastructure Approval and the REMMS, as well as the Commonwealth EPBC approval.

3.2.2 Environmental Management Sub-Plans and Monitoring Programs

A number of environmental management Sub-plans and monitoring programs support the CEMP. These documents are prepared to identify requirements and processes applicable to specific impacts or aspects of the activities and address the requirements of NSW Infrastructure Approval and the REMMS, as well as the Commonwealth EPBC approval.

The Sub-plans³ define the management controls and monitoring programs (where relevant) required to ensure that each potential aspect and impact identified is eliminated, reduced or mitigated. Sub-plans developed for the Project are provided in Table 3.1. For the purposes of the CEMP, all the Sub-plans are referred to as Management Plans.

Table 3.1: Environmental Management Plans

Sub-plan	Appendix	CoA / REMM
Construction Biodiversity Management Plan (CBMP)	Appendix G	REMM BI001 NSW CoA E2-E3
Construction Traffic and Access Management Plan (CTTMP)	Appendix H	REMM TRA01
Construction Noise and Vibration Management Plan (CNVMP) and Construction Noise and Vibration Monitoring Program	Appendix I	REMM NVI01 NSW CoA C12
Construction Heritage Management Plan (CHMP)	Appendix J	REMM HIH01
Construction Soil and Water Management Plan (CSWMP)	Appendix K	REMM WAR01 REMM WAR02
Construction Contamination Management Plan (CCMP)	Appendix L	CON01
Construction Bushfire Management Plan (CBFMP)	Appendix M	BUS01
Construction Air Quality Management Plan (CAQMP)	Appendix N	AIR01
Construction Waste and Resource Management Plan (CWRMP)	Appendix O	REMM WAS01 REMM WAS02

In addition to the CEMP and Sub-plans, additional documentation is required to support the delivery of construction. This documentation is detailed in the following sub-sections and in Section 2.4.3.

3.2.3 Environmental Work Method Statements (EWMS)

EWMS will be prepared to manage and control high risk activities that have the potential to negatively impact on the environment. EWMS will be prepared by the Construction Contractor and reviewed by the Principal's Representative before commencement of the construction activities to which they apply. A copy of the EWMS will be provided to the ER for information or upon request.

EWMS for low-impact works will be prepared if these works occur prior to the approval of the CEMP. Once the CEMP is approved, these activities will be covered by the measures detailed in the CEMP.

EWMS incorporate appropriate mitigation measures and controls, including those identified in relevant Sub-plans. They also identify key procedures to be used concurrently with the EWMS. EWMS are specifically designed to communicate requirements, actions, processes and controls to construction personnel using plans, diagrams and simple written instructions. The SAPs will also be included within the EWMS as a reference for the contractors undertaking the works. An example template EWMS is provided in Appendix F.

³ For the purposes of the CEMP, all the Sub-plans are referred to as "Management Plans". The references to Sub-plans throughout the CEMP is for consistency with the terminology used in the Infrastructure Approval.

3.2.4 Erosion and Sediment Control Plans

Erosion and Sediment Control Plan (ESCPs) are planning documents for managing erosion and sedimentation and show the site layout and the location of erosion and sediment control mitigation on-site. They cover all construction stages from initial vegetation clearing through to rehabilitation when erosion and sediment control are no longer required and are removed. The ESCPs will be developed by a person with demonstrated skills and experience in accordance with the 'Blue Book' guidelines (Landcom, 2004) and implemented for construction. Progressive ESCPs will be developed and modified as construction progresses. The SAPs will also be included within the ESCP as a reference for the contractors undertaking the works. The ESCPs will be reviewed by the Principal's Representative and provided to the ER for information or upon request. Refer to Appendix K CSWMP for further detail.

3.2.5 Sensitive Area Plans

Construction works are located amongst and in proximity to sensitive areas and sites. To assist pre-construction planning and on-site construction management, these site constraints have been consolidated on a series of map-based sheets that extend the length of the Project. SAPs will also be referenced on the EWMS and ESCPs.

Sensitive Area Plans (SAPs) for the Project are provided in Appendix E and include information pertaining, but not limited to:

- Project boundaries and location of compounds and offices
- Threatened Ecological Communities and threatened species (NSW and Commonwealth)
- Areas of vegetation to be retained and biodiversity offset areas
- Non-Aboriginal Heritage items
- Waterways e.g., Georges River, Anzac Creek
- Noise sensitive receivers e.g., residential dwellings, educational institutions
- Potential or actual acid sulphate soil areas
- Contaminated sites.

The SAPs in Appendix E include the data from the EIS (EMM, March 2021) and RtS (EMM, May, 2021) and is based on site investigations and surveys undertaken during their development, as well as publicly available data (e.g. Liverpool Council LEP, State Heritage listings etc).

3.2.6 Environmental System, Procedures, Forms and Other Documents

The Project Environmental Management System procedures, forms and other documents provide instructions and records related to both environmental and non-environmental activities throughout the Project. Project specific procedures may be developed as required. A register of relevant environmental procedures and forms will be maintained. As a minimum the following documents will be maintained for the duration of construction:

- Project induction and training register
- Weekly environmental inspection
- Water discharge permit (if applicable)
- Noise and vibration monitoring form

- Air quality monitoring form
- Water quality monitoring form (if applicable)
- Corrective actions register
- Waste monitoring register
- Complaints and Incident Management Database including Incident register and Complaints Register ('Consultation Manager' database)
- Pre-clearing checklist
- Energy consumption register
- Water consumption register
- Materials register
- Clearing permits.

3.2.7 Document Control and Records

All Project documentation, including accurate environmental records, will be maintained by National Intermodal, the Principal's Representative, the ER and the Construction Contractor. Environmental records will be kept as objective evidence of compliance with environmental requirements and will be monitored through audits and inspections.

Relevant documentation, including the CEMP and Sub-plans, results of monitoring (e.g. noise) and audits undertaken in accordance with the requirements of the Infrastructure Approval, will be uploaded to the Project website (refer to Section 5.4.2). The Planning Secretary may also request electronic copies of certain documents in accordance with the Infrastructure Approval, These documents will be provided within the timeframe specified in the request.

Additionally, as required by Commonwealth CoA 13, if DCCEEW makes a request in writing, National Intermodal must provide electronic copies of compliance records to the department within the timeframe specified in the request.

4 PLANNING

4.1 Environmental Aspects and Impacts

Section 2.3 provides an overview of the construction activities that have the potential for environmental impact. The potential environmental risks associated with these construction activities have been assessed in the risk assessment (refer to Appendix D) and have been summarised in Table 4.1.

Table 4.1: Potential environmental impacts associated with construction

Aspect	Potential Impact
Biodiversity	<ul style="list-style-type: none"> Loss of biodiversity as a result of construction Indirect impact to Biodiversity Offset sites through increased dust emission Unauthorised clearance of vegetation outside of the approved development footprint Loss of threatened species habitat and threatened ecological communities Spread of weeds across the project alignment potentially impacting upon neighbouring property Failure to comply with biosecurity obligations Increase in predatory pest species as a result of the construction of the Project Light, vibration and noise pollution leading to a modification of animal behaviour Changes to runoff regimes and sedimentation having impacts on waterways Fragmentation and fauna movement restrictions and exclusion in the Boot Land as a result of the construction of the Project Injury and/or death of native fauna through interactions with construction vehicles/plant
Transport and traffic	<ul style="list-style-type: none"> Construction traffic, traffic arriving to site all at once, causing queueing on local roads Not enough car parking resulting in parking along local streets impeding access for residents and commercial premises Vehicles using routes to the site which have not been approved or taking shortcuts along lower order roads Access to surrounding landowners being blocked by construction traffic Unclear signage causing issues with movement in and around the Project site Delays to permits causing delays to construction and opening Inappropriate road safety controls causing accidents on or around Moorebank Avenue Bus stops will be relocated during the Project potentially impacting the routing of the services
Noise and vibration	<ul style="list-style-type: none"> Noise impacts to sensitive receivers from high noise generating activities Noise impacts at sensitive receivers from noisy plant and equipment Vibration impacts at sensitive receivers from plant and equipment Vibration impacts on infrastructure surrounding the Project
Heritage	<ul style="list-style-type: none"> Indirect visual impact to historic heritage items (e.g. Glenfield Farm) Direct impact on Aboriginal heritage isolated finds Potential impact on unexpected finds for non-Aboriginal and Aboriginal heritage
Soil and water	<ul style="list-style-type: none"> Discharge of sediment laden water to the environment during construction Poor quality discharges on adjacent developments, existing road infrastructure and upstream land uses Downstream impacts on water quality during construction of the Project

Aspect	Potential Impact
	<ul style="list-style-type: none"> • Potential interception of groundwater • Reduction in amenity for downstream users of Anzac Creek and Georges River • Changes to runoff regimes and sedimentation impacting on waterways
Contamination	<ul style="list-style-type: none"> • Migration of contaminated material to surface water and groundwater • Asbestos and contaminated material handled and disposed of inappropriately • Exposure of acid sulphate soils during construction results • Migration of sulphuric soil material to surface water and groundwater
Bushfire	<ul style="list-style-type: none"> • Increased bushfire risk as a result of the construction activities • Damage to newly constructed road assets as a result of bushfire in the area • Construction works impeding responder access to manage fire situations • Hot work activities during construction start a fire • Construction works not providing access to water for fire fighting, increasing potential impact of a fire • Lack of awareness of bushfire emergency response procedures • Failure of contractor to provide training, run drills, monitor fire danger rating etc, resulting in inadequate response to bushfire events
Air quality	<ul style="list-style-type: none"> • Dust associated with excavation including from exposed surfaces, spoil stockpiles or backfilling trenches • Exhaust emissions from equipment, machinery and construction vehicles.
Waste management	<ul style="list-style-type: none"> • Waste handled and disposed of inappropriately • Generation of large volumes of unsuitable material or unexpected finds of contamination that require storage and disposal and cannot be reused on the project • Migration of waste from site impacting neighbouring properties (e.g., windblown litter)
Social impacts	<ul style="list-style-type: none"> • Noise and vibration impacts • Dust and air quality • Traffic impacts as a result of changes on local roads • Visual impacts
Visual	<ul style="list-style-type: none"> • Reduction in visual amenity of the local area resulting from construction of the Project • Light spill impacts due to poor lighting installation
Cumulative impacts	<p>Cumulative impacts from the Project, construction activities at MPE and MPW and operational activities at the MPE site. This could include:</p> <ul style="list-style-type: none"> • Noise and vibration • Fugitive dust emissions from earth works • Air quality from vehicle and plant operation • Additional traffic movements • Visual impacts • Impacts to flora (e.g., removal of vegetation) • Impacts to fauna (e.g., Injury and/or death) • Impacts to items of Aboriginal heritage • Downstream impacts on water quality water. <p>There are also potential cumulative impacts from noise, traffic and dust from the other projects further afield (e.g. M5 Weave).</p>

4.2 Environmental Risk Review

NSW CoA C3(c) and C6 requires a program for ongoing analysis of the key environmental risks arising from construction activities and to determine the required environmental management measures to mitigate the risk. The initial risk register for the Project is provided in Appendix D and was approved by the Planning Secretary on 22 November 2022.

The risk register is a live document and will be reviewed throughout construction. A review of the risks may be triggered by:

- Material changes to the construction methodology
- Findings of incidents, non-compliances or audits
- Modification to SSI-10053.

As a minimum, the risk register will be reviewed at the commencement of each phase and activity identified in Table 2.1 Table 2.1.

The risk rating for each aspect is based on an assessment of the likelihood and consequences of the risk occurring. The likelihood and consequences descriptors and the proposed risk matrix are also provided in Appendix D.

4.3 Relevant Legislation and Guidelines

4.3.1 Legislation

As the Project is SSI, Sections 5.23 and 5.24 of the EP&A Act apply. Under section 5.23, certain separate approvals under other NSW legislation would not be required. Under section 5.24, certain separate approvals under other NSW legislation would be required to be issued consistent with the planning approval. A register of legal requirements for the Project is contained in Appendix C.

This register will be maintained and reviewed at regular intervals. Any changes made to the legal requirements register will be communicated to the wider project team, including sub-contractors where necessary, through toolbox talks, specific training and other methods detailed in Section 5.2 of this CEMP.

4.3.2 Approvals, Permits and Licences

The Project will comply with all written requirements or directions of the Planning Secretary. A number of approvals, permits and licenses have and/or will be obtained for the Project. Table 4.2 summarises the approvals and licences that have been or will be obtained for the Project, and who has responsibility for obtaining the licences or permits.

Table 4.2: Approvals, permits and licences required for the Project

Aspect	Approval	Responsibility
Approval		
NSW Infrastructure Approval (SSI-10053)	14 October 2021	National Intermodal
Commonwealth EPBC Approval (EPBC 2020-8839)	7 December 2021	National Intermodal
Commonwealth EPBC Approval (EPBC 2020-8839) variation	14 January 2025	National Intermodal
Licences		

Aspect	Approval	Responsibility
Approval		
An EPL under Schedule 1 of the <i>Protection of the Environment Operations Act 1997</i> (POEO Act) for 'road construction' and for 'extractive activity' where construction meets the criteria.	TBC	Construction Contractor
An aquifer interference approval/licence may be required under S91(3) of the <i>Water Management Act 2000</i> if construction requires intersection of a groundwater source.	If required	Construction Contractor
Under S138 of the <i>Roads Act 1993</i> , a Road Occupancy Licence (ROL) will be required from the Transport Management Centre prior to any road closures.	As required prior to any road closures	Construction Contractor
Permits		
Exemptions to allow hot works to be undertaken on Total Fire Ban days as detailed under Section 99 of the <i>Rural Fires Act 1997</i>	As required	Construction Contractor
Specific Resource Recovery Exemptions, where determined	As required	Construction Contractor
Undertaking prescribed activities involving environmentally hazardous chemicals or declared chemical wastes, as detailed under Section 28 of <i>Environmentally Hazardous Chemicals Act 1985</i> .	As required	Construction Contractor

Environmental approvals, permits and licences applicable under the legislation are also noted within the register in Appendix C.

All necessary licences, permits and approvals required for the development of the Project will be obtained and maintained as required for construction of the Project. No condition of the Infrastructure Approval removes the obligation for National Intermodal or the Construction Contractors to obtain, renew or comply with such necessary licences, permits or approvals except as provided under Section 5.23 of the EP&A Act.

4.3.3 Guidelines and Standards

The main guidelines, specifications, and policy documents relevant to the CEMP include, but are not limited to:

- *Post-Approval Guidance: Environmental Management Plan Guideline – Guideline for Infrastructure Projects* (DPIE, 2020). Appendix A provides a checklist of EMP requirements and where they are addressed in this document
- AS ISO 31000:2018 Risk management – Guidelines
- AS 1940:2017 The storage and handling of flammable and combustible liquids
- *NSW EPA: Storing and Handling Liquids: trainers manual, including Review of Best Practice and Regulation*
- *Managing Urban Stormwater: Soils and Construction Volume 1*, Landcom, (4th Edition) March 2004 (reprinted 2006) (the "Blue Book")
- Interim Construction Noise Guideline (DECC, 2009)
- Construction Noise and Vibration Guidelines (RMS, 2016)
- AS/NZS ISO 14001: Environmental Management Systems (EMS)

- AS/NZS ISO 19011:2014 - Guidelines for Auditing Management Systems
- AS/NZS 4801: Safety Management Systems.
- ISO 9001: Quality Management Systems
- AS 4282-2019 Control of the obtrusive effects of outdoor lighting.

The guidelines and standards listed above are specifically relevant to this plan. Relevant guidelines and standards will vary for each Sub-plan. Specific guidelines and standards are included within each Sub-plan.

4.4 Environmental Objectives and Targets

Table 4.3 outlines the overarching environmental objectives and targets set out for the management of the Project during construction and generally reflect the performance outcomes proposed in the EIS and RtS. More detailed targets and objectives are provided in each Sub-plan.

Table 4.3: Project environmental targets

Objective	Target	Timeframe	Responsibility
Ensure compliance with relevant NSW and Commonwealth CoA and applicable legislation	No written warnings or infringement notices Zero non-compliance	Throughout construction	Construction Contractor
Avoid unacceptable impacts on surrounding residents and commercial stakeholders	No exceedances of air quality, noise, vibration and light spill criteria and no complaints	Throughout construction	Construction Contractor
Minimise the potential for environmental incidents	No reportable incidents	Throughout construction	Construction Contractor
Diversion of waste from landfill	Spoil beneficially reused on-site or locally (not including contaminated material) and construction and demolition waste to be recycled	Throughout construction	Construction Contractor
Minimise social impacts	100% of complaints to be responded to within agreed timeframes of the Community Communication Strategy	Throughout construction	Community Engagement Consultant

5 IMPLEMENTATION

5.1 Resources, Roles, Responsibilities and Authority

The key environmental management roles and responsibilities for the construction of the Project are described below. The general structure of these roles is shown in Figure 5.1. Sufficient resources to implement the requirements of this CEMP and Sub-plans will be provided.

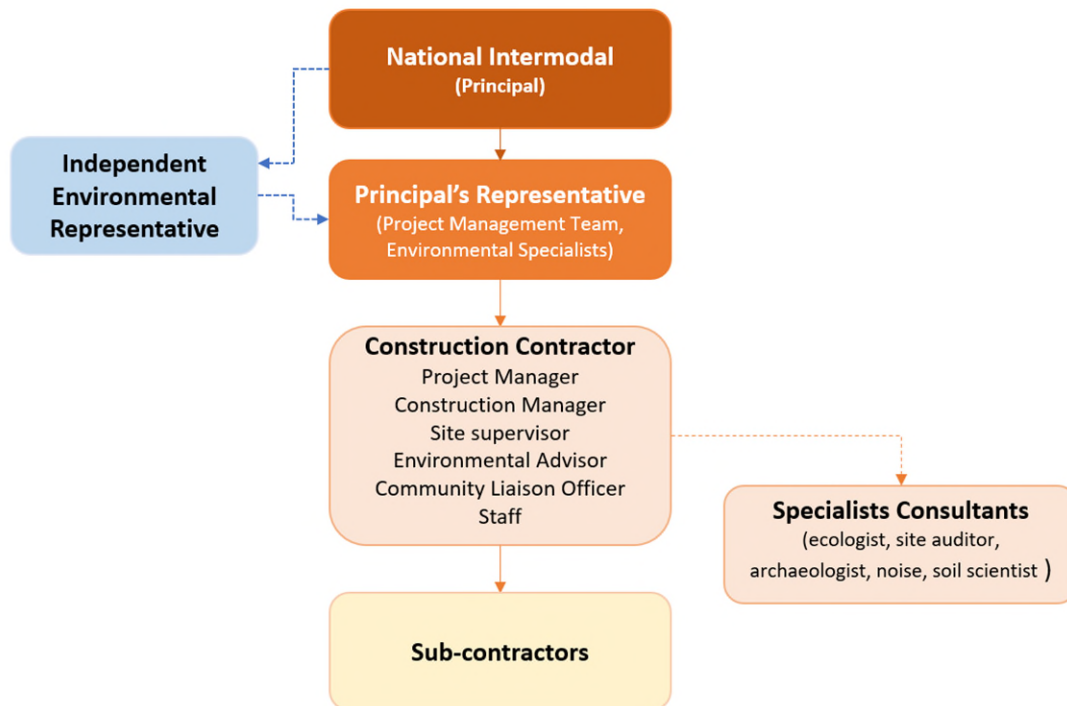


Figure 5.1: Project organisation structure

5.1.1 Environmental Representative

The primary role of the ER is to independently oversee compliance with the Infrastructure Approval. The nominated ER(s) must be submitted to the Secretary for approval no later than one month prior to the commencement of construction, in accordance with NSW CoA A28, A29 and C23 and engaged for the duration of construction.

An ER was approved by the Planning Secretary on 11 August 2022.

The environmental responsibilities of the ER for the Project are detailed in NSW CoA A31 and replicated below.

For the duration of work or as agreed with the Planning Secretary, the approved ER must:

- Receive and respond to communication from the Planning Secretary in relation to the environmental performance of the Project
- Consider and inform the Planning Secretary on matters specified in the terms of the Infrastructure Approval
- Consider and recommend to the Proponent any improvements that may be made to work practices to avoid or minimise adverse impact to the environment and to the community

- Review documents identified in NSW CoA A12 (Staging report), A22 (SEMP), C1 (CEMP), C6 (CEMP Sub-plans) and C12 (Noise monitoring program) and any other documents that are identified by the Planning Secretary for consistency with the NSW CoA and if so:
 - Endorse (in written form) if those documents are required to be approved by the Planning Secretary
 - Endorse the documents before the implementation of the documents required to be submitted to the Planning Secretary / Department for information
 - Provide a written statement/submission via the Major Projects portal to the Planning Secretary advising that the documents have been reviewed for consistency by the ER.
- Regularly monitor the implementation of the requirements of documents listed in NSW CoA A12, A22, C1, C6 and C12 and the terms of Infrastructure Approval
- Help plan or attend audits commissioned by the DPE including scoping audits, programming audits, briefings and site visits. This does not include the independent environmental audits required under NSW CoA A35
- Assist in the resolution of community complaints if requested by the Planning Secretary
- Consider or assess the impacts of minor construction ancillary facilities comprising lunch sheds, office sheds, portable toilet facilities and materials storage, as required by NSW CoA A24 (refer to Section 2.4)
- Consider and approve minor amendments made to the SEMP, CEMP, CEMP Sub-plans and monitoring programs which do not increase impacts to nearby receivers, do not comprise updating, are administrative nature and are consistent with the terms of the Infrastructure Approval. This does not include any modifications to the terms of the Infrastructure Approval
- Prepare and submit an ER Monthly Report to DPE and other agencies for information. The ER Monthly Report must be submitted within seven days following the end of each month for the duration of the ER's engagement for the Project, or as otherwise agreed by the Planning Secretary
- Make recommendations to the Planning Secretary that the activities reliant on the definition of Low Impact Works are consistent with the definition.

As required under NSW CoA A32, the ER must be provided with documentation requested in order for the ER to perform their functions as specified above (i.e. NSW CoA A31). This includes specifically:

- The Complaints Register must be provided on a weekly basis to the ER or as requested
- A copy of any assessment carried out by the Proponent of whether proposed work is consistent with the approval (which must be provided to the ER before the commencement of the subject work).

5.1.2 National Intermodal

Key personnel from National Intermodal relevant to construction, including a description of their responsibilities, are outlined in Table 5.1.

Table 5.1: National Intermodal roles and responsibilities

Role	Responsibility
National Intermodal (Principal) Project Manager / Delivery Team	<ul style="list-style-type: none"> • Act as the proponent for the NSW Infrastructure Approval and the Commonwealth Approval • Provide advice and leadership on environmental policy and regulation • Liaise with relevant government authorities, as required

Role	Responsibility
	<ul style="list-style-type: none"> • Direct that works be stopped immediately where there is an actual or potential risk of harm to the environment, property and/or human health • Evaluate and advise on compliance with National Intermodal environmental requirements • Review any CEMPs and Sub-plans for the Project • Review and approve related activities that are not required to be approved by the Planning Secretary • Provide Construction Contractor staff with environmental advice and/or directions • Liaise with the relevant project manager of major projects in the vicinity of the Project to coordinate disruptive activities (e.g., tie in works on the existing Moorebank Avenue) to minimise cumulative impacts • Review minor Project refinements that are consistent with the Project EIS and RtS • Monitor the environmental performance of the Project in relation to National Intermodal requirements • Provide guidance and where appropriate, monitor compliance with the CEMP and Sub-plans.
Principal's Representative	<ul style="list-style-type: none"> • Coordination of contractor activities • Ensure the requirements of this CEMP are fully implemented • Review of environmental documentation (e.g., EWMS, monitoring reports) as required • Liaise with relevant government authorities in consultation with National Intermodal • Coordination of unexpected finds and mitigation • Ensure that complaints are investigated, and issues are resolved in accordance with the community and stakeholder engagement plan • Direct that works be stopped immediately where there is an actual or potential risk of harm to the environment, property and/or human health • Ensure that incidents are reported and investigated, and issues are resolved in accordance with the CEMP

5.1.3 Construction Contractor

The environmental responsibilities of the Construction Contractor are provided in Table 5.2.

Table 5.2: Construction Contractor roles and responsibilities

Role	Responsibility
Project Manager	<ul style="list-style-type: none"> • Ensure all works comply with relevant regulatory requirements, including compliance with the Infrastructure and Commonwealth Approvals, EPL and REMMs • Ensure the requirements of this CEMP and Sub-plans are fully implemented, and in particular, that environmental requirements are not secondary to other construction requirements • Liaise with National Intermodal, ER and other government authorities as required • Participate and provide guidance in the regular review of the CEMP and Sub-plans • Provide adequate resources (personnel, financial and technological) to ensure effective development, implementation and maintenance of this CEMP and the Sub-plans • Ensure that all personnel receive appropriate induction training, including details of the environmental and community requirements • Ensure that complaints are investigated to ensure effective resolution • Stop work immediately if an unacceptable impact on the environment is likely to occur • Point of contact in the event of an environmental site emergency

Role	Responsibility
Construction Manager	<ul style="list-style-type: none"> • 24-hour person of contact for environmental regulatory authorities • Plan construction works in a manner that avoids or minimises impact to environment • Ensure the requirements of this CEMP and Sub-plans are fully implemented • Ensure construction personnel manage construction works in accordance with statutory and approval requirements • Support the Construction Contractor's Environmental Advisor in achieving the Project environmental objectives • Ensure environmental management procedures and protection measures are implemented • Ensure all Project personnel attend an induction prior to commencing works • Liaise with National Intermodal, ER and other government authorities as required • Stop work immediately if an unacceptable impact on the environment is likely to occur • Point of contact in the event of an environmental site emergency • 24-hour person of contact for environmental regulatory authorities.
Site Supervisor	<ul style="list-style-type: none"> • Communicate with all personnel and sub-contractors regarding compliance with the CEMP and Sub-plans and site-specific environmental issues • Ensure all site workers attend an environmental induction prior to the commencement of works • Co-ordinate the implementation of the CEMP and the Sub-plans • Develop EWMS in consultation with Construction Contractor's Environmental Advisor • Co-ordinate the implementation and maintenance of pollution control measures • Identify resources required for implementation of the CEMP and the Sub-plans • Support the Construction Contractor's Environmental Advisor in achieving the Project environmental objectives • Report any activity that has resulted, or has the potential to result, in an environmental incident immediately to the Construction Contractor's Environmental Advisor • Co-ordinate action in emergency situations and allocate required resources • Stop activities where there is an actual or immediate risk of harm to the environment and advise the Construction Contractor's Construction Manager and Construction Contractor's Environmental Advisor • Present and participate in toolbox talks and meetings and train staff in their obligations under CEMP, Sub-plans, EWMS etc
Environmental Advisor	<ul style="list-style-type: none"> • Oversee the overall implementation of this CEMP and Sub-plans • Present and participate in toolbox talks and meetings (as required) • Ensure all relevant personnel have and understand the most up-to-date copy of this CEMP and Sub-plans • Report all incidents and unexpected finds • Ensure that any required actions arising from the detection of unexpected items (e.g., contamination, heritage) are effectively implemented • Conduct regular checks/inspections of the site to ensure environmental controls such as sediment controls and dust suppression are functioning effectively • Ensure all monitoring and reporting requirements are met and maintained • Act as a 24-hour contact (if other staff as outlined above are not available) • Assist with the preparation of the EWMS • Review minor Project refinements that are consistent with the Project EIS and RtS

Role	Responsibility
	<ul style="list-style-type: none"> Monitor the environmental performance of the Project in relation to National Intermodal requirements Provide guidance and where appropriate, monitor compliance with the CEMP and Sub-plans.
Specialist consultants	<ul style="list-style-type: none"> Project Ecologist (refer CBMP Appendix G for more detail) Project Archaeologist (refer to CHMP Appendix J for more detail) Noise consultant (refer to CNVMP Appendix I for more detail) EPA-accredited Site Auditor (refer to CCMP Appendix L for more detail) Certified Environmental Practitioner (Site Contamination) or Soil Science Australia Certified Professional Soil Scientist Contaminated Site Assessment and Management (CPSS CSAM) (refer to CCMP Appendix L for more detail) (if required)
Community Liaison Officer	<ul style="list-style-type: none"> Manage and maintain the Community Consultation Strategy Assist the Construction Contractor's Environmental Advisor and National Intermodal in consulting with regulatory agencies and community Communicate potential environmental impacts to the community and all stakeholders Manage the resolution of environmental complaints Act as a 24-hour contact (if other staff as outlined above are not available)
Subcontractors	<ul style="list-style-type: none"> Observe all legislative and statutory requirements relating to environmental protection Nominate site representatives to liaise with the Construction Contractor Project Manager / Construction Contractor Site Supervisor with respect to, and take responsibility for, environmental requirements for all site activities Adhere to the requirement of this CEMP and Sub-plans as it applies to their activities on the site Cooperate fully with site incident and reporting procedures
All Staff	<ul style="list-style-type: none"> Adhere to all aspects of the site induction and to directions from the Contractor Site Supervisor Work in accordance with the Contractor's systems and processes Comply with General Environmental Duty Comply with Cultural Heritage Duty of Care Comply with Contractor and project specific environmental requirements Report environmental issues, incidents or near misses to the Contractor Site Supervisor

5.1.4 Community Engagement Consultant

In order to ensure that stakeholders and the community have a single point of contact for concerns or enquiries relating to construction and/or environmental impacts across all component parts of the MLP development, the MLP partners have agreed to a single interface through the SIMTA Community Engagement Consultant (CEC) for the precinct.

The CEC will be responsible for all public communications relating to construction of the Project; they will be the central contact to keep nearby residential receivers and the CCC informed of the progress of the Project. Their responsibilities are as follows:

- Manage the relevant enquiries and complaints in accordance with the CCS
- Work with contractors in the organisation and delivery of community notifications and/or information dissemination

- Review contractor community relations materials, including notifications, letters, advertising, signs and factsheets
- Monitor, respond to and triage Project calls and emails
- Attend Community Consultative Committee meetings
- Work with Contractor's EM and CLM on environmental complaints received from the public.

Refer to the CCS for further details.

5.1.5 Subcontractor Management

The Construction Contractor will be responsible for environmental performance of the sub-contractor/s. The Construction Contractor will specify environmental requirements and responsibilities to sub-contractors in the contract documentation. The Construction Contractor's Environmental Advisor (or delegate) will participate in the tender assessment and selection process where it is deemed necessary due to associated environmental risks.

All sub-contractors are required to work in accordance with the approved CEMP and Sub-plans and the Construction Contractor will monitor sub-contractors to ensure that compliance with the CEMP and Sub-plans is achieved.

All sub-contractors are required to attend Project and/or site inductions where the requirements and obligations of the CEMP and Sub-plans are communicated. A record of all sub-contractors inducted will be maintained as part of the Project induction and training register.

All environmental documentation submitted by sub-contractors will be subject to review and approval by the Construction Contractor to ensure compliance with contract requirements and the NSW and Commonwealth CoA, EPL and REMMs before works may begin.

5.2 Competence, Awareness and Training

All workers on the site, including sub-contractors, shall be competent to conduct their work without harm to people, environment or assets. Workers shall complete all necessary site training and induction requirements before commencing work on site.

The Construction Contractor will be responsible for the maintenance and currency of all training material and training registers, including records of all workers' qualifications and training, undertaken on and off site. Each worker on the Project shall have copies of certificates of required prior training retained on their personal/training file. All training undertaken will have attendance records to assist with auditing purposes.

The primary CEMP training and awareness methods include, but are not limited to:

- Induction training
- Daily pre-start meeting
- Toolbox talks
- Role specific training.

Role-specific training and competency assessments for topics, such as chemical handling, noise monitoring and emergency response, are to be conducted and attended by workers who may need specialist training based on their project responsibilities.

These methods are described in more detail in the following sections. Other CEMP training and awareness methods may include:

- Daily coordination meetings
- Noticeboard bulletins
- Health Safety and Environment (HSE) alerts
- HSE observations
- Weekly project meetings.

5.2.1 Induction

Project specific environmental management requirements will be explained in Project inductions. All project workers must complete a Project induction as a component of their project onboarding. The Project induction includes general information and expectations, and provides details on site specific risks and general controls. The induction will include a presentation of the requirements of this CEMP.

The purpose of the induction is to ensure that, at a minimum, all site workers understand:

- Key issues relating to the Project and existing environment
- Concepts of due diligence and duty of care
- Approved hours of construction
- Relevant requirements of environmental documents and relevant conditions of environmental licences, permits and approvals
- Site specific issues, such as:
 - Location and protection of environmentally sensitive areas
 - Waste management and minimisation
 - Washing, refuelling and maintenance of vehicles, plant and equipment
 - Efficient use of plant, equipment and materials
 - Minimising potential environmental impacts including noise, air and water quality
 - Unauthorised clearance of vegetation outside the approved development footprint
 - Loss of threatened species habitat and threatened ecological communities
 - Fragmentation and fauna movement restrictions and exclusion in the boot land as a result of the construction of Moorebank Avenue
 - Injury and/or death of native fauna through interactions with construction vehicles/plant
 - Poor management of construction traffic, traffic arriving to site all at once, causing queueing on local roads
 - Not enough car parking is provided for the project and parking occurs along local streets impeding access for residents and commercial premises
 - Migration of contaminated material to surface water and groundwater as a result of the project
- Sediment and groundwater contamination
- Site-specific erosion and sedimentation controls, and use of spill kits to contain and clean up spills
- Site-specific heritage requirements and accidental discovery procedures

- Environmental emergency plans and incident reporting procedures for environmental harm / incidents
- Environmental protection offences and penalties, and duty to notify of environmental harm apply to all workers on the Project
- Roles and responsibilities relating to environmental management for the Project.

Attendance records of all training and briefing sessions will be maintained by the Construction Contractor Project Manager and provided to the National Intermodal Project Manager or Principal's Representative for their records.

A less detailed induction may be completed by site visitors who will not be undertaking work tasks, tailored to address the purpose and nature of the visit.

5.2.2 Toolbox Talks

Toolbox talks are topic-specific meetings that serve as a forum for the work crew to raise specific HSE concerns or issues and will be used to present pertinent project related topics. Toolbox talks will be undertaken weekly, and are used to:

- Obtain feedback on HSE performance from the workers, including subcontractors
- Provide feedback regarding HSE performance and matters
- Discuss and reinforce the requirements of the Construction Hazard Identification, HSE rules and procedures
- Communicate the results of HSE activities

Special toolbox meetings may follow an incident. These meetings will report on the findings and ensure any risks associated are understood and the necessary precautionary measures have been identified for each task to be conducted.

Participants in toolbox talks shall sign the attendance sheet. The attendance sheet shall be filed by the Construction Contractor Project Manager and provided to the National Intermodal Project Manager for their records.

5.2.3 Pre-start Meetings

Pre-start meetings are project team meetings that are undertaken every morning on site, and will address:

- Overview of the work to be performed during working hours
- Review of the EWMS for the tasks for the day's activities
- Any new hazards and risks
- HSE issues from the previous day
- Interfaces with other work
- Work restrictions – regarding time or place
- Emergency planning or provisions.

The Environmental Advisor will be responsible for providing regular Toolbox talks or pre-start meetings for topical aspects for high-risk activities that are relevant for the construction of the Project.

A pre-start risk assessment such as a Take 5 would be undertaken as part of pre-start meetings, as described below.

5.2.3.1 Pre-start Site Risk Assessment

The pre-start risk assessment is designed to ensure time is taken prior to the start of an activity to review the work-specific environmental aspects and impacts. The work crew must be included in the process to ensure critical environmental information is communicated and use their knowledge to identify any additional risks.

The pre-start risk assessment must be conducted on a daily basis at the start of work and repeated when there is a change in work scope or conditions. The process aims to:

- Communicate site requirements and HSE controls (e.g., permits, plans/studies and drawings)
- Identify job site specific aspects not captured and managed in the risk register
- Itemises the work that will be undertaken during the day, and where applicable, the following environmental related components:
 - Weather observations/forecast
 - Work area restrictions, activities that may affect the works
 - Fire Danger Rating for the day
 - Environmental focus for the day (e.g., housekeeping/litter clean-up, water management, dust control)
 - Feedback on environmental issues that have recently occurred within the area.
- Notices about up-and-coming events such as environment and community meetings, audits, environmental inspections
- Feedback on previous day's work practices
- Feedback from environment, community and stakeholder meetings

All workers work within the construction crew will sign onto the pre-start attendance record form.

5.2.4 Role Specific Training

Additional training will be given to staff who are responsible for technical activities such as, but not limited to:

- Erosion and sediment control installation, inspection and maintenance
- Chemical and hazardous substances handling
- Environmental monitoring described in this CEMP and sub-plans
- Traffic control
- Emergency response.

A training matrix will be prepared that identifies any training required for specific roles. Additional training will focus on training workers in the correct procedures for their technical activities and ensure that they are competent to carry out the task.

5.3 Working Hours

In accordance with NSW CoA E18 work will be undertaken during standard construction hours. These are replicated in Table 5.3. Work outside of standard construction hours would be subject to the Out of Hours Works Protocol provided in the CNVMP (refer to Appendix I CNVMP).

Table 5.3: Construction work hours

Construction hours	Monday to Friday	Saturday	Sunday / Public holiday
Standard construction hours	7 am to 6 pm	8 am to 1 pm	No work
Outside standard hours (day)	-	7 am to 8 am 1 pm to 6 pm	8 am to 6 pm
Outside standard hours (evening)	6 pm to 10 pm	6 pm to 10 pm	6 pm to 10 pm
Outside standard hours (night)	10 pm to 7 am	10 pm to 7 am	10 pm to 8 am

5.3.1 Highly Noise Intensive Work

Except as permitted by the NSW CoA E19 and the EPL, highly noise intensive works that result in an exceedance of the applicable Noise Management Level (NML) at the same receiver will only be undertaken:

- Monday to Friday between 8:00 am to 6:00 pm
- Saturday between 8:00 am to 1:00 pm
- Sunday not permitted
- If continuously, then not exceeding three hours, with a minimum cessation of work of not less than one hour.

Continuously includes any period during which there is less than one hour between ceasing and recommencing any of the work.

Further detail is provided in the CNVMP (refer to Appendix I).

5.3.2 Variation to Work Hours

In accordance with NSW CoA E20, work may be undertaken outside the hours specified in any of the following circumstances:

- **Safety and Emergencies**, including:
 - Deliver materials required by the NSW Police Force or other authority for safety reasons, or
 - Response to an emergency to avoid injury or the loss of life, to avoid damage or loss of property or to prevent environmental harm.

On becoming aware of the need for emergency work in accordance with the above, the Construction Contractor Project Manager would liaise with the National Intermodal Principal's Representative who would notify National Intermodal, the ER, the Planning Secretary and the EPA of the reasons for such work. This would include notification to affected sensitive land user(s) of likely noise and vibration impacts and duration of those work.

- **Low impact**, including:
 - Construction that causes LAeq(15 minute) noise levels:
 - No more than 5 dB(A) above the rating background level (RBL) at any residence in accordance with the ICNG
 - No more than the ‘Noise affected’ NMLs specified in Table 3 of the ICNG at other sensitive land user(s).
 - Construction that causes:
 - Continuous or impulsive vibration values, measured at the most affected residence are no more than the preferred values for human exposure to vibration, specified in Table 2.2 of *Assessing Vibration: a technical guideline* (DEC, 2006)
 - Intermittent vibration values measured at the most affected residence are no more than the preferred values for human exposure to vibration, specified in Table 2.4 of *Assessing Vibration: a technical guideline* (DEC, 2006).
- **By approval of Planning Secretary**, including:
 - Where different construction hours are permitted or required under an EPL in respect of the SSI
 - Work which is not subject to an EPL that is approved under an Out-of-Hours Work Protocol as required by Condition E21
 - Negotiated agreements with directly affected sensitive land user(s).

Further detail is provided in the CNVMP (refer to Appendix I).

5.4 Communication

All staff (including plant operators and truck drivers) and sub-contractor personnel working on the delivery of the Project will be required to behave in a courteous and professional manner when in dialogue with any community member. All personnel will be:

- Trained on how to respond to community queries
- Aware of and abide by the requirements for the release of information
- Advised on the identity of the community within which they are working prior to their involvement in the Construction Contractor’s work.

Community involvement obligations will be included in the site induction of all personnel working on the Project.

5.4.1 Community Communication Strategy

NSW CoA B3 requires the preparation of a Community Communication Strategy (CSS). The CCS is not a Sub-plan of the CEMP, however, it provides the mechanisms to facilitate communication about construction of the Project with the local community, businesses, nearby landowners and relevant agencies (including councils, EPA, EES Group, Heritage NSW, DPIE Water and Sydney Water etc) and will include how and when they will be engaged.

The CCS has been prepared to provide mechanisms to facilitate communication about construction and operation of the SSI with:

- The community (including adjoining affected landowners and businesses, and others directly impacted by the SSI)
- The relevant councils, EPA, EES Group, Heritage NSW, DPIE Water and Sydney Water, as applicable.

The CCS will be submitted to the Planning Secretary for approval no later than one month prior to commencement of construction of the Project.

Refer to the CCS for further information on stakeholder and community engagement.

5.4.2 Availability of Documentation

A Project website will be established before commencement of work and will be maintained for the duration of construction, and for a minimum of 24 months following the completion of construction. As required by NSW CoA B13, National Intermodal will make the following publicly available documentation on its Project website.

- Information on the current implementation status of the SSI
- A copy of the documents listed in NSW CoA A1, and any documentation relating to any modifications made to the SSI or the terms of SSI 10053
- A copy of the Infrastructure Approval (SSI 10053) in its original form, a current consolidated copy of this approval, including any approved modifications to its terms, and copies of any approval granted by the Minister to a modification of the terms of SSI 10053
- A copy of each statutory approval, licence or permit required and obtained in relation to the Project
- A copy of the most recently approved version of each document required under the terms of the Infrastructure Approval
- A copy of the reports of audits required under the terms of the Infrastructure Approval.

The Project website is: <https://moorebankintermodalprecinct.com.au/>

Where information or a document relates to a particular activity or is required to be implemented, it will be published before the commencement of the relevant activity to which it relates and before its implementation.

All information will be ordered in a logical sequence and easy to navigate.

5.4.3 Complaints Management and Response

As stated in NSW CoA B9, the following information must be made available to facilitate any enquiries or complaints one month before the commencement of work and thereafter, for 12 months after construction has elapsed:

- A 24- hour telephone number for the registration of complaints and enquiries about the SSI
- A postal address to which written complaints and enquires may be sent
- An email address to which electronic complaints and enquiries may be transmitted
- A mediation system for complaints unable to be resolved.

In addition, the above information must be accessible regardless of age, ethnicity, disability or literacy level.

Complaints and enquiries may be received directly from stakeholders to members of the Project team, or indirectly via the 24-Hour Project information line, email address or postal address. The procedure for recording, responding to, and managing complaints is included within the CCS, Section 6.2 and Appendix B.

In keeping with the 'single point of contact' approach to stakeholder management for the MLP, all concerns or enquiries relating to construction and/or environmental impacts relating to the Project will be received by the CEC (refer to Section 5.1.4). Complaints and enquiries will be logged in the Consultation Manager Database by the CEC and communicated to the Principal's Representative and Construction Contractor's Community Liaison Manager who will assist in the management of complaints and enquiries.

Details of all complaints received, and the actions taken in response to the complaints will be maintained on a register, with the following information recorded as a minimum:

- Number of complaints or enquiries received
- The date and time of complaint or enquiry
- The method by which the complaint or enquiry was lodged
- Personal details of the enquirer or complainant or members of group. If none provided, a note to that effect
- Nature of the enquiry or complaint
- Any actions taken to address the enquiry or complaint or members of group and if a resolution was reached (with or without mediation). If none taken, a reason for why no action was taken
- Any documentation relating to the enquiry or complaint or event

As required, complaint details, including type and corrective actions, will be communicated to site workers via toolbox talks and/or pre-start meetings (refer to Section 5.2), as appropriate.

The Complaints Register would be provided to the ER on a weekly basis, or as otherwise requested, and to the Planning Secretary upon request. It must be maintained and held for 12 months following the completion of construction.

5.4.4 Community Consultative Committee

The existing Community Consultive Committee, established for the MLP in accordance with *Community Consultative Committee Guidelines: State Significant Projects* (DPE, 2019), has been expanded to include the Project in accordance with NSW CoA B1. The CCC meets on a quarterly basis and will continue for the duration of construction.

5.4.5 Project Coordination

The Construction Contractors Project Manager will liaise with the relevant project manager at adjacent major project sites e.g., MPE and MPW, to coordinate disruptive construction activities to minimise potential cumulative environmental impacts as well as impacts to program.

6 INCIDENT MANAGEMENT AND EMERGENCY RESPONSE

6.1 Incident Management

6.1.1 Incident Classification

Incidents are defined as follows:

- **Notifiable incidents** are those incidents that:
 - Cause or threaten to cause material harm, where material harm is defined as:
 - Harm that involves *actual or potential harm* to the health or safety of human beings or to the environment that is not trivial, or
 - Harm that results in *actual or potential loss or property damage* of an amount, or amounts in aggregate, exceeding \$10,000, (such loss includes the reasonable costs and expenses that would be incurred in taking all reasonable and practicable measures to prevent, mitigate or make good harm to the environment), or
 - Have the potential to, or do, impact on one or more protected matter(s) other than as authorised by the Commonwealth Approval, or
 - Pollution incident as detailed in Part 5.7 of the POEO Act.
- **Non-notifiable incidents** are those that *do not trigger the threshold* (i.e. the definition of material harm) but have the potential to impact on human health and the environment. These incidents can generally be appropriately managed, have low severity impacts on the community and/or environment in the short-term (<1 month duration) and are fully reversible with no residual impacts.

Examples of impacts that meet these classifications are provided in Table 6.1. All incidents will be managed in accordance with Figure 6.1.

NOTE: This table is a guide only, and the definitions above should be relied upon when making a decision to notify.

Table 6.1: Environmental incident classification

Class	Direct Cost ⁴	Impact (examples – not all inclusive)
Non-notifiable incidents	Up to \$10,000	<ul style="list-style-type: none"> • Minor spills e.g. spillage of hydraulic fluid that is easily contained • Excessive dust during windy conditions which can be managed with suppression • Damaged sediment fences that may result in minor sedimentation into the surrounding area (but not impacting water ways) • Non-compliance with an approved management plan where non-compliance is administrative (refer to Section 7.2.1)
Notifiable incidents	More than \$10,000	<ul style="list-style-type: none"> • Contamination (e.g. large spills of fuel) impacting nearby water ways or groundwater • Clearance of vegetation, ecological communities or trees that have not been approved for removal by either the Infrastructure Approval or the Commonwealth Approval • Impacts to fauna (either individual species or communities) that are identified as threatened species (refer to CBMP in Appendix G)

⁴ Direct Costs: including clean up or implementing corrective action/s

Class	Direct Cost ⁴	Impact (examples – not all inclusive)
		<ul style="list-style-type: none"> • Knowingly damaging items of Aboriginal or non-Aboriginal Heritage (refer to CHMP in Appendix J) • Adverse community impacts (e.g. damaging property during construction) • An unexpected find that is not managed in accordance with relevant procedures / guidelines • Sedimentation of nearby water way • Contravention of a stop work order • Non-compliance with an approved management plan where non-compliance results in persistent failure to attain/maintain objectives and targets identified in Table 4.3 • An event that has the potential to, or does impact, Matters of National Environmental Significance other than as authorised by the Commonwealth Approval EPBC 2020-8839. • An environmental incident that indicates the Project is likely to receive a penalty notice or be subject to prosecution, and therefore requires escalation to the Secretary and National Intermodal Senior Management. • An environmental incident or unexpected find resulting from circumstances outside the scope of controls and of an activity e.g. weather event

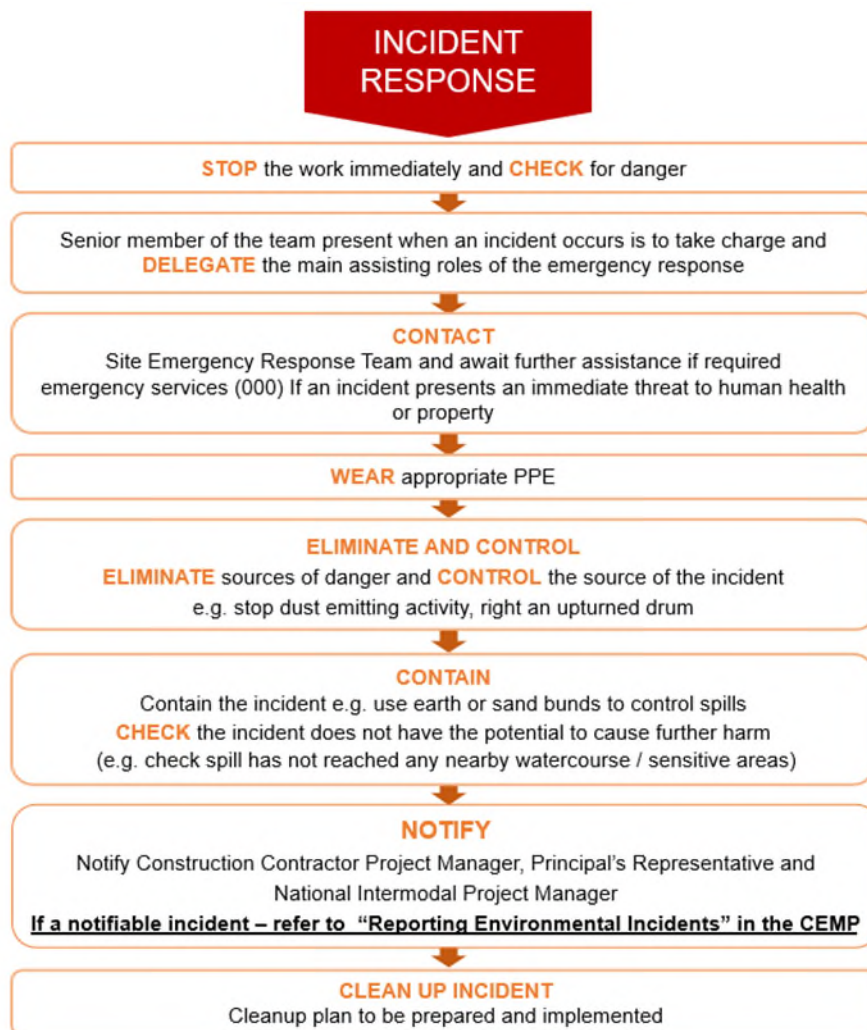


Figure 6.1: Overview of incident response

6.1.2 Reporting Environmental Incidents

Reporting of environmental incidents will be in accordance with Figure 6.2. A summary of notification requirements is provided in Table 6.4.

All potential incidents will be advised verbally immediately to the ER and Principal's Representative. Incident reports will then be prepared and include lessons learnt from each environmental incident and proposed measures to prevent the occurrence of a similar incident. All efforts will be undertaken immediately to avoid and reduce impacts of incidents and suitable controls put in place. Incidents will be closed out as quickly as possible, taking all required action to resolve each environmental incident.

Incidents that meet the criteria outlined in the NSW CoA and Commonwealth CoAs (refer to Table 6.1) will be advised verbally immediately to the ER and National Intermodal Project Manager / Delivery Team. Notifying all relevant authorities of incidents causing or threatening material harm to the environment will be required immediately after the person becomes aware of the incident in accordance with the requirements of Part 5.7 of the POEO Act. The procedures for notifications to DPE, EPA and DCCEE are provided below and summarised in Figure 6.2.

6.1.2.1 NSW DPE notification

As required under NSW CoA A40 and Appendix B of the Infrastructure Approval, the Planning Secretary must be notified via the Major Projects website immediately after National Intermodal becomes aware of a notifiable incident. The notification must:

- Identify the SSI, including the application number and the name of the SSI
- Set out the location and nature of the incident.

National Intermodal (or Construction Contractor as delegate) will provide the subsequent notification of the incident and reports will be submitted in accordance with the requirements set out in Appendix B of the Infrastructure Approval. This process is also summarised below:

- A written incident notification must be submitted to DPE via the Major Projects website within seven days after National Intermodal becomes aware of an incident. The written notification must:
 - Identify the SSI and application number
 - Provide details of the incident (date, time, location, a brief description of what occurred and why it is classified as an incident)
 - Identify how the incident was detected
 - Identify when the Proponent became aware of the incident
 - Identify any actual or potential non-compliance with terms of the approval
 - Describe what immediate steps were taken in relation to the incident
 - Identify further action that will be taken in relation to the incident
 - Identify a project contact for further communication regarding the incident.
- Within 30 days of the date on which the incident occurred or as otherwise agreed to by the Planning Secretary, National Intermodal or the Construction Contractor must provide the Planning Secretary and any relevant public authorities (as determined by the Planning Secretary) with a detailed report on the incident addressing all requirements, and such further reports as may be requested. The Incident Report must include:
 - A summary of the incident

- Outcomes of an incident investigation, including identification of the cause of the incident
- Details of the corrective and preventative actions that have been, or will be, implemented to address the incident and prevent recurrence
- Details of any communication with other stakeholders regarding the incident.

6.1.2.2 Commonwealth DCCEEW Notification

In accordance with Commonwealth CoA 17, National Intermodal or the Construction Contractor must notify the department in writing of any notifiable incident, non-compliance with the conditions or non-compliance with the commitments made in the CEMP and Sub-plans.

The notification must be given as soon as practicable, and no later than two business days after becoming aware of the incident or non-compliance.

The notification must specify:

- Any condition which is or may be in breach
- A short description of the incident and/or non-compliance
- The location (including co-ordinates), date, and time of the incident and/or non-compliance. In the event the exact information cannot be provided, provide the best information available.

National Intermodal with support from the Construction Contractor must provide a written report detailing the incident or non-compliance, the investigation followed, potential impacts and the corrective actions implemented as soon as practicable, but no later than 10 business days after becoming aware of the incident or non-compliance.

6.1.2.3 Agency notification under the POEO Act

The relevant authorities that must be notified for a material harm pollution incident are listed in Table 6.2 and Table 6.3. It is important to note the order of notification and phone numbers to use can vary depending on the nature of the pollution incident, as detailed in Table 6.2 and Table 6.3.

All of the authorities listed (whether considered relevant or not) must be contacted for each Material Harm pollution incident to satisfy POEO Act requirements. Penalties apply to both individuals and corporations for failing to notify material harm pollution incidents:

- Maximum penalty for individuals - \$500,000
- Maximum penalty for corporations - \$2,000,000.

Table 6.2: Authorities to notify for Material Harm pollution incidents that present an immediate threat to human health or property

Order	Authority	Contact Number
1	Fire and Rescue NSW	000
2	NSW EPA environment line	131 555
3	Ministry of Health (via the local Public Health Unit)	Contact 1300 066 055 to be directed to the local Public Health Unit, or visit the NSW Health Website
4	SafeWork NSW	131 050
5	The Appropriate Regulatory Authority, being either: <ul style="list-style-type: none"> • Local council • DPE 	Local council - contact Office of Local Government on 4428 4100, or visit the Office of Local Government website Via the Major Projects Portal

Table 6.3: Authorities to notify for Material Harm pollution incidents that DO NOT present an immediate threat to human health or property

Order	Authority	Contact Number	Responsibility
1	NSW EPA environment line	131 555	Construction Contractor
2	Liverpool City Council	1300 362 170	Construction Contractor
3	Ministry of Health (via the local Public Health Unit)	Contact 1300 066 055 to be directed to the local Public Health Unit, or visit the NSW Health Website	Construction Contractor
4	SafeWork NSW	131 050	Construction Contractor
5	Fire and Rescue NSW	1300 729 579	Construction Contractor
6	DPE	Via the Major Projects Portal or (02) 9995 6038 0427 749 597	National Intermodal Project Manager / Delivery Team

Section 150 of the POEO Act provides the information that needs to be notified, being:

- The time, date, nature, duration and location of the incident
- The location of the place where pollution is occurring or is likely to occur, the nature, the estimated quantity or volume and the concentration of any pollutants involved, if known
- The circumstances in which the incident occurred (including the cause of the incident, if known)
- The action taken or proposed to be taken to deal with the incident and any resulting pollution or threatened pollution, if known
- Other information prescribed by the regulations.

Only known information should be provided when notifying of a material harm pollution incident. If further information becomes known after the initial notification, that information must immediately be notified to all authorities in accordance with Section 150. The immediate verbal notification is to be followed by written notification to each relevant authority within seven days of the date on which the incident occurred.

Complying with these notification requirements does not remove the need to comply with any other legislative requirements for incident notification (e.g. requirements under the conditions of an EPL or the Work Health and Safety Act 2011).

6.1.3 Incident Investigation and Corrective Action

Investigations on any incidents will be conducted and action plans established to ensure that the incident does not occur again. Environmental investigation report will include:

- A summary of the incident
- Identification of the cause, extent and responsibility of the incident
- Details of the corrective and preventative actions that have been, or will be, implemented to address the incident and prevent recurrence

- Identification of the personnel responsible for carrying out the corrective action
- Implementation or modification of controls necessary to avoid a repeat occurrence of the incident
- Recording of any changes in written procedures required.

Where there are lessons learnt from the investigation or current procedures are identified as being ineffective, the CEMP and relevant Sub-plan will be revised by the Construction Contractor Environmental Advisor to include the improved procedures or requirement.

Corrective actions must be reported back to DPE, EPA, National Intermodal, the ER, the Principal's Representative and Construction Contractor Project Manager. In addition, upon the completion of the investigation, the findings and recommendations must be distributed to the relevant work groups for discussion at a toolbox meeting (refer to Section 5.2).

An overview of the incident identification and notification process is provided in Figure 6.2.

6.1.4 Recording Incidents

All incidents (both notifiable and non-notifiable) and non-compliances will be recorded and maintained within the Complaints and Incident Management Database. The database will also include details of any corrective actions, lessons learnt and close out of the incident or complaint.

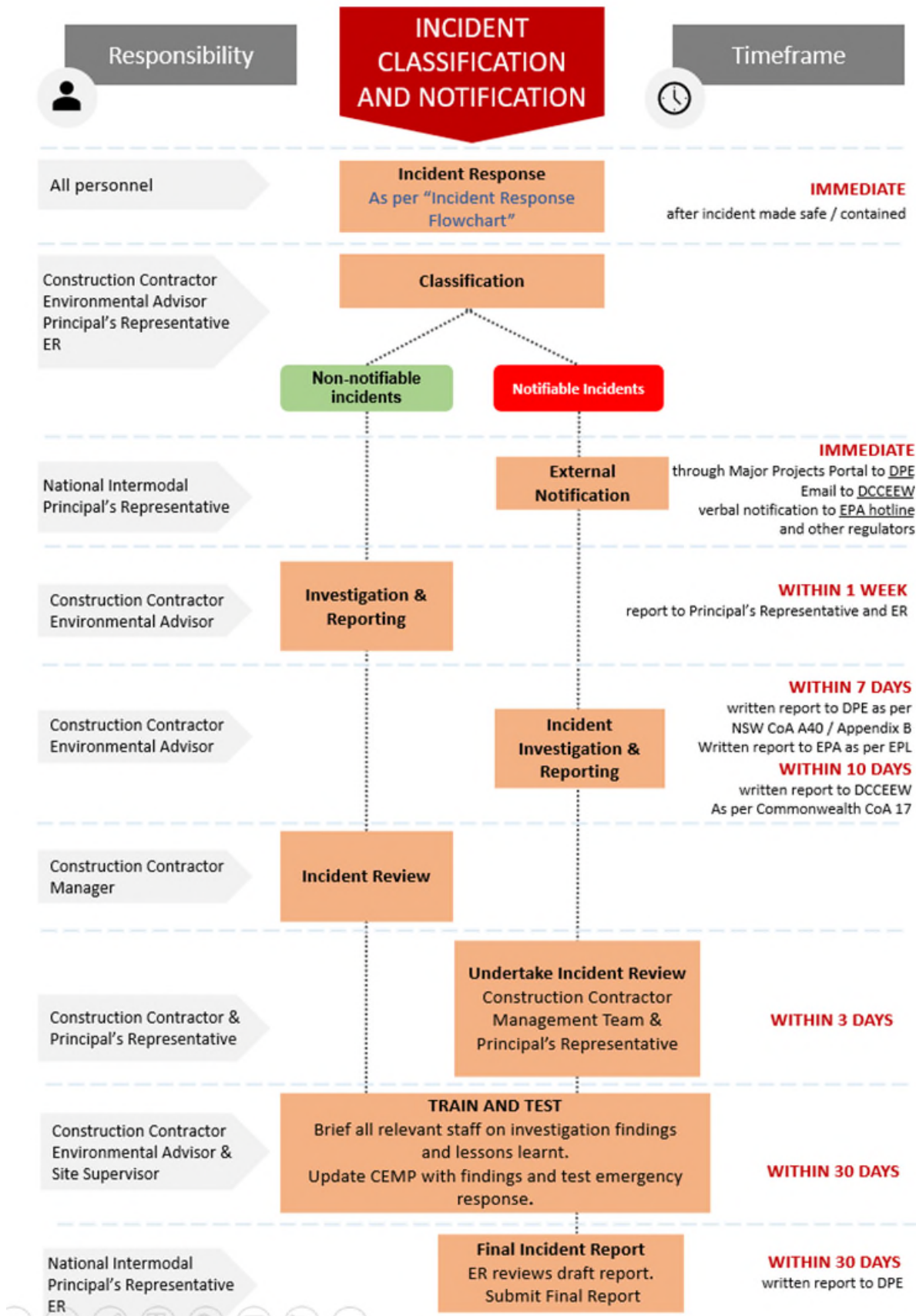


Figure 6.2: Overview of incident investigation and reporting

Table 6.4: Summary of requirements for incident notification and reporting

Incident type	Notify	Notification timeframe	Notification responsibility	Written report	Written report timeframe	Written report responsibility
Regulatory action (material harm under the POEO Act)						
Environmental spills	EPA environment line	Within 24 hours	Construction Contractor National Intermodal Project Manager / Delivery Team	In accordance with the EPL	Within seven days	Construction Contractor
	Secretary of DPE	As soon as possible after the Proponent becomes aware of an incident.	National Intermodal Project Manager / Delivery Team (via the Major Projects Portal)	In accordance with NSW CoA A40 and A41: <ul style="list-style-type: none"> Written notification report Detailed incident report 	In accordance with NSW CoA A40 and A41: <ul style="list-style-type: none"> Within 7 days Within 30 days 	Construction Contractor National Intermodal Project Manager / Delivery Team
Regulatory action (other than material harm under the POEO Act):						
Discovery of Aboriginal objects	RAPs Heritage NSW	As soon as practical	Construction Contractor National Intermodal Project Manager / Delivery Team	In accordance with NSW CoA A40 and A41: <ul style="list-style-type: none"> Written notification report Detailed incident report 	In accordance with NSW CoA A40 and A41: <ul style="list-style-type: none"> Within 7 days Within 30 days 	Construction Contractor National Intermodal Project Manager / Delivery Team
Discovery of all human remains	NSW Police Heritage NSW RAPs	Immediately	Construction Contractor National Intermodal Project Manager / Delivery Team	As determined by Heritage NSW	As determined by Heritage NSW	Construction Contractor National Intermodal Project Manager / Delivery Team
Contamination (unexpected finds)	EPA	Immediately	Construction Contractor National Intermodal Project Manager / Delivery Team	In accordance with the requirements of the EPL	In accordance with the requirements of the EPL	Construction Contractor National Intermodal Project Manager / Delivery Team
Fire on site as a result of Project activities	NSW Rural Fire Service Emergency Services	Immediately	Construction Contractor	In accordance with NSW CoA A40 and A41: <ul style="list-style-type: none"> Written notification report Detailed incident report 	In accordance with NSW CoA A40 and A41: <ul style="list-style-type: none"> Within 7 days Within 30 days 	Construction Contractor

Incident type	Notify	Notification timeframe	Notification responsibility	Written report	Written report timeframe	Written report responsibility
Any notifiable incident (as defined in the NSW Infrastructure Approval)	Secretary of DPE Minister for DCCEEW	Immediately	National Intermodal Project Manager / Delivery Team	In accordance with NSW CoA A40 and A41: <ul style="list-style-type: none"> Written notification report Detailed incident report 	In accordance with NSW CoA A40 and A41: <ul style="list-style-type: none"> Within 7 days Within 30 days 	Construction Contractor National Intermodal Project Manager / Delivery Team
Incident affecting protected matters	Secretary of DPE	Immediately	National Intermodal Project Manager / Delivery Team	In accordance with NSW CoA A40 and A41: <ul style="list-style-type: none"> Written notification report Detailed incident report 	In accordance with NSW CoA A40 and A41: <ul style="list-style-type: none"> Within 7 days Within 30 days 	Construction Contractor National Intermodal Project Manager / Delivery Team
Incident affecting protected matters	Minister for DCCEEW	As soon as practicable, and no later than 2 business days after becoming aware of the incident	National Intermodal Project Manager / Delivery Team	In accordance with Commonwealth CoA 17	No later than 10 business days after becoming aware of the incident or non-compliance.	Construction Contractor National Intermodal Project Manager / Delivery Team
Non-notifiable incidents						
Incidents as listed in Table 6.1	ER Principals Representative	Immediately	Construction Contractor Construction Contractor Environmental Advisor	If required, will be undertaken in accordance with EMS requirements	If required, will be undertaken in accordance with EMS requirements	Construction Contractor Construction Contractor Environmental Advisor

6.2 Emergency Response

The Construction Contractor must develop an Emergency Preparedness and Response Management Plan (ERP). The emergency response plan will identify:

- Potential emergency situations
- Emergency protocols
- Training and preparedness (including testing of the ERP)
- Incident management
- Incident notification
- Investigation and reporting.

The Construction Contractor will nominate a Site Emergency Contact and an alternate contact that will be available 24-hours a day, seven days a week. The Site Emergency Contact has the authority to stop and direct works. Emergency contact details are included in Section 6.2.1. Additionally, a Pollution Incident Response Management Plan (PIRMP) is required under the EPL for the Project. This is described in more detail in Section 6.2.2.

6.2.1 Emergency Contacts

Contact details for key project personnel to be contacted in the event of an incident or emergency are listed in Table 6.5, while primary emergency contact numbers are provided in Table 6.6.

Table 6.5: Key Project contacts for incidents and emergencies

Role	Contact details
National Intermodal Project Manager	Refer to construction compound notice board
Principal's Representative	
Construction Contractor Project Manager	
Contractor Construction Manager	
Construction Contractor Site Supervisor	
Construction Contractor Environmental Advisor	
Environmental Representative	

Table 6.6: Agency and Council emergency contacts

Agency	Contact details
Fire brigade	000
Ambulance	000
Police (Emergency Contact Line)	000
Police (Liverpool Police Station)	(02) 9765 9499
EPA Pollution Hotline	131 555
State Emergency Service	132 500
SafeWork NSW	131 050

Agency	Contact details
Liverpool Hospital	(07) 8738 3000
NSW Fire and Rescue	(02) 9824 0521
WIRES Rescue Office	1300 094 737
Liverpool City Council	(02) 4429 3111 or out of hours: (02) 4421 3100
National Parks and Wildlife (Aboriginal heritage unexpected find)	131 555 02 9995 5555
Heritage Council of NSW (Non-Aboriginal heritage unexpected find)	131 555 02 9873 8500
Department of Defence	To be confirmed
Rail	To be confirmed

6.2.2 Pollution Incident Response Management Plan

Pollution incidents will also be managed in accordance with the PIRMP, to be prepared by the Construction Contractor as required by the EPL prior to the commencement of construction. The PIRMP will be reviewed by the Principal's Representative prior to construction commencing. The PIRMP will be prepared and tested in accordance with *Environmental guidelines: Preparation of pollution incident response management plans (EPA, 2012)*.

The Construction Contractors' PIRMPs will document the procedures to be followed in the event of an environmental emergency including:

- The names and contact details (including all-hours telephone numbers) for emergency response personnel
- Response personnel responsibilities
- Contact details for emergency services (ambulance, fire brigade, spill clean-up services)
- The location of on-site information on hazardous materials, including Safety Data Sheets and spill containment materials
- Steps to following to minimise damage and control and environmental emergency
- Instructions and contact details for notifying relevant government agencies, local councils and, if necessary, nearby residents
- Include measures to avoid spillages of fuels, chemicals, and fluids onto any surfaces or into any adjacent waterways.

All necessary contact numbers will be identified in advance and stored for immediate access should a pollution incident need to be notified. These contact numbers will also be identified in the PIRMP prepared for the Project by the Construction Contractor in accordance with the EPL.

7 MONITORING AND REVIEW

7.1 Monitoring and Inspections

Regular monitoring will be undertaken to monitor the performance of the environmental aspects outlined in Section 4.1. Monitoring will be through a series of formal and informal inspections and monitoring of specific environmental aspects (e.g., noise, surface water quality) at regular intervals.

7.1.1 Inspections

Inspections are used to verify that the controls outlined in this CEMP and Sub-plans are in place and working effectively. Regular environmental inspections will be undertaken by the Construction Contractor Site Supervisor and Environmental Advisor, ER, and Principal's Representative. Table 7.1 provides a summary of the inspections required for the Project.

Table 7.1: Summary of inspections

Inspection Type	Frequency	Focus	Responsibility	Record
General				
ER Inspection	Weekly/ fortnightly	Compliance with CoCs	ER	ER Inspection Report
Site environmental inspection	Weekly	Work next to or within sensitive areas and high-risk activities Erosion and sediment controls Dust emission	Construction Contractor Environmental Advisor Construction Contractor Site Supervisor	Inspection checklist
Principal's Representative Inspection	Weekly	Compliance with CoCs and Commonwealth Approvals	Principal's Representative	Principal's Representative Report
Plant and equipment inspections	Prior to arriving on site	Maintenance schedules	Contractor Site Supervisor	Maintenance forms
General inspection by National Intermodal	As required	National Intermodal Representative	Inspection report	-
Third-party agency inspections (for example EPA or DPE)	Occasionally / as required	General construction activities	Principal's Representative Construction Contractor Environmental Advisor	Inspection report
Soil and water management				
Rainfall (pre and post)	Detailed within CSWMP	Erosion and sediment controls – checking effectiveness and general maintenance	Construction Contractor Environmental Advisor	Inspection checklist
Pre-shutdown and pre-start up inspections (for example Christmas and Easter)	Detailed within CSWMP Prior to any extended holiday periods	Erosion and sediment controls – checking effectiveness and general maintenance	Construction Contractor Environmental Advisor	Inspection checklist

Inspection Type	Frequency	Focus	Responsibility	Record
Biodiversity				
Pre-clearing inspections	Detailed within CBMP	Clearing activities	Project Ecologist	Pre-clearance report
Post-clearing	Detailed within CBMP	Clearing activities	Project Ecologist	Post-clearance report

Any non-conformances/non-compliances are recorded on the inspection form and the cause investigated by the Construction Contractor Site Supervisor and ER (if appropriate). Corrective and/or preventative action will be recommended by the person undertaking the inspection and the effectiveness of the corrective and/or preventative action assessed at the next Site inspection.

Inspection results shall be reported and addressed as part of ongoing project management, including non-compliance and corrective action management.

7.1.2 Monitoring

Monitoring (sampling) is undertaken in accordance with the relevant Monitoring Programme (e.g., noise) or in accordance with the relevant Sub-plans. Table 7.2 provides a summary of monitoring to be undertaken during construction.

Table 7.2: Summary of monitoring activities

Monitoring Type	Frequency	Focus	Responsibility	Record
Noise and vibration				
Attended noise and vibration monitoring	As required and detailed in CNVMP and monitoring program	Where verification monitoring is triggered as an additional mitigation measure	Construction Contractor Environmental Advisor Noise consultant	Monitoring report with analysis of results
Attended noise and vibration monitoring	As required	In response to a complaint	Construction Contractor Environmental Advisor Noise consultant	Monitoring report with analysis of results
Water				
Water quality monitoring	As per EPL (still to be issued) As detailed in the CSWMP	During periods when rainfall results in any discharge from the site or when discharging from a point source	Construction Contractor Environmental Advisor Construction Contractor Site Supervisor	Monthly Environmental Report
Waste				
Waste	Weekly	Waste volumes and types	Construction Contractor Environmental Advisor Construction Contractor Site Supervisor	Waste tracking register
Bushfire				
Bushfire monitoring	As per the CBFMP	Monitoring of bushfires in the area (FiresNearMe app)	Construction Contractor Site Supervisor	Monthly Environmental Report

Monitoring Type	Frequency	Focus	Responsibility	Record
Water				
Spoil haulage	Real-time	Locations of all heavy vehicles used for spoil haulage	Construction Contractor Site Supervisor	Log of trips
Spoil	Monthly	Spoil volumes and destinations	Construction Contractor Environmental Advisor Construction Contractor Site Supervisor	Spoil tracking register

All monitoring is undertaken using standard monitoring techniques and calibrated equipment operated by trained personnel. Analysis of samples (if required) will be undertaken in accordance with the requirements of the EPL and the relevant Sub-plan.

The Noise Monitoring Program will be endorsed by the ER and submitted to the Planning Secretary for approval at least one month before commencement of construction, in accordance with NSW CoA C14. Construction will not commence until the Planning Secretary has approved the Noise Monitoring Program.

The Noise Monitoring Program, as approved by the Planning Secretary including any minor amendments approved by the ER, will be implemented for the duration of construction and for any longer period set out in the monitoring program or specified by the Planning Secretary, whichever is the greater. All monitoring (sampling) results will be maintained at the Site for the duration of construction.

7.2 Non-Compliances and Corrective Actions

7.2.1 Non-compliances

A non-compliance is an occurrence, set of circumstances or development that is a breach of the Infrastructure Approval (including the CEMP, Sub-plans and monitoring programs approved by the Secretary), the EPBC Approval, the REMM, and other applicable permits (e.g. EPL) and relevant legislation (Appendix C). However, as with incident classification (refer to Section 6.1.1) not all non-compliances of the CEMP and Sub-plan are required to be notified to the relevant agencies. As such, non-compliances are classified as either non-notifiable or notifiable.

- **Notifiable non-compliances** is an occurrence, set of circumstances or development that is a breach of any CoA (NSW or Commonwealth), REMM, licence condition (where applicable), permit or any other statutory approval relevant to the activity and/or area where the activity occurs and triggers a specific statutory requirement to notify a regulatory authority i.e. under NSW CoA A40-A43 and Commonwealth CoA 17. This will also include any material non-compliance against the CEMP and other plans strategies and monitoring programs required by the CoA.
- **Non-notifiable non-compliances** are those incidences where aspects of the CEMP or Sub-plan are not complied with and are unlikely to cause *potential harm* to the health or safety of human beings or to the environment. These non-compliances tend to be administrative in nature and can be appropriately managed and corrected. These include, but are not limited to, observation or opportunities for improvement that are identified and raised through processes such as monitoring, inspections, audits, incidents and complaints. This mechanism allows for opportunities for improvement to be identified and acted upon.

Potential non-compliances can be identified by anyone and will be reported to the Construction Contractor's Environmental Advisor as a potential non-compliance. Whether the occurrence, set of circumstances, or

development requires to be notified to the DPE or DCCEEW as a non-compliance, will be determined in consultation with the ER, Principal's Representative and National Intermodal (if required).

The Construction Contractor's Environmental Advisor is responsible for maintaining compliance records as current at the point of use. The Construction Contractor will provide National Intermodal, the Principal's Representative and the ER with a copy of all compliance records to satisfy the requirements of the NSW CoA and Commonwealth CoA. National Intermodal is required to maintain accurate and complete compliance records.

Any non-compliance will be managed as an incident in accordance with the process described in Section 6.1 and Figure 6.2. Non-compliances raised through the audit process will be managed in accordance with Section 7.3.2.1 and 7.3.2.2.

7.2.1.1 NSW DPE Non-compliance Notification

The Planning Secretary must be notified via the Major Projects website within seven days after National Intermodal becomes aware of any non-compliance (NSW CoA A42). The notification must:

- Identify the SSI (including the application number and the name of the SSI if it has one)
- Set out the condition/s that is non-compliant
- The nature of the breach
- The reason for the non-compliance (if known) and
- What actions have been, or will be, undertaken to address the non-compliance.

NOTE: NSW CoA A43 states that a non-compliance which has been notified as an incident does not need to also be notified as a non-compliance. Refer to Section 6.1 for more information.

7.2.1.2 DCCEEW Non-compliance Notification

National Intermodal must notify DCCEEW in writing any non-compliance with the NSW and Commonwealth CoA or with the commitments made in the CEMP and Sub-plans.

The notification must be given as soon as practicable, and no later than two business days after becoming aware of the non-compliance (Commonwealth CoA 17). The notification must specify:

- Any condition which is or may be in breach
- A short description of the incident and/or non-compliance
- The location (including co-ordinates), date, and time of the non-compliance.

In the event the exact information cannot be provided, provide the best information available.

National Intermodal or the Construction Contractor will provide the details of the non-compliance with CoA or with the CEMP and Sub-plan as soon as practicable and no later than 10 business days after becoming aware of the non-compliance, specifying (Commonwealth CoA 18):

- Any corrective action or investigation undertaken or will be undertaken in the immediate future
- The potential impacts of the non-compliance
- The method and timing of any remedial action that will be undertaken.

7.2.1.3 EPA Non-compliance Notification and Reporting

As discussed in Section 6.1.2.2, the EPA will be notified of any pollution incident that represents a threat or potential threat of material environmental harm or harm to human health.

Under the EPL, an annual compliance statement detailing compliance with licence conditions over the previous reporting period is required. Annual returns are legally binding statements and can be lodged online via [eConnect EPA](#). The annual compliance statement will include any non-compliances.

For non-compliances with the potential to result in environmental harm, the EPA may decide to issue a penalty notice or consider taking prosecution action. In order to drive environmental improvements, licensees may also be required to undertake a pollution reduction program. Where the non-compliance is minor, the EPA may choose to issue a formal warning.

7.2.2 Corrective Actions

Corrective actions raised in relation to incidents and near misses will be entered, tracked and closed out through the Complaints and Incident Management Database.

All non-compliances and corrective actions, irrespective of type, will be entered into the Corrective Action Register, tracked and closed out and must be reported to the Principal's Representative and National Intermodal.

7.3 Auditing

7.3.1 Internal Auditing

Project specific audits will be undertaken by the Construction Contractor on a 6-monthly basis and in response to other contract requirements, environmental incidents and regulatory requirements. Project specific audits are required to be undertaken by a competent and trained person(s). The need for technical specialist involvement in audits would be determined on the basis of the audit scope.

Following an environmental audit, the audit report will be circulated to relevant personnel detailing the audit findings, including any non-compliances, corrective actions or opportunities for improvement. A timeframe for addressing audit actions will be agreed to by management and the ER, and audit actions are to be reviewed by the ER to ensure they have been adequately addressed and closed out.

7.3.2 Independent Environmental Audit

Independent external audits will be undertaken to assess the effectiveness of environmental controls and compliance with the NSW and Commonwealth CoA. These requirements are summarised below.

7.3.2.1 NSW Independent Audits

NSW CoA A34-A39 detail the requirements for independent environmental auditing

- Proposed independent auditors must be agreed to in writing by the Planning Secretary before the commencement of an Independent Audit. This condition does not apply to the engagement of auditors required under NSW CoA E58 (Site Auditors – refer to Appendix L CCMP).
- Independent Audits must be conducted and carried out in accordance with the *Independent Audit Post Approval Requirements* (DPIE, 2020) (Audit Guideline). An audit report will be prepared following each audit.

- The Planning Secretary may require the initial and subsequent Independent Audits to be undertaken at different times upon giving at least four weeks' notice (or timing as stipulated by the Planning Secretary) to the Proponent of the date upon which the audit must be commenced.
- As required by the Audit Guideline (DPIE, 2020), the National Intermodal, with assistance from the Construction Contractor, will:
 - review and respond to each Independent Audit Report
 - submit the response to the Planning Secretary
 - make each Independent Audit Report and response to it publicly available 60 days after submission to the Planning Secretary, or as otherwise agreed by the Planning Secretary.

The Independent Audit Reports and the National Intermodals response to audit findings must be submitted to the Planning Secretary within two months of undertaking the independent audit site as outlined in the Audit Guideline (DPIE, 2020).

7.3.2.2 Commonwealth Independent Audits

Commonwealth CoA 19 requires that National Intermodal conduct independent audits of compliance as requested in writing by the Minister. For each independent audit, National Intermodal must provide to the Minister the name and qualifications of the independent auditor and the draft audit criteria and only commence the independent audit once the audit criteria have been approved in writing. An audit report must be provided within the timeframe specified in the approved audit criteria.

The audit report must be made available on the Project website within 10 business days of receiving approval of the audit report. The audit report must remain published on the website until the end date of the Commonwealth Approval (Commonwealth CoA 21). National Intermodal must notify the department within 30 days of making the audit report available on the Project website (Commonwealth CoA 22).

7.4 Reporting

Compliance reporting is required to produce systematic, comprehensive and informative reports on the environmental performance during construction and in line with relevant legislative requirements. Reporting requirements are summarised in Table 7.3.

Table 7.3: Summary of reporting requirements

Report	Frequency	Responsibility	Reference
General			
Notification of commencement	Once off prior to construction and operation	National Intermodal	NSW CoA A33
Environmental progress report	Monthly	Construction Contractor Environmental Advisor	Internal
Compliance Reporting			
ER Report	Monthly	ER	NSW CoA A33
Independent Audit	As required	independent Auditor	NSW CoA A38
Incident notification and reporting	Following a reportable incident	National Intermodal Construction Contractor Environmental Advisor	NSW CoA A41 NSW CoA Appendix B

Report	Frequency	Responsibility	Reference
General			
Non-compliance notification and reporting	Following the identification of a non-compliance	National Intermodal Construction Contractor Environmental Advisor	NSW CoA A42 Commonwealth CoA 17-18
Construction Noise Monitoring Report	As detailed in the noise monitoring program	Construction Contractor Environmental Advisor Noise Consultant	NSW CoA C17
Compliance Report	Annual	National Intermodal Construction Contractor Environmental Advisor	Commonwealth CoA 16 Section 7.4.1
Sub-plan reporting requirements			
Unexpected finds (heritage)	As required by the unexpected finds procedure	Construction Contractor Environmental Advisor Heritage Consultant	NSW CoA E15 CHMP
Unexpected finds (contamination)	As required by the unexpected finds procedure	Construction Contractor Environmental Advisor Consultants	NSW CoA E43 CCMP
Validation Report	If remediation is required	Consultant	NSW CoA E39
Road Dilapidation Report	As required	Consultant	NSW CoA E51 CTTMP
Heritage salvage report	Following salvage or movement of heritage items	Archaeologist	CHMP

7.4.1 Commonwealth Compliance Reporting

In accordance with Commonwealth CoA 16, National Intermodal must prepare a compliance report for each 12-month period for the life of the approval, following the date of commencement of the action, or otherwise in accordance with an annual date that has been agreed to in writing by the Commonwealth Minister.

National Intermodal must:

- Publish each compliance report on the website within 60 business days following the relevant 12-month period
- Notify the department by email that a compliance report has been published on the website and provide the weblink for the compliance report within 5 business days of the date of publication
- Keep all compliance reports publicly available on the website until this approval expires
- Exclude or redact sensitive ecological data from compliance reports published on the website
- Where any sensitive ecological data has been excluded from the version published, submit the full compliance report to the department within 5 business days of publication.

7.5 Review and Continuous Improvement

Continual improvement of this CEMP will be completed as part of the records and reporting process described in the sections above. The continual improvement process will aim to:

- Identify areas of opportunity for improvement of environmental management and performance
- Determine the cause or causes of non-compliances and incidents
- Develop and implement a plan of corrective action to address any non-compliances and incidents
- Verify the effectiveness of the corrective actions
- Document any changes in procedures resulting from process improvement

7.5.1 Updates and amendments

This CEMP is a live document and will be updated periodically if new technology emerges, new environmental legislation, and standards for environmental performance are adopted industry wide that justify an update. Any proposed updates will be provided to the National Intermodal Project Manager, ER, DPE and other stakeholders as relevant.

Key events that will trigger a requirement to review, and if necessary, revise this CEMP include:

- Findings from incidents and non-compliances
- Findings from inspections and internal/external auditing processes
- Findings from additional investigations or surveys
- As requested by National Intermodal Project Manager, Principal's Representative, ER and/or DPE

Where appropriate and as per NSW CoA A31 (i), the ER may provide approval for minor amendments to the CEMP and Sub-plans that:

- Do not increase impacts to nearby receivers
- Are of an administrative nature
- Are consistent with the terms of the Infrastructure Approval, the CEMP, CEMP Sub-plans and monitoring programs approved by the Planning Secretary.

Changes to the Project may also occur such as through detailed design development or construction methodology. This may trigger the need to undertake a consistency assessment or modification to the Infrastructure Approval, and subsequently an update to the CEMP and Sub-plans.

The CEMP will be reviewed as a minimum at the commencement of each phase and activity identified in Table 2.1 and Table 2.1 following a review of the risk register as described in Section 4.2.

New environmental aspects and impacts that are identified, surveys, or detailed design development will be incorporated into the CEMP and associated Sub-plans as relevant. Changes may trigger a requirement to undertake a consistency assessments or modifications to the Project approval. will be discussed within the appropriate aspect specific Sub-Plan.

If boundary changes are required, this will be incorporated into this CEMP, as well as the aspects specific Sub-plan.

APPENDIX A ER Endorsement of the CEMP



13 February 2023

Our Ref: 2205.L2

National Intermodal Corporation
Senior Manager – Planning and Environment
Attention: Westley Owers

Dear Westley

**SSI 10053 - Moorebank Avenue Realignment Works (MARW)
Environmental Representative (ER) - Review of the Construction Environmental
Management Plan**

Pursuant to SSI10053 Conditions of Approval (CoA) A31(d) and C2, I confirm that I have reviewed the following documentation to be submitted to the Planning Secretary for approval:

- National Intermodal Corporation, Moorebank Avenue Realignment Works, Construction Environmental Management Plan, Version E, dated 6 February 2023.

In my opinion the document is consistent with the requirements included in or required under the terms of the SSI10053 Conditions of Approval.

Yours sincerely,

Maurice Pignatelli
Environmental Representative – MARW Project
OptimE Pty Ltd





12 February 2025

Our Ref: 2205.L13.2

National Intermodal Corporation
Senior Manager – Planning and Environment
Attention: Westley Owers

Dear Westley

**SSI 10053 - Moorebank Avenue Realignment Works (MARW)
Environmental Representative (ER) – Approved amendments to the Construction
Environmental Management Plan (CEMP) and associated sub-plans and monitoring
programs**

National Intermodal Corporation (NIC) has updated the CEMP and associated sub-plans and monitoring programs approved by the Secretary to reflect the following documents:

- Moorebank Avenue Realignment Works (MARW) Division 5.2 Consistency Assessment – Proposed Design and Boundary Changes, Revision E, 16 July 2024
- Artefact Moorebank Avenue Realignment Works Surface Collection Completion Memo, 30 August 2024
- Moorebank Avenue Realignment Project Remediation Action Plan (Rev C), 5 July 2024
- Variation to EPBC 2020-8839 approved by the Minister for the Environment and Water on 14 January 2025.
- Approval of variation to the conditions attached to the Environment Protection and Biodiversity Conservation (EPBC) Act 1999 approval 2020/8839, dated 14 January 2025.

A summary of the amendments, prepared by Arcadis, is provided as Attachment A to this letter.

The ER was requested by NIC to review the updated CEMP and associated sub-plans and monitoring programs and if the updates were considered by the ER to be consistent with SSI10053 Conditions of Approval (CoA) A31(i), to approve the amendments.

Pursuant to SSI10053 CoA A31(i), I confirm that I have reviewed the following MARW documentation:

- Construction Environmental Management Plan, Version F, dated 22 January 2025
- Construction Air Quality Management Plan, Version F, dated 22 January 2025



- Construction Bushfire Management Plan, Version F, dated 22 January 2025
- Construction Biodiversity Management Plan, Version H, dated 22 January 2025
- Construction Contamination Management Plan, Version E, dated 22 January 2025
- Construction Heritage Management Plan, Version I, dated 22 January 2025
- Construction Noise and Vibration Management Plan, Version H, dated 22 January 2025 and associated Construction Noise and Vibration Monitoring Program, Version H, dated 22 January 2025
- Construction Soil and Water Management Plan, Version E, dated 22 January 2025 and associated Construction Surface Water Monitoring Program, Version E, dated 22 January 2025
- Construction Traffic and Transport Management Plan, Version H, dated 22 January 2025
- Construction Waste and Resource Management Plan, Version H, dated 22 January 2025.

In my opinion, the amendments to the approved CEMP and associated subplans and monitoring programs do not increase impacts to nearby receivers, are of an administrative nature, and are consistent with the terms of SSI10053. On this basis, I approve the amendments.

Yours sincerely,



Maurice Pignatelli
Environmental Representative – MARW Project
OptimE Pty Ltd

Attachment A - MARW CEMP and Sub-plan minor updates, Q4 2024

Date 12 February 2025
To Maurice Pignatelli
From Jamie Crawford
Copy to Gail Hall, Wes Owers, Ben Bracken
Subject MARW CEMP and Sub-plan minor updates, Q4 2024

CEMP AND SUB-PLAN MINOR ADMENDMENTS

The MARW CEMP and Sub-plans have been updated to reflect the following:

- Moorebank Avenue Realignment Works (MARW) Division 5.2 Consistency Assessment – Proposed Design and Boundary Changes, Revision E, 16 July 2024
- Artefact Moorebank Avenue Realignment Works Surface Collection Completion Memo, 30 August 024
- Moorebank Avenue Realignment Project Remediation Action Plan (Rev C)
- Approval of variation to the conditions attached to the Environment Protection and Biodiversity Conservation (EPBC) Act 1999 approval 2020/8839, dated 14 January 2025.

The following table summarises the updates made to the CEMP and Sub-plans in order to reflect the above documentation.

Reason for update	Plan, version and section subject to minor update
Construction Environmental Management Plan	
Consistency Assessment – Proposed Design and Boundary Changes	Construction Environmental Management Plan (Version E), updated to Version F: <ul style="list-style-type: none"> • Figure 1.1 Project regional and local context, updated to reflect revised construction footprint. • Figure 2.1 Project Overview, updated to reflect revised construction footprint. • Figure 2.2a Project Overview, updated to reflect revised construction footprint and renamed Figure 2.2 • Figure 2.3b Project Overview, updated to reflect revised construction footprint and renamed Figure 2.3 • Figure 2.4c Project Overview, updated to reflect revised construction footprint and renamed Figure 2.4 • Figure 2.5d Project Overview, updated to reflect revised construction footprint and renamed Figure 2.5 • Appendix E Sensitive Area Plans: <ul style="list-style-type: none"> ○ App E Main Figure ○ App E Fig a ○ App E Fig b ○ App E Fig d
Moorebank Avenue Realignment Works Surface Collection Completion Memo	Construction Environmental Management Plan (Version E), updated to Version F: <ul style="list-style-type: none"> • Section 3.2.5. Bullet list summary of information included on Sensitive Area Plans updated to remove reference to Aboriginal heritage sites

Reason for update	Plan, version and section subject to minor update
	<ul style="list-style-type: none"> • Appendix E Sensitive Area Plans: <ul style="list-style-type: none"> ○ App E Main Figure. 'Recorded AHIMS' removed ○ App E Fig a. 'Recorded AHIMS' removed ○ App E Fig c. 'Recorded AHIMS' removed ○ App E Fig d. 'Recorded AHIMS' removed
<p>EPBC Act 2020/8839 variation, dated 14 January 2025.</p>	<p>Construction Environmental Management Plan (Version E), updated to Version F:</p> <ul style="list-style-type: none"> • Section 1.1 Overview updated to reflect approval of the variation to EPBC 2020/8839 dated 14 January 2025 • Section 1.2 Purpose of the CEMP updated to reflect that EPBC 2020/8839 was varied on 14 January 2025 • Table 4.2 Approvals permits and licences required for the Project updated to include Commonwealth EPBC Approval (EPBC 2020-8839) variation dated 14 January 2025 • Appendix C1 Legislation Register updated to reflect that EPBC 2020/8839 was varied on 14 January 2025.
<p>Other minor updates</p>	<p>Construction Environmental Management Plan (Version E), updated to Version F:</p> <ul style="list-style-type: none"> • Section 5.4.2 updated to reflect current Project website.
<p>Construction Biodiversity Management Plan</p>	
<p>Consistency Assessment – Proposed Design and Boundary Changes</p>	<p>Construction Biodiversity Management Plan (Version G), updated to Version H:</p> <ul style="list-style-type: none"> • Figure 1.1: Project location. Figure updated to reflect revised construction footprint. • Figure 1.2: Project overview. Figure updated to reflect revised construction footprint. • Figure 6.1: Project exclusion zones. Figure updated to reflect revised construction footprint. • Figure D-1 Native Plant Community Types and threatened flora and fauna. Figure updated to reflect revised construction footprint.
<p>EPBC Act 2020/8839 variation, dated 14 January 2025.</p>	<p>Construction Biodiversity Management Plan (Version G), updated to Version H:</p> <ul style="list-style-type: none"> • Section 1.1 Background and Project Description updated to reflect approval of the variation to EPBC 2020/8839 dated 14 January 2025 • Section 2.2 Objectives updated to reflect that EPBC 2020/8839 was varied on 14 January 2025.
<p>Construction Traffic and Transport Management Plan</p>	
<p>Consistency Assessment – Proposed Design and Boundary Changes</p>	<p>Construction Traffic and Transport Management Plan (Version G), updated to Version H:</p> <ul style="list-style-type: none"> • Figure 1.1: Project location. Figure updated to reflect revised construction footprint.

Reason for update	Plan, version and section subject to minor update
	<ul style="list-style-type: none"> Figure 1.2: Project layout. Figure updated to reflect revised construction footprint. Figure 4.1: Key intersections. Figure updated to reflect revised construction footprint.
<p>EPBC Act 2020/8839 variation, dated 14 January 2025.</p>	<p>Construction Traffic and Transport Management Plan (Version G), updated to Version H:</p> <ul style="list-style-type: none"> Section 1.1 Background and Project Description updated to reflect approval of the variation to EPBC 2020/8839 dated 14 January 2025 Section 2.2 Objectives updated to reflect that EPBC 2020/8839 was varied on 14 January 2025.
<p>Construction Noise and Vibration Management Plan</p>	
<p>Consistency Assessment – Proposed Design and Boundary Changes</p>	<p>Construction Noise and Vibration Management Plan (Version G), updated to Version H:</p> <ul style="list-style-type: none"> Figure 1.1: Project location. Figure updated to reflect revised construction footprint. Figure 1.2: Project layout. Figure updated to reflect revised construction footprint. Figure 4.1: Sensitive receivers and assessment and monitoring locations. Figure updated to reflect revised construction footprint. Figure 7.1: Modelled Construction Noise Contours (NVIA). Figure updated to reflect revised construction footprint. <p>Construction Noise and Vibration Monitoring Program (Version G)</p> <ul style="list-style-type: none"> Figure 2.1: Location of noise and vibration assessment and monitoring locations. Figure updated to reflect revised construction footprint.
<p>EPBC Act 2020/8839 variation, dated 14 January 2025.</p>	<p>Construction Noise and Vibration Management Plan (Version G), updated to Version H:</p> <ul style="list-style-type: none"> Section 1.1 Background and Project Description updated to reflect approval of the variation to EPBC 2020/8839 dated 14 January 2025 Section 2.2 Objectives updated to reflect that EPBC 2020/8839 was varied on 14 January 2025.
<p>Construction Heritage Management Plan</p>	
<p>Consistency Assessment – Proposed Design and Boundary Changes</p>	<p>Construction Heritage Management Plan (Version H), updated to Version I:</p> <ul style="list-style-type: none"> Figure 1.1: Project location. Figure updated to reflect revised construction footprint. Figure 1.2: Project layout. Figure updated to reflect revised construction footprint. Figure 4.1 (previously Figure 4.2): Location of Non-Aboriginal heritage sites and items. Figure renamed as Figure 4.1 and updated to reflect revised construction footprint.

Reason for update	Plan, version and section subject to minor update
<p>Moorebank Avenue Realignment Works Surface Collection Completion Memo</p>	<p>Construction Heritage Management Plan (Version H), updated to Version I</p> <p>The following updates have been made in response to completion of surface collection activities on 19 August 2024 in accordance with Section 6.1.1 of the CHMP, Appendix A of Infrastructure Approval SSI-10053 and REMM ABH01, during which no Aboriginal objects were identified and an Aboriginal Site Impact Recording Form (ASIRF) was submitted to AHIMS to note the revised status of these sites.</p> <ul style="list-style-type: none"> • Section 4.1 – Update to include reference to Artefact Moorebank Avenue Realignment Works Surface Collection Completion Memo (30 August 2024) • Section 4.2.1.2 Known Aboriginal Cultural Heritage Values – Project Site updated to reflect that there are now no known Aboriginal sites within the Project Site (previous desktop and field investigations identified six remaining sites). • Section 4.2 – Removal of Figure 4.1: Location of Aboriginal sites and isolated finds across the Project • Section 5.2.1 Aboriginal Heritage Impacts revised to reflect that no known Aboriginal sites are identified within the construction boundary and therefore no impacts to Aboriginal heritage associated with Project construction are anticipated. • Section 5.3 Cumulative impacts revised to reword paragraph three and remove reference to “...the Aboriginal items identified within the Project Site...” • Section 6.1 Management of Aboriginal Cultural Heritage Risks updated to remove inference that there are known Aboriginal heritage objects on the Project Site • Section 6.1.1 Salvage of Aboriginal Objects updated to reflect that surface collection activities are now complete and no Aboriginal objects were identified. • Section 6.1.2 Care of Salvaged Aboriginal Objects updated to reflect that surface collection activities are now complete and, as no objects were identified, no temporary storage locations were required for the storage of collected objects. • Section 7.5, Table 7.1 reference to Heritage Salvage Report retained, but reference to six Aboriginal sites removed
<p>EPBC Act 2020/8839 variation, dated 14 January 2025.</p>	<p>Construction Heritage Management Plan (Version H), updated to Version I</p> <ul style="list-style-type: none"> • Section 1.1 Background and Project Description updated to reflect approval of the variation to EPBC 2020/8839 dated 14 January 2025 • Section 2.2 Objectives updated to reflect that EPBC 2020/8839 was varied on 14 January 2025.
<p>Construction Soil and Water Management Plan</p>	
<p>Consistency Assessment – Proposed Design and Boundary Changes</p>	<p>Construction Soil and Water Management Plan (Version D), updated to Version E:</p> <ul style="list-style-type: none"> • Figure 1.1: Project location. Figure updated to reflect revised construction footprint.

Reason for update	Plan, version and section subject to minor update
	<ul style="list-style-type: none"> Figure 1.2: Project Layout. Figure updated to reflect revised construction footprint. Figure 4.1: Nearby Waterways. Figure updated to reflect revised construction footprint. Figure 4.2: Groundwater dependent ecosystems. Figure updated to reflect revised construction footprint. <p>Construction Surface Water Monitoring Program (Version D), updated to Version E:</p> <ul style="list-style-type: none"> Figure 3.1: Proposed Monitoring Locations. Figure updated to reflect revised construction footprint. <p>NOTE: Appendix F Preliminary Erosion and Sediment Control Plan is not proposed for update as this effort is unwarranted given Progressive Erosion and Sediment Control Plans will be developed reflecting the revised construction footprint.</p>
<p>EPBC Act 2020/8839 variation, dated 14 January 2025.</p>	<p>Construction Soil and Water Management Plan (Version D), updated to Version E:</p> <ul style="list-style-type: none"> Section 1.1 Background and Project Description updated to reflect approval of the variation to EPBC 2020/8839 dated 14 January 2025 Section 2.2 Objectives updated to reflect that EPBC 2020/8839 was varied on 14 January 2025.
<p>Contamination Management Sub-Plan</p>	
<p>Consistency Assessment – Proposed Design and Boundary Changes</p>	<p>Contamination Management Sub-Plan (Version D), updated to Version E:</p> <ul style="list-style-type: none"> Figure 1.1: Project location. Figure updated to reflect revised construction footprint. Figure 1.2: Project Layout. Figure updated to reflect revised construction footprint. Figure 4.1: Sources of potential contamination. Figure updated to reflect revised construction footprint.
<p>Moorebank Avenue Realignment Remediation Action Plan (Rev C)</p>	<p>Contamination Management Sub-Plan (Version D), updated to Version E:</p> <p>The following updates have been made as a result of preparation of the Interim Audit Advice and the Remediation Action Plan (RAP).</p> <ul style="list-style-type: none"> Section 1.5.1 Interactions with Other Management Plans and Documents updated to confirm that a RAP has been prepared Section 6.1 Targeted Site Investigations updated to reflect completion of the Interim Audit Advice verifying the appropriateness of the SAQP (Condition E33), and completion of the targeted investigations required and subsequent reporting of findings (Condition E34). A summary of the key remediation recommendations has been included. <p>Section 6.2 Remediation Action Plan updated to reflect preparation of a RAP in accordance with NSW Condition E35, E36, E37 and E38.</p>

Reason for update	Plan, version and section subject to minor update
EPBC Act 2020/8839 variation, dated 14 January 2025.	Contamination Management Sub-Plan (Version D), updated to Version E: <ul style="list-style-type: none"> Section 1.1 Background and Project Description updated to reflect approval of the variation to EPBC 2020/8839 dated 14 January 2025 Section 2.2 Objectives updated to reflect that EPBC 2020/8839 was varied on 14 January 2025.
Construction Bushfire Management Plan	
Consistency Assessment – Proposed Design and Boundary Changes	Construction Bushfire Management Plan (Version E), updated to Version F: <ul style="list-style-type: none"> Figure 1.1: Project location. Figure updated to reflect revised construction footprint. Figure 1.2: Project layout. Figure updated to reflect revised construction footprint. Figure 4.2: Project Bushfire Prone Land Map. Figure updated to reflect revised construction footprint. Figure 6.1: Assembly Points and Evacuation Route. Figure updated to reflect revised construction footprint.
EPBC Act 2020/8839 variation, dated 14 January 2025.	Construction Bushfire Management Plan (Version E), updated to Version F: <ul style="list-style-type: none"> Section 1.1 Background and Project Description updated to reflect approval of the variation to EPBC 2020/8839 dated 14 January 2025 Section 2.2 Objectives updated to reflect that EPBC 2020/8839 was varied on 14 January 2025.
Construction Air Quality Management Plan	
Consistency Assessment – Proposed Design and Boundary Changes	Construction Air Quality Management Plan (Version E), updated to Version F: <ul style="list-style-type: none"> Figure 1.1: Project location. Figure updated to reflect revised construction footprint. Figure 1.2: Project layout. Figure updated to reflect revised construction footprint. Figure 4.1: Receptors for construction impacts. Figure updated to reflect revised construction footprint.
EPBC Act 2020/8839 variation, dated 14 January 2025.	Construction Air Quality Management Plan (Version E), updated to Version F: <ul style="list-style-type: none"> Section 1.1 Background and Project Description updated to reflect approval of the variation to EPBC 2020/8839 dated 14 January 2025 Section 2.2 Objectives updated to reflect that EPBC 2020/8839 was varied on 14 January 2025.
Construction Waste and Resource Management Sub-Plan	
Consistency Assessment – Proposed Design and Boundary Changes	Construction Waste and Resource Management Sub-Plan (Version D), updated to Version E: <ul style="list-style-type: none"> Figure 1.1: Project location. Figure updated to reflect revised construction footprint.

Reason for update	Plan, version and section subject to minor update
	<ul style="list-style-type: none"> Figure 1.2: Project layout. Figure updated to reflect revised construction footprint.
EPBC Act 2020/8839 variation, dated 14 January 2025.	<p>Construction Waste and Resource Management Sub-Plan (Version D), updated to Version E:</p> <ul style="list-style-type: none"> Section 1.1 Background and Project Description updated to reflect approval of the variation to EPBC 2020/8839 dated 14 January 2025 Section 2.2 Objectives updated to reflect that EPBC 2020/8839 was varied on 14 January 2025.

APPENDIX B EMP Preparation Checklist

Requirement	Plan reference	Yes / No / N/A
Document preparation and endorsement		
Has the EMP been prepared in consultation with all relevant stakeholders as per the requirements of the conditions of consent? (Section 4.1)	Section 1.6 of the CEMP Section 1.6 and Appendix A of each Sub-plan	Yes
Have the views of the relevant stakeholders been taken into consideration?	Section 1.6 and Appendix A of each Sub-plan	Yes
Have appropriate amendments been made to the EMP and does the EMP clearly identify the location of any changes? (Section 4.1)	Section 1.6 and Appendix A of each Sub-plan	N/A
Has the EMP been internally approved by an authorised representative of the proponent or contractor? (Section 4.2)	Section 1.5 and Table 1.4 of the CEMP Section 1.5 of the Sub-plan Appendix B (ER endorsement) of the Sub-plan	Yes
Version and content		
Does the EMP describe the proponent's Environmental Management System (EMS) (if any), and Identify how the EMP relates to other documents required by the conditions of consent? (Section 3.5.1)	Section 3.1 of the CEMP Section 1.4 of the Sub-plans Section 3.2	Yes Yes
Does the EMP include the required general content and version control information? (Section 3.1)	Revision table on page i provide version control Table 1.1 (Commonwealth CoA) Table 1.2 (NSW CoA) Table 1.3 (NSW REMMs) Appendix A (EMP Checklist) Appendix C (CoA)	Yes
Does the EMP have an introduction that describes the project, scope of works, site location and any staging or timing considerations? (Section 3.2)	Section 2.1 (Project overview) Figure 2.1 Section 2.2 (Construction phases) Section 2.3 (construction activities)	Yes
Does the EMP reference the project description? (Section 3.3)	Section 2.1 (Project overview)	Yes
Does the EMP reference a Community and Stakeholder Engagement Plan (or similar) or include community and stakeholder engagement actions (if required)? (Section 3.4)	Section 3.2 Table 1.4	Yes
Have all other relevant approvals been identified? Has appropriate information been provided regarding how each approval is relevant? (Section 4)	Section 1.1 and Section Table 1.2 Table 1.1 (Commonwealth CoA) Table 1.2 (NSW CoA) Table 1.3 (NSW REMMs)	Yes

Requirement	Plan reference	Yes / No / N/A
	Appendix A (EMP Checklist) Appendix C (CoA)	
Has the environmental management structure and responsibilities been included? (Section 3.5.2)	Section 5.1 Figure 5.1	Yes
Does the EMP include processes for training of project personnel and identify how training and awareness needs will be identified? (Section 3.5.4)	Section 5.2	Yes
Does the EMP clearly identify the relevant legal and compliance requirements that relate to the EMP? (Section 3.5.3)	Section 4.3 Appendix C	Yes
Does the EMP include all the conditions of consent to be addressed by the EMP and identify where in the EMP each requirement has been addressed? (Section 3.5.13)	Table 1.1 (Commonwealth CoA) Table 1.2 (NSW CoA) Table 1.3 (NSW REMMs) Appendix C (CoA)	Yes
Have all relevant guidelines, policies and standards been identified, including details of how they are relevant? (Section 3.5)	Sections 4.3 Appendix C Section 3 of each Sub-plan	Yes
Is the process that will be adopted to identify and analyse the environmental risks included? (Section 3.5.5)	Section 4.2 Appendix D	Yes
Have all the environmental management measures in the EIA been directly reproduced into the EMP? (Section 3.5.7)	Section 6 of each Sub-plan	Yes
Have any additional environmental management measures been included in the EMP? (Section 3.5.7)	Section 6 of each Sub-plan	Yes
Have environmental management measures been written in committed language? (Section 3.5.7)	Section 6 of each Sub-plan	Yes
Have project environmental management measures, including hold points, been identified and included? (Section 3.5.6)	Section 6 of each Sub-plan	Yes
Are relevant details of environmental monitoring that will be carried out included? (Section 3.5.8)	Section 7.1 Table 7.2 (monitoring) Section 7 of each relevant Sub-plan	Yes
Have the components of any environmental monitoring programs been incorporated? (Section 3.5.8)	Section 7.1 Table 7.2 (monitoring) Section 7 of each relevant Sub-plan	Yes
Are environmental inspections included? (Section 3.5.9)	Section 7.1 Table 7.1 (inspections) Section 7 of each relevant Sub-plan	Yes
Does the EMP document all relevant compliance monitoring and reporting requirements for the project? (Section 3.5.12 and 3.5.13)	Section 7.4 (reporting) Section 7.4.1 (compliance reporting) Table 7.3 (summary of reporting) Section 7 of each Sub-plan	Yes

Requirement	Plan reference	Yes / No / N/A
Does the EMP describe the types of plans or maps (such as environmental control maps) that will be used to assist with the management of environmental matters on site? (Section 3.5.10)	Section 3.2.2 Appendix E (sensitive area maps) Appendix F (EWMS template) Section 4 of each Sub-plan	Yes
Does the EMP list environmental management documents? (Section 3.5.11)	Section 3.2 Table 3.1	Yes
Is an auditing program referenced? (Section 3.5.13)	Section 7.3	Yes
Does the EMP include the incident notification and reporting protocols that comply with the relevant conditions of consent? (Section 3.5.15)	Section 6.1	Yes
Does the EMP identify the project role/position that is responsible for deciding whether an occurrence is an incident? (Section 3.5.15)	Section 6.1	Yes
Does the EMP describe a corrective and preventative action process that addresses the requirements? (Section 3.5.16)	Section 7.2	Yes
Does the EMP include details of a review and revision process that complies with the requirements? (Section 3.6)	Section 7.5	Yes

APPENDIX C Legal and other Requirements

As detailed in Section 1.5, for ease of reference, the table below details the CoA / REMM Management Plans identified in the REMMs and CoA and naming conventions used in the CEMP and Sub-plans

CoA / REMM Management Plan	Management Plan for the purposes of the Project
Construction Environmental Management Plan	Construction Environmental Management Sub-plan (CEMP)
Biodiversity Management Plan	Construction Biodiversity Management Sub-plan (CBMP)
Traffic and Transport Management Plan	Construction Traffic and Transport Management Sub-plan (CTTMP)
Noise and Vibration Management Plan	Construction Noise and Vibration Management Sub-plan (CNVMP), includes
Construction Noise and Vibration Monitoring Program	<ul style="list-style-type: none"> • <i>Construction Noise and Vibration Monitoring Program (Noise Monitoring Program)</i>
Out of Hours Works Protocol	<ul style="list-style-type: none"> • <i>Out of Hours Works Protocol (OOHWP)</i>
Contamination Management Plan and includes:	Construction Contamination Management Sub-plan (CCMP)
Unexpected Contamination Finds procedure	<ul style="list-style-type: none"> • <i>Unexpected Contamination Finds procedure</i>
Bushfire Management Plan	Construction Bushfire Management Sub-plan (CBFMP)
Soil and Water Management Plan (CSWMP) and includes:	Construction Soil and Water Management Sub-plan (CSWMP), includes
Surface Water Monitoring Program	<ul style="list-style-type: none"> • <i>Surface Water Monitoring Program</i>
Erosion and Sediment Control Plan	<ul style="list-style-type: none"> • <i>Erosion and Sediment Control Plan</i>
Dewatering and Discharge Procedure	<ul style="list-style-type: none"> • <i>Dewatering and Discharge Procedure</i>
Water Management Plan	<ul style="list-style-type: none"> • <i>Water Management Plan</i>
Waste and Resources Management Plan	Construction Waste and Resources Management Sub-plan (CWRMP), includes:
Spoil Management Plan	<ul style="list-style-type: none"> • <i>Spoil Management Plan</i>
Air Quality Management Plan	Construction Air Quality Management Sub-plan (CAQMP)
	Construction Heritage Management Sub-plan (CHMP), includes
Historic Heritage Management Plan	<ul style="list-style-type: none"> • <i>Historic Heritage Management Plan</i>
Aboriginal Heritage Management Plan	<ul style="list-style-type: none"> • <i>Aboriginal Heritage Management Plan</i>
Unexpected Finds and Human Remains Protocol	<ul style="list-style-type: none"> • <i>Unexpected Finds and Human Remains Protocol</i>

C1: Legislation Register

Act	Activity / aspect	Description	Requirement	Act / Regulation Reference	Division 5.2 applicability	Document Reference
Approvals						
<i>Environmental Planning and Assessment Act 1979 (EP&A Act)</i>	All	<p>In November 2020, the NSW Minister for Planning declared the Project to be SSI. This declaration came into effect on 20 November 2020 and is included in Clause 7 to Schedule 4 of the <i>State Environmental Planning Policy (State and Regional Development) 2011</i>.</p> <p>Accordingly, the Project is subject to Part 5, Division 5.2 of the EP&A Act and the NSW Minister for Planning and Public Spaces was the determining authority for the Project.</p> <p>The Project was approved 14 October 2021 as State Significant Infrastructure (SSI-10053)</p>	Comply with the CoA for the Project. Obtain the Minister's approval for any project modifications that are not consistent with the planning approval.	S5.14 S5.25	Yes	CEMP Section 1.1 Section 3.3 of each Sub-plan
<i>Environment Protection and Biodiversity (EPBC) Act 1999</i>	All Vegetation clearance Flora and fauna conservation	<p>The EPBC Act requires the approval of the Minister for the Environment for actions that may have a significant impact on matters of national environmental significance. The EPBC Act also requires Commonwealth approval for certain actions on Commonwealth land.</p> <p>The Project was approved on 7 December 2021 (EPBC Approval 2020-8839). EPBC Approval 2020-8839 was varied on 14 January 2025.</p>	<p>Construction of the Project must comply with the terms of the Commonwealth Approval for the project.</p> <p>Do not kill, injure or take a member of a listed threatened species without a permit.</p>	All	Yes	CEMP Section 1.1 Appendix G CBMP Section 3.2

Act	Activity / aspect	Description	Requirement	Act / Regulation Reference	Division 5.2 applicability	Document Reference
Water						
<i>Water Management Act 2000</i>	Water access and use	Permits are normally only required for projects that use water for a particular purpose (e.g., irrigation), or water supply work, drainage work or a flood work or undertake works within 40 metres of a water course. The Project would connect to LCC water main for supply during the construction phase.	With the exception of controlled activity approvals, the WM Act only applies in relation to those water sources covered by operational water sharing plans. The Project would connect to LCC water main for supply during the construction phase. Under S5.23 of the EP&A Act, water management work and an activity approval under S90 and S91 of the WM Act, are not required for SSI projects.	S89 S91A	No	Appendix K CSWMP
<i>Water Management Act 2000</i> <i>Water Management (General) Regulation 2011</i>	Waterfront land	The Project includes a drain to divert the flows of Anzac Creek. The construction of the diversion drain would normally require approvals under S90 and S91.	Do not deposit material, excavate, or remove material within a watercourse bank, shore or bed, or on land 40 metres inland, or interfere with the likely flow of water to such a body, without a controlled activity approval. Under S5.23 of the EP&A Act, a water management work and an activity approval under S90 and S91 of the WM Act, are not required for SSI projects.	S91	No cl.38 of the Reg	Appendix K CSWMP
<i>Water Management Act 2000</i>	Water access and use – aquifer interferences	Two main aquifer systems are present across the Project site, a perched system within the alluvium soils and a deeper aquifer within the bedrock. Depth to groundwater varies across the Project, typically 4 - 7 metres below ground level (mbgl). Depth to groundwater has been observed at 1.5 mbgl at the south-eastern corner of the MPE site, near Anzac Creek.	An aquifer interference approval/licence may be required under S91(3) if construction requires intersection of a groundwater source.	S91	Yes	CEMP

Act	Activity / aspect	Description	Requirement	Act / Regulation Reference	Division 5.2 applicability	Document Reference
<i>Protection of the Environment Operations Act 1997</i>	Water pollution	The EPA issues EPLs to the owners or operators of various industrial premises under the POEO Act. Licence conditions generally relate to pollution prevention and monitoring.	Do not cause water pollution (other than to a sewer), except in accordance with the conditions of an Environment Protection Licence.	S120 S122	Yes	Appendix K CSWMP Appendix L CCMP
Noise						
<i>Protection of the Environment Operations Act 1997</i>	Plant maintenance and operation Materials management	The EPA issues EPLs to the owners or operators of various industrial premises under the POEO Act. Licence conditions generally relate to pollution prevention and monitoring.	Do not operate plant if it emits noise caused by poor maintenance or operation. Do not cause noise by failing to properly and efficiently deal with materials.	S139 S140	Yes	Appendix I CNVMP
Contaminated material						
<i>Protection of the Environment Operations Act 1997</i>	Land pollution	The EPA issues EPLs to the owners or operators of various industrial premises under the POEO Act. Licence conditions generally relate to pollution prevention and monitoring.	Do not cause or permit land pollution other than under authority of a licence or regulation. (However it is not a land pollution offence to place virgin excavated natural material or lawful pesticides and fertilisers on land, or by placing matter on land that has been notified to the EPA as an unlicensed landfill and which is operated in accordance with the regulations.)	S142A – S142E	Yes	Appendix L CCMP
<i>Contaminated Land Management Act 1997</i>	Reporting contamination	The principal object of the CLM Act is to establish a process for investigating and, where appropriate, remediating land that the EPA considers to be contaminated significantly enough to require regulation. The Act outlines investigative processes	Notify the EPA if; <ul style="list-style-type: none"> Contaminants exceed thresholds contained in guidelines or the regulations where contamination has entered or will foreseeably enter neighbouring land, the atmosphere, groundwater or surface water. 	S60	Yes	Appendix L CCMP

Act	Activity / aspect	Description	Requirement	Act / Regulation Reference	Division 5.2 applicability	Document Reference
		for land contamination should it occur on the premises.	<ul style="list-style-type: none"> Contaminants in soil are equal to or exceed guideline levels with respect to the current or approved use of the land. Contamination meets other criteria that may be prescribed by the regulations. 			
Biodiversity						
<i>Biodiversity Conservation Act 2016</i>	Fauna Habitat Biodiversity Flora	This Act aims to maintain a healthy, productive and resilient environment for the greatest well-being of the community, now and into the future, consistent with the principles of ecologically sustainable development. The BC supersedes Parts 7-9 of the <i>National Parks and Wildlife (NPW) Act 1974 and where Part 2: Outlines requirements relating to the protection of animals and plants a</i>	<p>Do not harm any animal that is; of a threatened species, that is part of a threatened ecological community or is a protected animal, unless authorised under other legislation (e.g., planning approval).</p> <p>Do not damage habitat of a threatened species or ecological community unless authorised under other legislation (e.g., planning approval).</p> <p>Do not damage declared areas of outstanding biodiversity value unless authorised under other legislation (e.g., planning approval).</p> <p>Do not pick a plant that is; of a threatened species, that is part of a threatened ecological community or is a protected plant, unless authorised under other legislation (e.g., planning approval).</p>	S2.1 (fauna) S2.8 (fauna) S2.4 (habitat) S2.8 (habitat) S2.3 (Biodiversity) S2.8 (Biodiversity) S2.2 (flora) S2.8 (flora)	Yes	Appendix G CBMP

Act	Activity / aspect	Description	Requirement	Act / Regulation Reference	Division 5.2 applicability	Document Reference
<i>Biosecurity Act 2015</i>	Weeds	The primary object of this Act is to provide a framework for the prevention, elimination and minimisation of biosecurity risks posed by biosecurity matter, dealing with biosecurity matter, carriers and potential carriers, and other activities that involve biosecurity matter, carriers or potential carrier	Manage weeds on site in accordance with the relevant Regional Strategic Weed Management Plan and CBMP	S22	Yes	Appendix G CBMP
Biosecurity Regulation 2017	Pests and Diseases	The Regulation identifies the declared pests (Schedule 1) and weeds (Schedule 3)	Notify the presence any pest or disease listed in Schedule 1 within one working day after suspecting or becoming aware of the pest or disease.	Regulation cl.7 Schedule 1 Schedule 3	Yes	Appendix G CBMP
<i>Fisheries Management Act 1994</i>	Dredging or reclamation Fish passage	Permits under the Fisheries Management Act are normally required for projects that: <ul style="list-style-type: none"> Dredge or reclaim land (i.e. any excavation within or filling of water land) (Section 201) Harm (cut, remove, damage, destroy, shade etc) marine vegetation (mangroves, seagrass and seaweeds) (section 205) Obstruct the free passage of fish (section 219). 	Provide the Minister for Primary Industries 28 days-notice of planned dredging or reclamation work.	S199	Yes	Appendix G CBMP
			Do not block fish passage without a permit	S219	No	Appendix G CBMP

Act	Activity / aspect	Description	Requirement	Act / Regulation Reference	Division 5.2 applicability	Document Reference
Waste						
Protection of the Environment Operations Act 1997 Protection of the Environment Operations (Waste) Regulation 2005	Littering	An EPL will be required for the Project as it is defined as a scheduled activity (road construction) that would result in the extraction or process of more than 50,000 tonnes of material in a regulated area. Under section 5.24 of the EP&A Act, an EPL cannot be refused if it is necessary for carrying out approved SSI and is to be substantially consistent with the EP&A Act approval.	Do not litter in a public place or an open private place.	Part 5.6A	Yes	Appendix N CWRMP
	Waste and transportation		Do not undertake a scheduled waste activity unless in accordance with an EPL.	Part 3.2 Schedule 1	Yes	Appendix N CWRMP
	Waste and transportation		A licence must be obtained when construction and demolition wastes are applied to land under certain circumstances. This includes the reincorporation of crushed road base material back into roads and the placing of excess fill material onto properties.			
			Only transport waste to a facility that can lawfully accept the waste.	S143	Yes	Appendix N CWRMP
			Do not dispose of waste in a manner that harms or is likely to harm the environment.	S115	Yes	Appendix N CWRMP
			Comply with general requirements for the transport of waste. For some wastes only licensed transporters can be used.	Regulation cl.49	Yes	Appendix N CWRMP
			Comply with record keeping requirements in relation to the transport of certain types of waste.	Regulation Part 3	Yes	Appendix N CWRMP

Act	Activity / aspect	Description	Requirement	Act / Regulation Reference	Division 5.2 applicability	Document Reference
Heritage						
<i>Heritage Act 1977</i>	Excavation Unexpected finds for Aboriginal and non-Aboriginal heritage	Approval is normally required for projects that will or are likely to result in a historic heritage item being discovered, exposed, moved, damaged or destroyed. A Statement of Historic Heritage of the Project was prepared to inform the preparation of the EIS (Appendix H). The assessment considers that it is unlikely to result in a heritage item being discovered, exposed, moved, damaged or destroyed.	Do not undertake an activity that will affect a place, building, work, relic, moveable object or precinct which is subject to an Interim Heritage Order or is listed on the State Heritage Register without approval from the Heritage Council.	S56-57	No	Appendix I CHMP
			Do not disturb or excavate land on where a relic has been discovered or exposed.	S139	No	Appendix I CHMP
			Notify the heritage Council on discovery of a relic	S146	Yes	Appendix I CHMP
<i>National Parks and Wildlife Act 1974</i>	Aboriginal places and objects	Part 6 of the Act relates to Aboriginal objects and places. A permit is normally required for projects that will or are likely to impact on items of Aboriginal heritage.	Do not harm or desecrate an Aboriginal object or Aboriginal place without consent.	S86 S90	No	Appendix I CHMP
			Notify the NPWS within reasonable time of becoming aware of the location or discovery of certain Aboriginal objects.	S89A	Yes	Appendix I CHMP
Roads						
<i>Roads Act 1993</i>	Work on or over roads	The Act is the overarching legislation regarding the roads in NSW and defines the rights of the public to access public roads and owners of land adjacent a public road, establishes the procedures of opening and closing a road and conferring the function (including carrying out road works) to TfNSW.	Consent is required if undertaking any of the following activities during the construction: <ul style="list-style-type: none"> Erect a structure or carry out a work in, on or over a public road Dig up or disturb the surface of a public road Remove or interfere with a structure, work or tree on a public road Pump water into a public road from any land adjoining the road Connect a road (whether public or private) to a classified road 	S138	Yes	Appendix G CTTMP

Act	Activity / aspect	Description	Requirement	Act / Regulation Reference	Division 5.2 applicability	Document Reference
General						
<i>Protection of the Environment Operations (POEO) Act 1997</i>	Water, air and noise pollution Excavation	An EPL will be required for the Project as it is defined as a scheduled activity (road construction) that would result in the extraction or process of more than 50,000 tonnes of material in a regulated area. Under section 5.24 of the EP&A Act, an EPL cannot be refused if it is necessary for carrying out approved SSI and is to be substantially consistent with the EP&A Act approval.	Do not undertake a scheduled waste activity unless in accordance with an EPL. Do not cause or permit land pollution other than under authority of a licence or regulation. Minimise noise and dust emissions	S115-117 (general harm) S148 (notify)	Yes	Appendix J CSWMP Appendix H CVNMP Appendix K CCMP Appendix M CAQMP
	Control equipment		Properly and efficiently maintain and operate any installed pollution control equipment (including monitoring devices)	S167	Yes	Appendix J CSWMP Appendix K CCMP
	Notification of pollution incidents		Notify the EPA immediately of pollution incidents where material harm to the environment is caused or threatened.	S148	Yes	CEMP Appendix J CSWMP
	Site licensing		Do not carry out or allow an activity listed in Schedule 1, or carry out work to enable such an activity, unless the premises are licensed by the EPA. Do not undertake a scheduled waste activity unless in accordance with an EPL.	S47 S48	Yes	CEMP refer to Section 4.3.2

Act	Activity / aspect	Description	Requirement	Act / Regulation Reference	Division 5.2 applicability	Document Reference
<i>Environmentally Hazardous Chemicals Act 1985</i>	Hazards and risks	This Act is the primary legislation for specifically regulating environmentally hazardous chemicals throughout their life cycle. The Act sets out requirements for chemical control orders (CCOs), technology assessments, and licencing	Obtain a licence to undertake prescribed activities involving environmentally hazardous chemicals or declared chemical wastes.	S28	Yes	CEMP refer to Section 4.2 CCMP refer to Section 7.1.1 and Appendix B
<i>Rural Fires Act 1997</i>	Bushfire risk Hot works	The Act provides for the prevention, mitigation and suppression of bush and other fires in local government area. The site of the Project is partially mapped as bushfire prone, however the Project is not a Special Fire Purpose development.	Exemptions can be sought to allow hot works to be undertaken on Total Fire Ban days	Division 6 S99	Yes	Appendix L CBFMP
<i>National Greenhouse and Energy Reporting Act, 2007 (NGER Act) and Regulations 2008 (commonwealth)</i>	Greenhouse gas emissions	The NGER Act establishes the legislative framework for the NGER Scheme which is a national framework for reporting greenhouse gas emissions, greenhouse gas projects and energy consumption and production by corporations in Australia All registered controlling corporations are required to submit an NGER report each year until the corporation is deregistered. This obligation applies even if the corporation's group falls below all reporting thresholds.	Accounting and reporting of greenhouse gases produced and energy consumed during construction. Applicability dependent on thresholds.	-	Yes	Appendix M CAQMP

Act	Activity / aspect	Description	Requirement	Act / Regulation Reference	Division 5.2 applicability	Document Reference
<i>Pesticides Act 1999</i>	Hazards and risks	The Act aims to promote the protection of human health, the environment, property and trade in relation to the use of pesticides, having regard to the principles of ecologically sustainable development within the meaning of the Protection of the Environment Administration Act 1991,	<p>Use pesticides in an environmentally sensitive manner.</p> <p>Do not use an unregistered pesticide without a permit.</p> <p>Read the label or permit for the pesticide.</p> <p>Use registered pesticides in accordance with instructions on the label.</p> <p>Do not use any restricted pesticide unless authorised by a certificate of competency or a pesticide control order under the Act.</p> <p>Compliance with pesticide codes of practice is required.</p>	<p>S12</p> <p>S13</p> <p>S14</p> <p>S15</p> <p>S17</p>	Yes	Appendix L CBMP

C2: Commonwealth CoA

ID	Condition	Timing	Document Reference
1	The approval holder must undertake the action as described in and in accordance with the NSW Approval.	Pre-construction	Section 1.2 CEMP
2	The approval holder must not clear outside of the project area	Construction	Appendix D - Sensitive Area Plans Appendix F - CBMP
3	The approval holder must comply with conditions E2 – E3 of the NSW Approval as they relate to minimising the impact on protected matters.	Construction	Appendix F - CBMP
4	Within the project area, the approval holder must not clear more than: a) 0.91 hectares of Cumberland Plain Shale Woodlands and Shale-Gravel Transition Forest b) 5.41 hectares of Castlereagh Scribbly Gum and Agnes Banks Woodlands of the Sydney Basin Bioregion. c) 6.84 hectares of Koala habitat.	Construction	Appendix F – CBMP
5	The approval holder must comply with conditions E4 – E6 and E8 of the NSW Approval as they relate to offsetting the impact to protected matters	Construction	Appendix F – CBMP
6	In retiring the number and class of credits in accordance with condition E5 of the NSW Approval, the following number and class of credits are specified for listed threatened species and communities: a) 27 ecosystem credits for Cumberland Plain Shale Woodlands and Shale-Gravel Transition Forest, and b) 128 ecosystem credits for Castlereagh Scribbly Gum and Agnes Banks Woodlands of the Sydney Basin Bioregion, and c) 168 species credits for Koala habitat	Construction	Appendix F – CBMP
7	The approval holder must comply with conditions E32 – E43 of the NSW Approval as they relate to minimising contamination impacts on the environment, including in the Commonwealth lands surrounding the study area.	Pre-construction Construction Pre-operation	Appendix K - CCMP
8	The approval holder must comply with conditions E47 – E48 of the NSW Approval as they relate to minimising impacts to property access to the Commonwealth lands	Construction	Appendix B3
9	The approval holder must comply with conditions C1 – C11 of the NSW Approval as they relate to the preparation and implementation of a Construction Environmental Management Plan, to avoid, mitigate, and manage impacts on protected matters during construction.	Construction	Table 1.2 CEMP Appendix D – Sensitive Area Maps

ID	Condition	Timing	Document Reference
10	The Construction Environmental Management Plan must include measures in accordance with Table A.1 of the Response to Submissions to manage environmental impacts during construction, including to protected matters	Construction	Section 1.4.2.1 and Table 1.3 CEMP Appendix B4 Refer to "Mitigation Measures" in each Sub-plan
11	The approval holder must notify the department in writing of the date of commencement of the action within 30 business days after the date of commencement of the action.	Within 30 business days after the date of commencement of the action.	Section 1.5.2 CEMP
12	The approval holder must maintain accurate and complete compliance records	Construction	Section 3.2.8 CEMP
13	If the department makes a request in writing, the approval holder must provide electronic copies of compliance records to the department within the timeframe specified in the request. <i>Note: Compliance records may be subject to audit by the department or an independent auditor in accordance with section 458 of the EPBC Act, and or used to verify compliance with the conditions. Summaries of the result of an audit may be published on the department's website or through the general media</i>	Construction Operation	Section 3.2.8 CEMP
14	Plans required under NSW Approval in accordance with this approval must be submitted electronically for the information of and/or consultation with the department.	Construction Operation	Section 1.5.2 CEMP
15	Each plan must be published on the website within 20 business days of the date the plan is approved by the NSW Planning Secretary, and until the end date of this approval	Within 20 business days of the date the plan is approved by the NSW Planning Secretary, and until the end date of this approval.	Section 1.5 CEMP Section 5.4.2 CEMP
16	The approval holder must prepare a compliance report for each 12 month period for the life of the approval, following the date of commencement of the action, or otherwise in accordance with an annual date that has been agreed to in writing by the Minister. The approval holder must: <i>Note: Compliance reports may be published on the department's website.</i> a) publish each compliance report on the website within 60 business days following the relevant 12 month period b) notify the department by email that a compliance report has been published on the website and provide the weblink for the compliance report within 5 business days of the date of publication c) keep all compliance reports publicly available on the website until this approval expires d) exclude or redact sensitive ecological data from compliance reports published on the website e) where any sensitive ecological data has been excluded from the version published, submit the full compliance report to the department within 5 business days of publication.	Every 12 month period for the life of the approval Construction	Section 7.4.1 CEMP

ID	Condition	Timing	Document Reference
17	<p>The approval holder must notify the department in writing of any: incident; non-compliance with the conditions; or non-compliance with the commitments made in plans. The notification must be given as soon as practicable, and no later than 2 business days after becoming aware of the incident or non-compliance. The notification must specify:</p> <ul style="list-style-type: none"> a) any condition which is or may be in breach b) a short description of the incident and/or non-compliance c) the location (including co-ordinates), date, and time of the incident and/or non-compliance. In the event the exact information cannot be provided, provide the best information available. 	Construction	<p>Section 6.1.2.1 CEMP Section 7.2.1.2 CEMP</p>
18	<p>The approval holder must provide to the department the details of any incident or noncompliance with the conditions or commitments made in plans as soon as practicable and no later than 10 business days after becoming aware of the incident or non-compliance, specifying:</p>	No later than 10 business days after becoming aware of the incident or non-compliance	<p>Section 6.1.2.1 CEMP Section 7.2.1.2 CEMP</p>
18	<ul style="list-style-type: none"> a) any corrective action or investigation which the approval holder has already taken or intends to take in the immediate future 	Construction	Section 7.2.2 CEMP
18	<ul style="list-style-type: none"> b) the potential impacts of the incident or non-compliance 	Construction	<p>Section 6.1.2.1 CEMP Section 7.2.1.2 CEMP</p>
18	<ul style="list-style-type: none"> c) the method and timing of any remedial action that will be undertaken by the approval holder. 	Construction	Section 7.2.2 CEMP
19	<p>The approval holder must ensure that independent audits of compliance with the conditions are conducted as requested in writing by the Minister</p>	Construction	Section 7.3.2.2 CEMP
20	<p>For each independent audit, the approval holder must:</p> <ul style="list-style-type: none"> a) provide the name and qualifications of the independent auditor and the draft audit criteria to the department b) only commence the independent audit once the audit criteria have been approved in writing by the department c) submit an audit report to the department within the timeframe specified in the approved audit criteria. 	Construction	Section 7.3.2.2 CEMP
21	<p>The approval holder must publish the audit report on the website within 10 business days of receiving the department's approval of the audit report and keep the audit report published on the website until the end date of this approval</p>	Within 10 business days of receiving the department's approval of the audit report	Section 7.3.2.2 CEMP
22	<p>Within 30 days after the completion of the action, the approval holder must notify the department in writing and provide completion data.</p>	Within 30 days after the completion of the action	Section 7.3.2.2 CEMP

C3: NSW Infrastructure CoA

ID	Condition	Timing	Document Reference
PART A: ADMINISTRATIVE			
General			
A1	The Proponent must carry out the SSI in accordance with the terms of this approval and generally in accordance with the: (a) Moorebank Avenue Realignment Environmental Impact Statement Volume 1 and Volume 2 prepared by EMM for Sydney Intermodal Terminal Alliance dated March 2021; and (b) Moorebank Avenue Realignment Response to Submissions prepared for Sydney Intermodal Terminal Alliance dated May 2021	Construction and Operation	Section 1.2 CEMP
A2	The SSI must only be carried out in accordance with all procedures, commitments, preventative actions, performance criteria and mitigation measures set out in the documents listed in Condition A1 unless otherwise specified in, or required under, this approval.	Construction and Operation	Section 1.2 CEMP
A3	In the event of an inconsistency between: (a) the terms of this approval and any document listed in Condition A1, the terms of this approval will prevail to the extent of the inconsistency; and (b) any document listed in Condition A1, the most recent document will prevail to the extent of the inconsistency. <i>Note: For the purpose of this condition, there will be an inconsistency between a term of this approval and any document if it is not possible to comply with both the term and the document.</i>	Construction and Operation	Section 1.2 CEMP
A4	The Proponent must comply with all written requirements or directions of the Planning Secretary, including in relation to: (a) the environmental performance of the SSI; (b) any document or correspondence in relation to the SSI; (c) any notification given to the Planning Secretary under the terms of this approval; (d) any audit of the construction or operation of the SSI; (e) the terms of this approval and compliance with the terms of this approval (including anything required to be done under this approval); (f) the carrying out of any additional monitoring or mitigation measures; and (g) in respect of ongoing monitoring and management obligations, compliance with an updated or revised version of a guideline, protocol, Australian Standard or policy required to be complied with under this approval.	Construction and Operation	Section 1.2 CEMP
A5	Where the terms of this approval require a document or monitoring program to be prepared or a review to be undertaken in consultation with identified parties, evidence of the consultation undertaken must be submitted to the Planning Secretary with the document. The evidence must include: (a) documentation of the engagement with the party identified in the condition of approval that has occurred before submitting the document for approval;	Construction and Operation	Section 1.6 CEMP Appendix B of relevant sub-plans

ID	Condition	Timing	Document Reference
	(b) a log of the dates of engagement or attempted engagement with the identified party; (c) documentation of the follow-up with the identified party where engagement has not occurred to confirm that they do not wish to engage or have not attempted to engage after repeated invitations; (d) outline of the issues raised by the identified party and how they have been addressed; and (e) a description of the outstanding issues raised by the identified party and the reasons why they have not been addressed.		
A6	A strategy, plan or program (or the like) required by the terms of this approval may be combined with any other strategy(ies), plan(s) or program(s) with the agreement of the Planning Secretary.	Construction and Operation	Section 1.5.1 CEMP
A7	This approval lapses five years after the date on which it is granted, unless work has physically commenced on or before that date.	Approval lapses five years after the date it was granted (unless works have begun)	Following approval of the CEMP and Sub-plan, construction will commence
A8	Despite Condition A7, work under this approval can only commence while SVPA-2018-9696 is in force	Design	Design report
A9	Signalisation of intersections as described in Section 5.3.5 of the EIS referenced in Condition A1 is not approved unless agreed to by TfNSW following the outcomes of the process outlined in Condition E57.	Construction and Operation	Design report
A10	References in the terms of this approval to any guideline, protocol, Australian Standard or policy are to such guidelines, protocols, Australian Standards or policies in the form they are in as at the date of this approval.	Design and pre-construction	Section 4.3 CEMP Appendix B1 - Legislation register
Staging			
A11	Any document that must be submitted or action taken within a timeframe specified in or under the terms of this approval may be submitted or undertaken within a later timeframe agreed with the Planning Secretary. This condition does not apply to the written notification required in respect of an incident under Condition A40.	Construction and Operation	Section 1.5 CEMP
A12	The SSI may be constructed and/or operated in stages. Where staging is proposed, a Staging Report (for either or both construction and operation as the case may be) must be prepared. The Staging Report must be endorsed by the ER and then submitted to the Planning Secretary for information no later than one month before the commencement of construction of the first of the proposed stages of construction (or if only staged operation is proposed, one month before the commencement of operation of the first of the proposed stages of operation) or no later than one month before the lodgement of any CEMP or CEMP subplan for the first of the proposed stages of construction or the first of the proposed stages of operation.	No later than one month before the commencement of construction of the first proposed stage.	Not triggered – the project is not being staged
A13	Despite Condition A12, the existing Moorebank Avenue must remain open to through traffic until construction of the realigned Moorebank Avenue is completed in its entirety and open to all traffic. Work to enable the restricted access to MLP may commence if it does not result in impacts to through traffic.	Pre-construction	Section 2 CEMP Appendix G - CTTMP

ID	Condition	Timing	Document Reference
A14	<p>The Staging Report must:</p> <p>(a) if staged construction is proposed, set out how the construction of the whole of the SSI will be staged, including details of work and other activities to be carried out in each stage and the general timing of when construction of each stage will commence and finish;</p> <p>(b) if staged operation is proposed, set out how the operation of the whole of the SSI will be staged, including details of work and other activities to be carried out in each stage and the general timing of when operation of each stage will commence and finish (if relevant);</p> <p>(c) specify how compliance with conditions will be achieved across and between each of the stages of the SSI;</p> <p>(d) set out mechanisms for managing any cumulative impacts arising from the proposed staging; and</p> <p>(e) for the purposes of informing Conditions C3, C9 and 0, include an assessment of the predicted level of environmental risk and potential level of community concern posed by the construction activities required to construct each stage of the SSI. With respect to (e) above, the risk assessment must use an appropriate process consistent with AS/NZS ISO 31000: 2018 Risk Management – Guidelines.</p> <p><i>Note</i></p> <p>1. A Staging Report may reflect the staged construction and operation of the project through geographical activities, temporal activities or activity-based staging.</p> <p>2. The risk matrix must reflect the stages of construction identified in the Staging Report.</p>	Pre-construction	Not triggered – the project is not being staged
A15	The SSI must be staged in accordance with the Staging Report where one is prepared.	Pre-construction	Not triggered – the project is not being staged
A16	Where staging is proposed, the terms of this approval that apply or are relevant to the work or activities to be carried out in a specific stage must be complied with at the relevant time for that stage.	Pre-construction	Not triggered – the project is not being staged
A17	Where changes are proposed to the staging of construction or operation, a revised Staging Report must be prepared, endorsed by the ER and submitted to the Planning Secretary for information no later than one month before the proposed change in the staging.	No later than one month before the proposed change in the staging.	Not triggered – the project is not being staged
A18	Where changes are proposed to the risk assessment related to the staging of construction or operation, a revised Staging Report or updated risk assessment where Condition A19 applies, must be submitted to the Planning Secretary one (1) month before the lodgement of any CEMP or CEMP sub-plan associated with that stage.	If staging is not proposed, one month before the commencement of construction or one month before CEMP lodgement	Not triggered – the project is not being staged
A19	If staging is not proposed, a risk assessment, consistent with the requirements of Condition A14(e) must be prepared for the purposes of informing Conditions C3, C9 and 0. The risk assessment must be endorsed by the ER and then submitted to the Planning Secretary no later than one month before the commencement of construction or no later than one month before the lodgement of any CEMP or CEMP subplan.	If staging is not proposed, one month before the commencement of construction or one month before CEMP lodgement	Section 4.2 CEMP Appendix C – Risk Register

ID	Condition	Timing	Document Reference
A20	<p>The Proponent may submit any strategies, plans or programs required by this approval on a progressive basis.</p> <p><i>Notes:</i></p> <ol style="list-style-type: none"> 1. While any strategy, plan or program may be submitted on a progressive basis, the Proponent must ensure that operations on site are covered by suitable strategies, plans or programs at all times; and 2. If the submission of a strategy, plan or program is to be staged, then the relevant strategy, plan or program must clearly describe the specific stage to which the strategy, plan or program applies, the relationship of this stage to future stages, and the trigger for updating the strategy, plan or program. 3. The staged submission of strategies, plans or programs may reflect the construction and operation of the project through geographical activities, temporal activities or activity-based staging. 	Pre-construction	Section 1.5.1 CEMP
Ancillary Facilities			
A21	<p>Ancillary facilities that are not identified by description and location in the documents listed in Condition A1 can only be established and used in each case if:</p> <ol style="list-style-type: none"> (a) they are located within or immediately adjacent to the construction boundary; and (b) they are not located next to sensitive land use(s) (including where an access road is between the facility and the receiver), unless the landowner and occupier have given written acceptance to the carrying out of the relevant facility in the proposed location; and (c) they have no impact on heritage items or heritage objects (including areas of archaeological sensitivity), threatened species, populations or ecological communities beyond the impacts approved under the terms of this approval; and (d) the establishment and use of the facility can be carried out and managed within the outcomes set out in the terms of this approval, including in relation to environmental, social and economic impacts. 	Pre-construction	Section 2.4 CEMP
Site Establishment			
A22	<p>Before establishment of a construction ancillary facility (excluding minor construction ancillary facilities established under Condition A24), the Proponent must prepare an Ancillary Site Establishment Management Plan which outlines the environmental management practices and procedures to be implemented for the establishment of the construction ancillary facilities. The Ancillary Site Establishment Management Plan must be prepared in consultation with the relevant council and government agencies. The Plan must be submitted to the Planning Secretary for approval one month before the establishment of any construction ancillary facilities. The Ancillary Site Establishment Management Plan must detail the management of the construction ancillary facilities and include:</p> <ol style="list-style-type: none"> (a) a description of activities to be undertaken during establishment of the construction ancillary facility (including scheduling and duration of work to be undertaken at the site); (b) figures illustrating the proposed operational site layout and the location of the closest sensitive land user(s); (c) a program for ongoing analysis of the key environmental risks arising from the site establishment activities described in subsection (a) of this condition, including an initial risk assessment undertaken before the commencement of site establishment work; (d) details of how the site establishment activities described in subsection (a) of this condition will be carried out to: 	One month before the establishment of any construction ancillary facilities.	Section 2.4.3 CEMP SEMP (if required)

ID	Condition	Timing	Document Reference
	<p>(i) meet the performance outcomes stated in the documents listed in Condition A1, and</p> <p>(ii) manage the risks identified in the risk analysis undertaken in subsection (c) of this condition; and</p> <p>(e) a program for monitoring the performance outcomes, including a program for construction noise monitoring.</p> <p>Nothing in this condition prevents the Proponent from preparing individual Ancillary Site Establishment Management Plans for each construction ancillary facility.</p> <p><i>Note: This condition only applies to the establishment of ancillary facilities identified and assessed in the documents listed in Condition A1 and is only needed before a CEMP(s) which includes measures to manage use of the relevant construction ancillary facility is approved.</i></p>		
A23	<p>A construction ancillary facility established under Condition A22 must not be used until the CEMP required by Condition C1, relevant CEMP Sub-plans required by Condition C6 and relevant Construction Monitoring Programs required by Condition C12 have been approved by the Planning Secretary.</p>	Pre-construction	Section 2.4 CEMP
A24	<p>Lunch sheds, office sheds, portable toilet facilities, car parking, material storage, and the like, can be established and used where they have been assessed in the documents listed in Condition A1 or satisfy the following criteria:</p> <p>(a) are located within or adjacent to the construction boundary; and</p> <p>(b) have been assessed by the ER to have -</p> <p>(i) minimal amenity impacts to surrounding residences and businesses, after consideration of matters such as compliance with the Interim Construction Noise Guideline (DECC, 2009), traffic and access impacts, dust and odour impacts, and visual (including light spill) impacts, and</p> <p>(ii) minimal environmental impact with respect to waste management and flooding, and</p> <p>(iii) no impacts on biodiversity, soil and water, and heritage items or Aboriginal objects beyond those already approved under other terms of this approval.</p>	Construction	Section 2.4 CEMP
Independent Appointments			
A25	<p>Independent Appointments required by the terms of this approval must have regard to Seeking approval from the Department for the appointment of independent experts (DPIE, 2020) and hold current membership of a relevant professional body, unless otherwise agreed by the Planning Secretary.</p>	Pre-construction Construction	As required Section 5.1.4 CEMP
A26	<p>The Planning Secretary may at any time commission an audit of how an Independent Appointment has exercised their functions. The Proponent must:</p> <p>(a) facilitate and assist the Planning Secretary in any such audit; and</p> <p>(b) make it a term of their engagement of an Independent Appointment that the Independent Appointment facilitate and assist the Planning Secretary in any such audit.</p>	Construction	Section 7.3.2 CEMP
A27	<p>The Planning Secretary may withdraw its approval of an Independent Appointment should they consider the Independent Appointment has not exercised their functions in accordance with this approval.</p> <p><i>Note: Conditions A26 and A27 apply to all Independent Appointments including the ER.</i></p>	Pre-construction Construction	As required Section 5.1.4 CEMP

ID	Condition	Timing	Document Reference
Environmental Representative			
A28	Work must not commence until an Environmental Representative (ER) has been nominated by the Proponent and approved by the Planning Secretary.	Prior to commencement of construction	Section 5.1.1 CEMP
A29	The Planning Secretary's approval of an ER must be sought no later than one month before the commencement of work.	No later than one month before the commencement of work	Section 5.1.1 CEMP
A30	The Proponent may engage more than one ER for the SSI, in which case the functions to be exercised by an ER under the terms of this approval may be carried out by any ER that is approved by the Planning Secretary for the purposes of the SSI.	Pre-construction	Section 5.1.1 CEMP
A31	<p>For the duration of work or as agreed with the Planning Secretary, the approved ER must:</p> <ul style="list-style-type: none"> (a) receive and respond to communication from the Planning Secretary in relation to the environmental performance of the SSI; (b) consider and inform the Planning Secretary on matters specified in the terms of this approval; (c) consider and recommend to the Proponent any improvements that may be made to work practices to avoid or minimise adverse impact to the environment and to the community; (d) review documents identified in Conditions A12, A22, C1, C6 and C12 and any other documents that are identified by the Planning Secretary, for consistency with requirements in or under this approval and if so: <ul style="list-style-type: none"> (i) make a written statement to this effect before submission of such documents to the Planning Secretary (if those documents are required to be approved by the Planning Secretary); or (ii) make a written statement to this effect before the implementation of such documents (if those documents are required to be submitted to the Planning Secretary / Department for information or are not required to be submitted to the Planning Secretary/Department); (iii) provide a written statement/submission via the Major Projects portal to the Planning Secretary advising the documents have been reviewed for consistency by the ER; (e) regularly monitor the implementation of the requirements of documents listed in Conditions A12, A22, C1, C6 and C12 and the terms of this approval; (f) as may be requested by the Planning Secretary, help plan or attend audits of the development commissioned by the Department including scoping audits, programming audits, briefings and site visits, but not independent environmental audits required under Condition A35 of this approval; (g) as may be requested by the Planning Secretary, assist in the resolution of community complaints; (h) consider or assess the impacts of minor construction ancillary facilities comprising lunch sheds, office sheds, portable toilet facilities and materials storage, as required by Condition A24 of this approval; (i) consider minor amendments to be made to the Ancillary Site Establishment Management Plan, CEMP, CEMP Sub-plans and monitoring programs without increasing impacts to nearby receivers or that comprise updating or are of an administrative nature, and are consistent with the terms of this approval and the CEMP, CEMP Sub-plans and monitoring programs approved by the Planning Secretary and, if satisfied such amendment is necessary, approve the amendment. This does not include modification to the terms of this approval; 	<p>Construction</p> <p>Monthly - must be submitted within seven days following the end of each month for the duration of the ER's engagement.</p>	Section 5.1.1 CEMP

ID	Condition	Timing	Document Reference
	<p>(j) prepare and submit to the Planning Secretary and other relevant regulatory agencies, for information, an Environmental Representative Monthly Report providing the information set out in the Environmental Representative Protocol under the heading “Environmental Representative Monthly Reports.” The Environmental Representative Monthly Report must be submitted within seven days following the end of each month for the duration of the ER’s engagement for the SSI, or as otherwise agreed by the Planning Secretary; and</p> <p>(k) make recommendations to the Planning Secretary that the activities reliant on the definition of Low Impact Works are consistent with the definition.</p>		
A32	The Proponent must provide the ER with documentation requested by the ER in order for the ER to perform their functions specified in Condition A31 (including preparation of the ER monthly report), as well as:	Construction	Section 5.1.1 CEMP
A32	(a) the complaints register (to be provided on a weekly basis or as requested); and	Weekly basis (or as requested)	Section 5.4.3 CEMP
A32	(b) a copy of any assessment carried out by the Proponent of whether proposed work is consistent with the approval (which must be provided to the ER before the commencement of the subject work).	Construction	Section 1.5 CEMP
Notification of Commencement			
A33	The Department must be notified in writing of the dates of commencement of construction and operation at least one month before those dates.	One month before the commencement of construction and operation.	Section 1.5.2 CEMP
Auditing			
A34	Proposed independent auditors must be agreed to in writing by the Planning Secretary before the commencement of an Independent Audit. This condition does not apply to the engagement of auditors required under Condition E58.	Must be approved before the commencement of an Independent Audit	Section 7.3.2.1 CEMP
A35	Independent Audits of the SSI must be conducted and carried out in accordance with the Independent Audit Post Approval Requirements (DPIE, 2020).	Construction	Section 7.3.2.1 CEMP
A36	The Planning Secretary may require the initial and subsequent Independent Audits to be undertaken at different times to those specified above, upon giving at least four weeks’ notice (or timing as stipulated by the Planning Secretary) to the Proponent of the date upon which the audit must be commenced.	At least four weeks notice will be given to the Proponent	Section 7.3.2.1 CEMP
A37	<p>In accordance with the specific requirements in the Independent Audit Post Approval Requirements (DPIE, 2020), the Proponent must:</p> <p>(a) review and respond to each Independent Audit Report prepared under Condition A35 or Condition A36;</p> <p>(b) submit the response to the Planning Secretary; and</p> <p>(c) make each Independent Audit Report and response to it publicly available 60 days after submission to the Planning Secretary, or as otherwise agreed by the Planning Secretary.</p>	Construction	Section 7.3.2.1 CEMP

ID	Condition	Timing	Document Reference
A38	Independent Audit Reports and the Proponent's response to audit findings must be submitted to the Planning Secretary within two months of undertaking the independent audit site inspection as outlined in the Independent Audit Post Approval Requirements (DPIE, 2020).	Within two months of undertaking the independent audit site inspection.	Section 7.3.2.1 CEMP
A39	Notwithstanding the requirements of the Independent Audit Post Approval Requirements (DPIE, 2020), the Planning Secretary may approve a request for ongoing independent operational audits to be ceased, where it has been demonstrated to the Planning Secretary's satisfaction that independent operational audits have demonstrated operational compliance.	Operation	Not triggered
Incidence and Non-Compliance Notification and Reporting			
A40	The Planning Secretary must be notified via the Major Projects website immediately after the Proponent becomes aware of an incident. The notification must identify the SSI (including the application number and the name of the SSI if it has one) and set out the location and nature of the incident.	Immediately upon becoming aware of the incident via the Major Projects website	Section 6.1.2 CEMP
Identification of Workforce and Compounds			
A41	Subsequent notification of an incident must be given and reports submitted in accordance with the requirements set out in APPENDIX B.	Construction	Section 6.1.2 CEMP
A42	The Planning Secretary must be notified via the Major Projects website within seven days after the Proponent becomes aware of any non-compliance. The notification must identify the SSI (including the application number and the name of the SSI if it has one), set out the condition/s that is non-compliant, the nature of the breach; the reason for the non-compliance (if known) and what actions have been, or will be, undertaken to address the non-compliance.	Non-compliance notification required in writing via the Major Projects website within seven (7) days after the Proponent becomes aware of the non-compliance	Section 7.2 CEMP
A43	A non-compliance which has been notified as an incident does not need to also be notified as a non-compliance.	Construction	Section 7.2 CEMP
Compounds			
A44	The SSI name; application number; telephone number, postal address and email address required under Condition B9 of this approval must be made available on site boundary fencing / hoarding at each ancillary facility before the commencement of construction. This information must also be provided on the website required under Condition B13 of this approval.	Pre-construction	Section 2.4.2 CEMP
PART B: COMMUNICATION INFORMATION AND REPORTING			
Community Consultative Committee			
B1	Before the commencement of construction, a Community Consultative Committee (CCC) must be established for the development in accordance with the Department's Community Consultative Committee Guidelines: State Significant Projects (2019). The CCC must begin to exercise functions in accordance with such guidelines before the commencement of construction and continue to do so for the duration of construction.	Pre-construction	Section 5.4.4 CEMP
B2	The Planning Secretary may consider a request to expand an existing CCC for the MLP to cover the development and to satisfy Condition B1.	Pre-construction	Section 5.4.4 CEMP

ID	Condition	Timing	Document Reference
B3	<p>A Community Communication Strategy must be prepared to provide mechanisms to facilitate communication about construction and operation of the SSI with:</p> <ul style="list-style-type: none"> (a) the community (including adjoining affected landowners and businesses, and others directly impacted by the SSI); and (b) the relevant councils, EPA, EES Group, Heritage NSW, DPIE Water and Sydney Water, as applicable. <p>The Strategy must address who (the Proponent, and/or construction contractor) will engage with the community, relevant councils and agencies, how they will engage and the timing of engagements.</p>	Prior to the commencement of construction	Section 5.4.1 CEMP Community Communication Strategy
B4	<p>The Community Communication Strategy must:</p> <ul style="list-style-type: none"> (a) identify people, organisations, councils and agencies to be consulted during the design and work phases; (b) identify details of the community demographics; (c) set out procedures and mechanisms for the regular distribution of accessible information including to LOTE and CALD and vulnerable communities about or relevant to the SSI; (d) identify opportunities for education within the community about construction sites; (e) detail the measures for advising the community in advance of upcoming construction including upcoming out-of-hours work and blasting activities (f) provide for the formation of issue or location-based community forums that focus on key environmental management issues of concern to the relevant community(ies) for the SSI; (g) set out procedures and mechanisms: <ul style="list-style-type: none"> (i) through which the community can discuss or provide feedback to the Proponent 24 hours a day, seven days per week; (ii) through which the Proponent will respond to enquiries or feedback from the community; and (iii) to resolve any issues and mediate any disputes that may arise in relation to the environmental management and delivery of the SSI, including disputes regarding rectification or compensation. 	Prior to the commencement of construction	Section 5.4.1 CEMP Community Communication Strategy
B5	<p>The Planning Secretary may consider a request to expand an approved Community Communication Strategy for the MLP to cover the Moorebank Avenue Realignment project and to satisfy Conditions B3 and B4.</p>	Pre-construction	Section 5.4.1 CEMP Community Communication Strategy
B6	<p>The Community Communication Strategy must be submitted to and approved by the Planning Secretary before the commencement of construction, unless otherwise agreed by the Planning Secretary.</p>	Prior to the commencement of construction	Section 5.4.1 CEMP Community Communication Strategy
B7	<p>The Community Communication Strategy, as approved by the Planning Secretary, must be implemented for the duration of the work and for 12 months following the completion of construction.</p>	For the duration of the work and 12 months after the completion of construction.	Section 5.4.1 CEMP Community Communication Strategy

ID	Condition	Timing	Document Reference
Complaints Management System			
B8	A Complaints Management System must be prepared and implemented before the commencement of any Work and maintained for the duration of construction and for a minimum for 12 months following completion of construction of the SSI.	Construction For the duration of the work and 12 months after the completion of construction.	Section 5.4.3 CEMP
B9	The following information must be available to facilitate community enquiries and manage complaints one month before the commencement of work and for 12 months following the completion of construction: (a) a 24- hour telephone number for the registration of complaints and enquiries about the SSI; (b) a postal address to which written complaints and enquires may be sent; (c) an email address to which electronic complaints and enquiries may be transmitted; and (d) a mediation system for complaints unable to be resolved. This information must be accessible to all regardless of age, ethnicity, disability or literacy level.	Construction For the duration of the work and 12 months after the completion of construction.	Section 5.4.3 CEMP
B10	A Complaints Register must be maintained recording information on all complaints received about the SSI during the carrying out of any work and for a minimum of 12 months following the completion of construction. The Complaints Register must record the: (a) number of complaints received; (b) the date and time of the complaint; (c) the method by which the complaint was made; (d) any personal details of the complainant which were provided by the complainant or, if no such details were provided, a note to that effect; (e) nature of the complaint; (f) means by which the complaint was addressed and whether resolution was reached, with or without mediation; and (g) if no action was taken, the reason(s) why no action was taken. Complainants must be advised, where possible, that the Complaints Register may be forwarded to Government agencies to allow them to undertake their regulatory duties.	For the duration of the work and 12 months after the completion of construction.	Section 5.4.3 CEMP
B11	The Complaints Register must be provided to the Planning Secretary upon request, within the timeframe stated in the request.	Upon request of the Planning Secretary	Section 5.4.3 CEMP
B12	The Planning Secretary may consider a request to expand an existing Complaints Management System for the MLP to cover the Moorebank Avenue Realignment project and to satisfy Conditions B8 and B10.	Pre-construction Construction Operation	Section 5.4.3 CEMP
B13	A website or webpage providing information in relation to the SSI must be established before commencement of work and be maintained for the duration of construction, and for a minimum of 24 months following the completion of construction. The following up-to-date information (excluding confidential, private, commercial information or any other information that the	Established before commencement of work and be maintained for the duration of construction, and for a	Section 5.4.2 CEMP

ID	Condition	Timing	Document Reference
	<p>Planning Secretary has approved to be excluded) must be published before the relevant work commences and maintained on the website or dedicated pages including:</p> <ul style="list-style-type: none"> (a) information on the current implementation status of the SSI; (b) a copy of the documents listed in Condition A1, and any documentation relating to any modifications made to the SSI or the terms of this approval; (c) a copy of this approval in its original form, a current consolidated copy of this approval (that is, including any approved modifications to its terms), and copies of any approval granted by the Minister to a modification of the terms of this approval; (d) a copy of each statutory approval, licence or permit required and obtained in relation to the SSI; (e) a copy of the most recently approved version of each document required under the terms of this approval; and (f) a copy of the reports of audits required under the terms of this approval. <p>Where the information / document relates to a particular activity or is required to be implemented, it must be published before the commencement of the relevant activity to which it relates and before its implementation.</p> <p>All information required in this condition must be available on the Proponent's website, ordered in a logical sequence and easy to navigate.</p>	<p>minimum of 24 months following the completion of construction.</p>	
PART C: CONSTRUCTION ENVIRONMENTAL MANAGEMENT			
C1	<p>(A) Construction Environmental Management Plan(s) (CEMPs) must be prepared having regard to the Environmental Management Plan Guideline for Infrastructure Projects (Department of Planning, Industry and Environment, 2020). The CEMP must detail how the performance outcomes, commitments and mitigation measures specified in the documents listed in Condition A1 will be implemented and achieved during construction.</p>	<p>One month before the commencement of construction or where construction is staged no later than one (1) month before the commencement of that stage</p>	<p>Section 1.2 CEMP Section 4.3.3 CEMP Sections 5 and 6 of each Sub-plan</p>
C2	<p>With the exception of the CEMP(s) expressly nominated by the Planning Secretary to be endorsed by the ER, all CEMPs must be submitted to the Planning Secretary for approval.</p> <p><i>Note: The Planning Secretary will consider the assessment of the predicted level of environmental risk and potential level of community concern required under Condition A14(e) or A19 when deciding whether any CEMPs may be endorsed by the ER.</i></p>	<p>One month before the commencement of construction or where construction is staged no later than one (1) month before the commencement of that stage</p>	<p>Section 1.5 and Table 1.4 CEMP</p>
C3	<p>A CEMP must provide:</p>	<p>Pre-construction</p>	
C3	<p>(a) a description of activities to be undertaken during construction (including the scheduling of construction);</p>	<p>Pre-construction</p>	<p>Section 2.3 and Tables 2.1 and 2.2 CEMP</p>
C3	<p>(b) details of environmental policies, guidelines and principles to be followed in the construction of the SSI;</p>	<p>Pre-construction</p>	<p>Section 4.3.3 CEMP</p>
C3	<p>(c) a program for ongoing analysis of the key environmental risks arising from the activities described in subsection (a) of this condition, including an initial risk assessment undertaken before the commencement of construction of the SSI;</p>	<p>Pre-construction</p>	<p>Section 4.2 CEMP Appendix C – Risk Register</p>

ID	Condition	Timing	Document Reference
C3	(d) details of how the activities described in subsection (a) of this condition will be carried out to: (i) meet the performance outcomes stated in the documents listed in Condition A1; and	Pre-construction	Section 7.1 CEMP (monitoring and inspections) Section 7.2 CEMP (non-compliances) Section 7.3 CEMP (auditing) Section 7.5 CEMP (review)
C3	(ii) manage the risks identified in the risk analysis undertaken in subsection (c) of this condition;	Pre-construction	Section 4.2 CEMP Section 7 CEMP Refer to "Mitigation Measures" in each Sub-plan
C3	(e) an inspection program detailing the activities to be inspected and frequency of inspections;	Pre-construction	Section 7.1.1 CEMP See "Compliance Management" section in each Sub-plan and specific monitoring programs for noise, water, heritage
C3	(f) a protocol for managing and reporting any: (i) incidents; and	Pre-construction	Section 6 CEMP Section 6.1.3 CEMP (notification) Section 6.1.3 CEMP (investigation)
C3	(ii) non-compliances with this approval or statutory requirements;	Pre-construction	Section 7.2 CEMP
C3	(g) procedures for rectifying any non-compliance with this approval identified during compliance auditing, incident management or at any time during construction;	Pre-construction	Section 7.2.3 CEMP
C3	(h) a list of all the CEMP Sub-plans to be prepared in respect of construction, as set out in documents listed in Condition A1. Where staged construction of the SSI is proposed, the CEMP must also identify which CEMP Sub-plan applies to each of the proposed stages of construction;	Pre-construction	Section 3.2.2 CEMP Table 3.1 CEMP Section 2.2 CEMP – the Project will not be staged
C3	(i) an organisational chart including description of the roles and environmental responsibilities for relevant employees and any independent appointments;	Pre-construction	Section 5.1 and Figure 5.1 CEMP
C3	(j) for training and induction for employees, including contractors and sub-contractors, in relation to environmental and compliance obligations under the terms of this approval; and	Pre-construction	Section 5.2 CEMP

ID	Condition	Timing	Document Reference
C3	(k) for periodic review and update of the CEMP and all associated plans and programs	Pre-construction	Section 7.5 CEMP
C4	Any CEMP not requiring the Planning Secretary's approval must be submitted to the ER for endorsement no later than one (1) month before the commencement of construction or where construction is staged, no later than one (1) month before the commencement of that stage. That CEMP must obtain the endorsement of the ER as being consistent with the conditions of this approval and all undertakings made in the documents listed in Condition A1.	No later than one (1) month before the commencement of construction or where construction is staged, no later than one (1) month before the commencement of that stage.	Section 1.5 and Table 1.4 CEMP Section 2.2 CEMP – the Project will not be staged
C5	Any CEMP to be approved by the Planning Secretary must be endorsed by the ER and then submitted to the Planning Secretary for approval no later than one (1) month before the commencement of construction, or where construction is staged, no later than one (1) month before the commencement of that stage.	No later than one (1) month before the commencement of construction or where construction is staged, no later than one (1) month before the commencement of that stage.	Section 1.5 and Table 1.4 CEMP Section 2.2 CEMP – the Project will not be staged
C6	CEMP Sub-plans as identified in documents listed in Condition A1 must be prepared in consultation with relevant government agencies and stakeholders. Relevant government agencies and stakeholders must be nominated in the risk assessment matrix submitted to the Planning Secretary require in accordance with Condition A14 or A19. Details of all information requested by an agency during consultation must be provided to the Planning Secretary as part of any submission of the relevant CEMP Sub-plan, including copies of all correspondence from those agencies as required by Condition A5.	Pre-construction	Section 1.6 and Table 1.5 of the CEMP and Appendix A in each Sub-plan (consultation) Section 1.5 CEMP Appendix C (risk assessment) Section 2.2 CEMP – the Project will not be staged
C7	The CEMP Sub-plans must state how: (a) the environmental performance outcomes identified in the documents listed in Condition A1 will be achieved;	Pre-construction	Sections, 5, 6 and 7 of each Sub-plan
C7	(b) the mitigation measures identified in the documents listed in Condition A1 will be implemented;	Pre-construction	Refer to "Mitigation Measures" in each Sub-plan
C7	(c) the relevant terms of this approval will be complied with; and	Pre-construction	Section 3 of each Sub-plan
C7	(d) issues requiring management during construction (including cumulative impacts), as identified through ongoing environmental risk analysis, will be managed through SMART principles.	Pre-construction	Section 4.2 CEMP Appendix C (risk assessment)
C8	With the exception of any CEMP Sub-plans expressly nominated by the Planning Secretary to be endorsed by the ER, all CEMP sub-plans must be submitted to the Planning Secretary for approval. <i>Note: The Planning Secretary will consider the assessment of the predicted level of environmental risk and potential level of community concern required under Condition A14(e) when deciding whether any CEMP Sub-plans may be endorsed by the ER.</i>	Pre-construction	Section 1.5 and Table 1.4 CEMP Section 1.5 of each Sub-plan

ID	Condition	Timing	Document Reference
C9	The CEMP Sub-plans not requiring the Planning Secretary’s approval must obtain the endorsement of the ER as being in accordance with the conditions of approval and all relevant undertakings made in the documents listed in Condition A1. Any of these CEMP Sub-plans must be submitted to the ER with, or subsequent to, the submission of the CEMP but in any event, no later than one (1) month before construction or where construction is staged no later than one (1) month before the commencement of that stage	No later than one (1) month before the commencement of construction or where construction is staged, no later than one (1) month before the commencement of that stage.	Section 1.5 and Table 1.4 CEMP Section 1.5 of each Sub-plan
C10	Any of the CEMP Sub-plans to be approved by the Planning Secretary must be submitted to the Planning Secretary with, or subsequent to, the submission of the CEMP but in any event, no later than one (1) month before construction or where construction is staged no later than one (1) month before the commencement of that stage.	No later than one (1) month before the commencement of construction or where construction is staged, no later than one (1) month before the commencement of that stage.	Section 1.5 and Table 1.4 CEMP Section 1.5 of each Sub-plan
C11	Construction must not commence until the CEMP and all CEMP Sub-plans have been approved by the Planning Secretary or endorsed by the ER (whichever is applicable), unless otherwise agreed by the Planning Secretary. The CEMP and CEMP Sub-plans, as approved by the Planning Secretary or endorsed by the ER (whichever is applicable), including any minor amendments approved by the ER, must be implemented for the duration of construction.	Pre-construction	Section 1.5 and Table 1.4 CEMP Section 1.5 of each Sub-plan
Construction Noise and Vibration Monitoring Program			
C12	A Construction Noise and Vibration Monitoring Program must accompany the Noise and Vibration Management Sub-plan when it is lodged for endorsement or approval in accordance with Conditions C9 and C10. The Construction Noise and Vibration Monitoring Program must be prepared in consultation with the relevant council(s) to compare actual performance of construction of the SSI against the performance predicted in the documents listed in Condition A1 or in the relevant CEMP.	Prior to the commencement of construction	Appendix H - CVNMP
C13	The Construction Noise and Vibration Monitoring Program must provide: (a) details of baseline data available; (b) details of baseline data to be obtained and when; (c) details of all monitoring of the project to be undertaken; (d) the parameters of the project to be monitored; (e) the frequency of monitoring to be undertaken; (f) the location of monitoring; (g) the reporting of monitoring results and analysis results against relevant criteria; (h) details of the methods that will be used to analyse the monitoring data; (i) procedures to identify and implement additional mitigation measures where the results of the monitoring indicate unacceptable project impacts; (j) a consideration of SMART principles; (k) any consultation to be undertaken in relation to the monitoring programs;	Pre-construction	Appendix H - CVNMP

ID	Condition	Timing	Document Reference
	(l) any specific requirements outlined in the terms of this approval; and (m) Details of all information requested by an agency during consultation, including copies of all correspondence from those agencies as required by Condition A5.		
C14	Unless expressly nominated by the Planning Secretary to be endorsed by the ER, the Construction Noise and Vibration Monitoring Program must be submitted to the Planning Secretary for approval.	Before the commencement of construction. Must be submitted with the Noise and Vibration Management Sub-plan required under C9 and C10	Section 1.5 CEMP Appendix H - CVNMP
C15	Unless otherwise agreed with the Planning Secretary, construction must not commence until the Construction Noise and Vibration Monitoring Program has been approved by the Planning Secretary, and all relevant baseline data for the specific construction activity has been collected.	Pre-construction	Section 1.5 CEMP Appendix H - CVNMP
C16	The Construction Noise and Vibration Monitoring Program, including any minor amendments approved by the ER must be implemented for the duration of construction and for any longer period set out in the monitoring program or specified by the Planning Secretary, whichever is the greater.	Pre-construction	Appendix H - CVNMP
C17	The results of construction noise and vibration monitoring must be included in a Construction Noise Monitoring Report. The report must also include a summary of the monitoring results against the relevant noise criteria identified in the Construction Noise and Vibration Monitoring Program and be published on the Proponent's website in accordance with the reporting frequency specified in the monitoring program.	Pre-construction	Appendix H - CVNMP
PART D: OPERATIONAL ENVIRONMENTAL MANAGEMENT			
Operation Environmental Management Plan			
D1	An Operational Environmental Management Plan (OEMP) must be prepared having regard to the Environmental Management Plan Guideline for Infrastructure Projects (Department of Planning, Industry and Environment, 2020). The OEMP must detail how the performance outcomes, commitments and mitigation measures made and identified in the documents listed in Condition A1 will be implemented and achieved during operation. Condition D1 does not apply if Condition D2 of this approval applies.	Operation	Not Triggered
D2	An OEMP is not required for the SSI if the Proponent has an Environmental Management System (EMS) or equivalent as agreed with the Planning Secretary, and demonstrates, to the satisfaction of the Planning Secretary, that through the EMS or equivalent: (a) the performance outcomes, commitments and mitigation measures, made and identified in the documents listed in Condition A1, and specified relevant terms of this approval can be achieved; (b) issues identified through ongoing risk analysis can be managed; and (c) procedures are in place for rectifying any non-compliance with this approval identified during compliance auditing, incident management or any other time during operation.	Operation	Not Triggered

ID	Condition	Timing	Document Reference
D3	Where an OEMP is required or an EMS adopted, measures to maintain infrastructure and to manage operational impacts to biodiversity and stormwater must be included.	Operation	Not Triggered
D4	The OEMP or EMS or equivalent as agreed with the Planning Secretary, must be submitted to the Planning Secretary for information no later than one month before the commencement of operation. The OEMP or EMS or equivalent as agreed with the Planning Secretary, as submitted to the Planning Secretary and amended from time to time, must be implemented for the duration of operation and the OEMP or EMS or equivalent must be made publicly available before the commencement of operation.	No later than one month before the commencement of operation.	Not Triggered
PART E: KEY ISSUE CONDITIONS			
Construction Air Quality			
E1	Measures must be implemented to minimise and manage the emission of dust, odour and other air pollutants during construction.	Construction	Appendix M - CAQMP
Biodiversity			
E2	The SSI must not directly intrude on to the lands established as a Biobanking site under Biobanking agreement No. 341.	Pre-construction Construction	Appendix F - CBMP
E3	The clearing of native vegetation must not exceed the clearing footprint identified in the documents listed in Condition A1. All practicable measures to reduce the clearing of native vegetation within the clearing footprint must be undertaken, with the objective of reducing impacts to threatened ecological communities and threatened species habitat.	Construction	Appendix F - CBMP
E4	Before the commencement of works, a Biodiversity Offset Strategy must be prepared in consultation with EES Group and DAWE.	Prior to commencement of construction	Appendix F - CBMP
E5	Before any impact on the species or community types to be offset, the number and classes of biodiversity credits (like-for-like) set out in Tables 7.8, 7.9, 7.10 and 7.11 of the revised Biodiversity Development Assessment Report (version 5), prepared by EMM and dated 24 May 2021, must be retired.	Before any impact on the species or community types to be offset	Appendix F - CBMP
E6	The requirement to retire like-for-like ecosystem credits and species credits in Condition E5 may be satisfied by payment to the Biodiversity Conservation Fund of an amount equivalent to the number and classes of ecosystem credits and species credits.	Pre-construction Construction	Appendix F - CBMP
E7	Where evidence of compliance with the Ancillary rules: Reasonable steps to seek like-for-like biodiversity credits for the purpose of applying the variation rules (OEH, 2017) has been provided to the Planning Secretary, variation rules may be applied to retire the relevant ecosystem credits and species credits as set out in a BAM Credit Summary Report (Variation).	Pre-construction Construction	Appendix F - CBMP
E8	Evidence of the retirement of credits in satisfaction of Condition E5 or payment to the Biodiversity Conservation Fund in satisfaction of Condition E6 must be provided to the Planning Secretary and DAWE before any impact on the species or community types to be offset.	Before any impact on the species or community types to be offset	Appendix F - CBMP
E9	Before vegetation clearing, the Proponent must consult with Liverpool City Council, Landcare groups and relevant government agencies to determine if: (a) hollows, tree trunks, mulch, bush rock and root balls salvaged from native vegetation impacted by the SSI; and	Prior to vegetation clearing	Appendix F - CBMP

ID	Condition	Timing	Document Reference
	(b) collected plant material, seeds and / or propagated plants from native vegetation impacted by the SSI, could be used by others in habitat enhancement, beneficial re-use and rehabilitation work, before pursuing other disposal options.		
Flooding			
E10	<p>Measures identified in the documents listed in Condition A1 to maintain or improve flood characteristics must be incorporated into the detailed design of the SSI. The incorporation of these measures into the detailed design must be reviewed and endorsed by a suitably qualified and experienced person in consultation with directly affected landowners, DPI Water, DPI Fisheries, OEH, NSW State Emergency Service (SES) and relevant Councils. For the purposes of this condition, "maintain" means:</p> <p>(a) a maximum increase in inundation levels upstream of the SSI of 50 mm in a 1% AEP rainfall event within the broader floodplain. Localised changes associated with engineered drainage structures and drainage paths as set out in the EIS (per the documents in Condition A1) would also be considered as maintaining flood characteristics in relation to this condition; and</p> <p>(b) a maximum increase in inundation time of one hour in a 1% AEP rainfall event.</p>	Design	Appendix J - CSWMP
E11	Flood information including flood reports, models and geographic information system outputs, and work as executed information from a registered surveyor certifying finished ground levels and the dimensions and finished levels of all structures within the flood prone land, must be provided to the relevant Council, OEH and the SES in order to assist in preparing relevant documents and to reflect changes in flood behaviour as a result of the SSI. The Council, OEH and the SES must be notified in writing that the information is available no later than one month following the completion of construction. Information requested by the relevant Council, OEH or the SES must be provided no later than six months following the completion of construction or within another timeframe agreed with the relevant Council, OEH and the SES.	<p>The Council, OEH and the SES must be notified in writing that the information is available no later than one month following the completion of construction.</p> <p>Information requested by the relevant Council, OEH or the SES must be provided no later than six months following the completion of construction or within another timeframe agreed with the relevant Council, OEH and the SES.</p>	Not triggered
Heritage			
E12	The Proponent must take all reasonable steps so as not to harm, modify or otherwise impact heritage items or Aboriginal objects except as authorised by this approval.	Pre-construction Construction	Appendix I - CHMP
E13	An Unexpected Heritage Finds and Human Remains Procedure must be prepared to manage unexpected heritage finds in accordance with any guidelines and standards prepared by the Heritage Council of NSW or Heritage NSW.	Prior to the commencement of construction	Appendix I - CHMP

ID	Condition	Timing	Document Reference
E14	The Unexpected Heritage Finds and Human Remains Procedure must be prepared by a suitably qualified and experienced heritage specialist in consultation with the Heritage Council of NSW and Heritage NSW and submitted to the Planning Secretary for information no later than one month before the commencement of construction.	No later than one month before the commencement of construction	Appendix I - CHMP
E15	The Unexpected Heritage Finds and Human Remains Procedure, as submitted to the Planning Secretary, must be implemented for the duration of construction. <i>Note: Human remains that are found unexpectedly during the carrying out of work may be under the jurisdiction of the NSW State Coroner and must be reported to the NSW Police immediately. Management of human remains in NSW is subject to requirements set out in the Public Health Act 2010 and Public Health Regulation 2012.</i>	Pre-construction	Appendix I - CHMP
E16	Before commencement of construction that has the potential to impact upon areas of archaeological significance as defined in the documents listed in Condition A1, a revised Archaeological Research Design and Excavation Methodology must be prepared in accordance with the Heritage Council of NSW guidelines. The revised methodology must be prepared in consultation with Heritage NSW and submitted to the Planning Secretary for information.	Prior to the commencement of construction	Appendix I - CHMP
E17	Before commencement of archaeological excavation, the Proponent must nominate a suitably qualified Excavation Director who complies with Heritage NSW's Criteria for Assessment of Excavation Directors (September 2019) to oversee and advise on matters associated with historical archaeology. The Excavation Director must be present to oversee excavation, advise on archaeological issues, advise on the duration and extent of oversight required during archaeological excavations consistent with the approved Archaeological Research Design and Excavation Methodology required by Condition E16.	Prior to the commencement of archaeological excavation	Appendix I - CHMP
Noise and Vibration			
E18	Work must only be undertaken during the following hours: (a) 7:00am to 6:00pm Mondays to Fridays, inclusive; (b) 8:00am to 1:00pm Saturdays; and (c) at no time on Sundays or public holidays.	Construction	Section 5.3 CEMP Appendix H - CVNMP
E19	Except as permitted by an EPL, highly noise intensive works that result in an exceedance of the applicable NML at the same receiver must only be undertaken: (a) between the hours of 8:00 am to 6:00 pm Monday to Friday; (b) between the hours of 8:00 am to 1:00 pm Saturday; and (c) if continuously, then not exceeding three hours, with a minimum cessation of work of not less than one hour. For the purposes of this condition, 'continuously' includes any period during which there is less than one hour between ceasing and recommencing any of the work.	Construction	Section 5.3.1 CEMP Appendix H - CVNMP
E20	Notwithstanding Conditions E18 and E19 work may be undertaken outside the hours specified in any of the following circumstances: (a) Safety and Emergencies, including: (i) for the delivery of materials required by the NSW Police Force or other authority for safety reasons; or	On becoming aware of the need for emergency work	Section 5.3.2 CEMP Appendix H - CVNMP

ID	Condition	Timing	Document Reference
	<p>(ii) where it is required in an emergency to avoid injury or the loss of life, to avoid damage or loss of property or to prevent environmental harm.</p> <p>On becoming aware of the need for emergency work in accordance with Condition E20(a)(ii), the Proponent must notify the ER, the Planning Secretary and the EPA of the reasons for such work. The Proponent must use best endeavours to notify all noise and/or vibration affected sensitive land user(s) of the likely impact and duration of those work or</p> <p>(b) Low impact, including:</p> <p>(i) construction that causes LAeq(15 minute) noise levels:</p> <ul style="list-style-type: none"> • no more than 5 dB(A) above the rating background level at any residence in accordance with the ICNG, and • no more than the 'Noise affected' NMLs specified in Table 3 of the ICNG at other sensitive land user(s); and <p>(ii) construction that causes:</p> <ul style="list-style-type: none"> • continuous or impulsive vibration values, measured at the most affected residence are no more than the preferred values for human exposure to vibration, specified in Table 2.2 of Assessing Vibration: a technical guideline (DEC, 2006), and • intermittent vibration values measured at the most affected residence are no more than the preferred values for human exposure to vibration, specified in Table 2.4 of Assessing Vibration: a technical guideline (DEC, 2006) or <p>(c) By Approval, including:</p> <p>(i) where different construction hours are permitted or required under an EPL in force in respect of the SSI; or</p> <p>(ii) work which is not subject to an EPL that are approved under an Out-of-Hours Work Protocol as required by Condition E21; or</p> <p>(iii) negotiated agreements with directly affected residents and sensitive land user(s).</p>		
E21	<p>An Out-of-Hours Work Protocol must be prepared to identify a process for the consideration, management and approval of work which is outside the hours defined in Conditions E18, and that are not subject to an EPL. The Protocol must be approved by the Planning Secretary before commencement of Out-of-Hours Work. The Protocol must be prepared in consultation with the ER . The Protocol must provide:</p> <p>(a) identification of low and high-risk activities and an approval process that considers the risk of activities, proposed mitigation, management, and coordination, including where:</p> <p>(i) the ER reviews all proposed out-of-hours activities and confirm their risk levels,</p> <p>(ii) low risk activities can be approved by the ER, and</p> <p>(iii) high risk activities are approved by the Planning Secretary;</p> <p>(b) a process for the consideration of and justification for out-of-hours work against the relevant NML and vibration criteria;</p> <p>(c) a process for selecting and implementing mitigation measures for residual impacts in consultation with the Community Consultative Committee, established by Condition B1, at each affected location, including respite periods. The measures must take into account the predicted noise levels and the likely frequency and duration of the out-of-hours work that sensitive land user(s) would be exposed to, including the number of noise awakening events;</p> <p>(d) procedures to facilitate the coordination of out-of-hours work including those approved by an EPL or undertaken by a third party, to ensure appropriate respite is provided; and</p>	Before the commencement of Out-of-Hours Work	Appendix H – CVNMP Out of hours work protocol

ID	Condition	Timing	Document Reference
	(e) notification arrangements for affected receivers for all approved out-of-hours work and notification to the Planning Secretary of approved low risk out-of-hours work.		
E22	<p>Mitigation measures must be implemented with the aim of achieving the following construction noise management levels and vibration objectives:</p> <p>(a) construction 'Noise affected' NMLs established using the Interim Construction Noise Guideline (DECC, 2009);</p> <p>(b) vibration criteria established using the Assessing vibration: a technical guideline (DEC, 2006) (for human exposure);</p> <p>(c) Australian Standard AS 2187.2 - 2006 "Explosives - Storage and Use - Use of Explosives";</p> <p>(d) BS 7385 Part 2-1993 "Evaluation and measurement for vibration in buildings Part 2" as they are "applicable to Australian conditions"; and</p> <p>(e) the vibration limits set out in the German Standard DIN 4150-3: Structural Vibration- effects of vibration on structures (for structural damage).</p> <p>Work that exceeds the noise management levels and/or vibration criteria must be managed in accordance with the commitments made in the documents listed in Condition A1.</p> <p><i>Note: The ICNG identifies 'particularly annoying' activities that require the addition of 5 dB(A) to the predicted level before comparing to the construction NML.</i></p>	Construction	Appendix H – CVNMP
E23	Work resulting in noise levels above the relevant NMLs at community, religious, educational institutions, noise and vibration-sensitive businesses and critical working areas (such as theatres, laboratories and operating theatres) must not be timetabled during sensitive periods, unless other reasonable arrangements with the affected institutions, businesses or facilities are made at no cost to the affected institution.	Construction	Appendix H – CVNMP
E24	At no time can noise generated by construction exceed the National Standard for exposure to noise in the occupational environment of an eight-hour (8 hr) equivalent continuous A-weighted sound pressure level of LAeq,8h of 85 dB(A) for any employee working at a location near the SSI.	Construction	Appendix H – CVNMP
E25	<p>Industry best practice construction methods must be implemented where reasonably practicable to minimise noise levels. Practices must include, but are not limited to:</p> <p>(a) use of regularly serviced low sound power equipment;</p> <p>(b) scheduling of noisiest works during standard construction hours;</p> <p>(c) temporary noise barriers (including the arrangement of plant and equipment) around noisy equipment and activities such as rock hammering and concrete cutting; and</p> <p>(d) use of alternative construction and demolition techniques.</p>	Construction	Appendix H – CVNMP
E26	Construction Noise and Vibration Impact Statements (CNVIS) must be prepared for any work that may exceed the noise management levels or vibration criteria specified in Condition E22 at any residence outside construction hours identified in Condition E18, or where receivers will be highly noise affected. The CNVIS must include specific mitigation measures identified through consultation with affected sensitive land user(s) and the mitigation measures must be implemented for the duration of the work. A copy of the CNVIS must be provided to the ER before the commencement of the associated work. The Planning Secretary may request a copy/ies of CNVIS.	Upon request of the Planning Secretary	Appendix H – CVNMP

ID	Condition	Timing	Document Reference
E27	<p>Work undertaken for the delivery of the SSI, including those undertaken by third parties (such as utility relocations), must be coordinated to provide respite. The Proponent must:</p> <ul style="list-style-type: none"> (a) reschedule work to provide respite to impacted noise sensitive land user(s); or (b) consider the provision of alternative respite or mitigation to impacted noise sensitive land user(s); and (c) provide documentary evidence to the ER in support of any decision made by the Proponent in relation to respite or mitigation. <p>The consideration of respite must also include other CSSI, SSI and SSD projects which may cause cumulative and/or consecutive impacts at receivers affected by the delivery of the SSI.</p>	Construction	Appendix H – CVNMP
E28	<p>Within 12 months of the commencement of operation of the SSI, the Proponent must measure, for an appropriate period, operational noise to compare actual noise performance of the SSI against the noise performance predicted in the documents listed in Condition A1.</p>	Within 12 months of the commencement of operation	Not triggered
E29	<p>The findings of the operational noise monitoring carried out under Condition E28 must be documented in an Operational Noise Compliance Report (ONCR). The ONCR must be prepared in accordance with the Model Validation Guideline (RMS, 16 May 2018 Version 1.1) and must address the following:</p> <ul style="list-style-type: none"> (a) compliance with the operational noise levels predicted in the documents listed in Condition A1; (b) compliance with the operational noise levels in terms of criteria and noise goals established in the NSW Road Noise Policy (DECCW, 2011) and NSW Noise Policy for Industry (EPA, 2017); (c) methodology, location and frequency of noise monitoring undertaken, including monitoring sites at which SSI noise levels are ascertained, with specific reference to locations indicative of impacts on receivers; (d) details of any complaints and enquiries received in relation to operational noise generated by the SSI between the date of commencement of operation and the date the report was prepared; (e) any required recalibrations of the noise model taking into consideration factors such as noise monitoring and actual traffic numbers and proportions; (f) an assessment of the performance and effectiveness of applied noise mitigation measures, where implemented, together with a review and if necessary, reassessment of mitigation measures; and (g) identification of additional measures to those identified in the documents listed in Condition A1, that would be implemented with the objective of meeting the criteria outlined in the NSW Road Noise Policy (DECCW, 2011) and NSW Noise Policy for Industry (EPA, 2017), when these measures are to be implemented and how their effectiveness is to be measured and reported to the Planning Secretary. <p>The Operational Noise Compliance Report must be submitted to the Planning Secretary within 60 days of completing the operational noise monitoring and made publicly available.</p>	<p>Within 60 days of completing the ONCR</p> <p>Within 60 days of completing the operational noise monitoring</p> <p>Within 60 days of completing the operational noise monitoring</p>	Not triggered

ID	Condition	Timing	Document Reference
Socio-Economic, Land Use and Property			
E30	The Proponent must identify the utilities and services (hereafter “services”) potentially affected by construction to determine requirements for diversion, protection and/or support. Alterations to services must be determined by negotiation between the Proponent and the service providers. The Proponent, in consultation with service providers, must avoid, where practical, disruption to services resulting from the Activity and identified disruptions are advised to customers.	Construction	Section 2.3 and Table 2.2 CEMP
Soils			
E31	Before the commencement of any work, erosion and sediment controls must be installed and maintained in accordance with the publication Managing Urban Stormwater: Soils & Construction (4th edition, Landcom 2004) commonly referred to as the ‘Blue Book’.	Prior to any work	Appendix J - CSWMP
E32	A NSW EPA-accredited Site Auditor must be engaged throughout the duration of work to oversee work relating to soil or groundwater contamination, management and remediation. If work relating to soil or groundwater contamination is to be completed in stages, the site auditor must confirm satisfactory completion of each stage by the issuance of Interim Audit Advice/s.	Construction	Section 5.1 CEMP Appendix K - CCMP
E33	An Interim Audit Advice, prepared by a NSW EPA-accredited Site Auditor, must be submitted to the Planning Secretary which verifies that the Sampling Analysis and Quality Plan, included in the documents listed in Condition A1, is appropriate for the scope of targeted investigations in areas before the implementation of the Sampling Analysis and Quality Plan.	Before the implementation of the Sampling Analysis and Quality Plan	Appendix K - CCMP
E34	The targeted investigations must be undertaken before commencement of construction in accordance with the Sampling Analysis and Quality Plan. Reporting of findings must be prepared in accordance with the relevant guidelines made or approved by the EPA under Section 105 of the Contaminated Land Management Act 1997 by a person(s) accredited under the Environment Institute of Australia and New Zealand’s Certified Environmental Practitioner (Site Contamination) scheme (CEnvP(SC)) or the Soil Science Australia Certified Professional Soil Scientist Contaminated Site Assessment and Management (CPSS CSAM) scheme.	Prior to the commencement of construction	Appendix K - CCMP
E35	If the targeted site investigations required by Condition E34 indicate that remediation is required to make land suitable for the final intended land use, a Remedial Action Plan must be prepared or reviewed and approved, by a person(s) certified under either the Environment Institute of Australia and New Zealand’s Certified Environmental Practitioner (Site Contamination) scheme (CEnvP(SC)) or the Soil Science Australia Certified Professional Soil Scientist Contaminated Site Assessment and Management (CPSS CSAM) scheme.	Post-targeted investigations	Appendix K - CCMP
E36	The Remedial Action Plan must be prepared in accordance with relevant guidelines made or approved by the EPA under section 105 of the Contaminated Land Management Act 1997. The Remedial Action Plan must be submitted to the Planning Secretary for information before remediation commences. Nothing in this condition prevents the Proponent from engaging the Site Auditor to prepare Site Audit Statements for different portions of the site.	Before remediation commences	Appendix K - CCMP

ID	Condition	Timing	Document Reference
E37	<p>The Remedial Action Plan must include measures to remediate contamination at the site to make the site suitable for the proposed use and detail how the environmental and human health risks will be managed during the disturbance, remediation and/or removal of contaminated soil/sediment or groundwater.</p> <p>Nothing in this condition prevents the preparation of individual Remedial Action Plans for separate sites.</p>	Before remediation commences	Appendix K - CCMP
E38	<p>Before implementing a required Remedial Action Plan, an Interim Audit Advice or Section B Site Audit Statement(s) prepared by a NSW EPA-Accredited Site Auditor must be submitted to the Planning Secretary, for information, that certifies that implementation of the Remedial Action Plan would make the site suitable for the proposed use</p> <p>Nothing in this condition prevents the Proponent from engaging the Site Auditor to prepare Site Audit Statements for separate sites.</p>	Before implementation of reports	Appendix K - CCMP
E39	<p>If remediation is required, a Validation Report must be prepared and submitted to the Planning Secretary for information for the development before commencement of use. The Validation Report must be prepared, or reviewed and approved, by a person(s) certified under the Environment Institute of Australia and New Zealand's Certified Environmental Practitioner (Site Contamination) scheme (CEnvP(SC)) or the Soil Science Australia Certified Professional Soil Scientist Contaminated Site Assessment and Management (CPSS CSAM) scheme. The Validation Report must:</p> <p>(a) be prepared in accordance with the relevant guidelines made or approved by the EPA under section 105 of the Contaminated Land Management Act 1997.</p> <p>(b) include, but not be limited to:</p> <ul style="list-style-type: none"> i. comment on the extent and nature of the remediation undertaken; ii. describe the location, nature and extent of any remaining contamination as well as any ongoing management requirements; iii. classification and appropriate removal/disposal of the stockpiled materials; iv. clearance survey of unexploded ordnance (UXO), Explosive Ordnance, and removal of Explosive Ordnance Waste (EOW); v. sampling and analysis and sampling methodology undertaken as part of the remediation; vi. if treated material is to remain on the subject site, results of sampling of treated material, compared with treatment criteria specified in the Remedial Action Plan required by Condition E35; vii. results of any validation sampling, compared to relevant guidelines/criteria; and viii. comment on the suitability of the area for the intended land use; <p>(c) be submitted to the Planning Secretary and DAWE for information one month after the completion of remediation works.</p>	One month after the completion of remediation works	Appendix K - CCMP
E40	<p>Before opening of the road to traffic, land subject to the Remedial Action Plan must not be used for the purpose approved under the terms of this approval until a Section A1 or A2 Site Audit Statement (accompanied by an Environmental Management Plan) is submitted to the Planning Secretary for information which states that the land is suitable for that purpose and any conditions on the Section A Site Audit Statement have been complied with.</p>	Before opening the road to traffic.	Appendix K – CCMP Appendix F - CTTMP
E41	<p>Before construction, the proponent must provide the EPA and DAWE with a copy of all reports to date relating to the assessment of per- and poly-fluoroalkyl substances (PFAS) undertaken for the development and in relation to contamination from the development.</p>	Prior to commencement of construction	Appendix K – CCMP

ID	Condition	Timing	Document Reference
E42	The EPA must be contacted within 1 month of PFAS identification if a potential risk to off-site receptors is identified to discuss requirements for community consultation. DAWE must also be notified that PFAS has been identified and is a potential risk to off-site receptors.	Within 1 month of PFAS identification	Appendix K – CCMP
E43	An Unexpected Finds Procedure for Contamination must be prepared before the commencement of work, implemented throughout construction and must be followed should unexpected contamination or asbestos (or suspected contamination) be excavated or otherwise discovered. The procedure must include details of who will be responsible for implementing the unexpected finds procedure and the roles and responsibilities of all parties involved. The procedure must be submitted to the Planning Secretary for information before work commences.	Prior to commencement of construction	Appendix K – CCMP
Traffic and Transport			
E44	Subject to Condition E45, before opening of any part of the road to traffic, all land required for the SSI, including that required for pedestrian/shared paths, intersection design and treatments and maintenance access must be dedicated or the dedication procured (as applicable) as a public road, at no cost to government or council.	Before opening of the road	Appendix G - CTTMP
E45	Condition E44 does not prevent use of that part of the SSI to maintain operational access between the internal Moorebank Precinct East road and MPE warehouses (WH3–WH8 only) pending the dedication of the operational access as part of the land required for the SSI in accordance with Condition E44. During the interim operational access period, all operational traffic must enter and exit the MPE via the existing approved access point on Moorebank Avenue. <i>Note: The use of the SSI for operational traffic access to MPE warehouses WH3 – WH8 via the Moorebank Precinct East internal road network is intended to be a temporary measure, pending dedication of the SSI as public road.</i>	Operation	Not triggered
E46	Public access to Moorebank Avenue on its current alignment between Anzac Road and the bridge over the East Hills railway must be maintained until the project is opened to traffic.	Construction	Appendix G - CTTMP
E47	Access to utilities and properties must be maintained during work. If an access is affected by work, this must be agreed to by the relevant utility owner, landowner or occupier before the amended or a temporary alternative access is provided.	Construction	Appendix G - CTTMP
E48	Property access physically affected by the SSI must be reinstated or an alternative provided to at least an equivalent standard, before opening of the relevant part of the project to traffic. Any change to pre-existing property access must be agreed to by the landowner or occupier before the change is made. <i>Note: appropriate planning approval for permanent replacement of property access must be obtained before the replacement is provided.</i>	Construction	Appendix G - CTTMP
E49	Locations of all heavy vehicles used for spoil haulage must be monitored in real time and the records of monitoring be made available electronically to the Planning Secretary and the EPA upon request for a period of no less than one year following the completion of construction.	Upon request of the Planning Secretary for a period of no less than one year following the completion of construction.	Appendix G - CTTMP
E50	Moorebank Avenue south of the Moorebank Avenue rail overbridge and local roads must not be used by heavy vehicles to access the site, with the exception of access to/from Glenfield Waste Services Facility. Records of those vehicles accessing Glenfield Waste Services Facility via this route must be maintained for the duration of work.	Construction	Appendix G - CTTMP

ID	Condition	Timing	Document Reference
E51	Before activities requiring use of heavy vehicles for the purposes of the SSI commence, a Road Dilapidation Report must be prepared. A copy of the Road Dilapidation Report must be provided to the relevant council within three weeks of completion of the survey and no later than one month before the road being used by heavy vehicles associated with the SSI.	Within three weeks of completion of the survey and no later than one month before the road being used by heavy vehicles	Appendix G - CTTMP
E52	If damage to roads occurs as a result of the SSI, the Proponent must either (at the relevant road authority's discretion): (a) compensate the relevant road authority for the damage so caused; or (b) rectify the damage to restore the road to at least the condition it was in pre-works as identified in the Road Dilapidation Report(s); or (c) make satisfactory arrangements with the relevant road authority(ies) regarding the reinstatement of roads used by heavy vehicles for construction where those roads continue to be used by heavy vehicles for construction of the MLP.	Construction	Appendix G - CTTMP
E53	Despite Condition 49, public roads used by heavy vehicles to access the construction site must be maintained in a safe condition for public use at all times.	Construction	Appendix G - CTTMP
E54	Vehicles (including light and heavy vehicles) associated with the SSI must be managed to: (a) minimise parking on public roads; (b) minimise idling and queueing on state and regional roads; (c) not carry out marshalling of construction vehicles near sensitive land user(s); (d) not block or disrupt access across pedestrian or shared user paths at any time; and (e) ensure spoil haulage vehicles are made aware of the nominated haulage routes.	Construction	Appendix G - CTTMP
E55	During construction, all reasonably practicable measures must be implemented to maintain pedestrian and vehicular access to, and parking in the vicinity of, businesses and affected properties. Disruptions must be avoided, and where avoidance is not possible, minimised. Where disruption cannot be avoided, alternative pedestrian and vehicular access, and parking arrangements must be developed in consultation with affected businesses and implemented before the disruption. Adequate signage and directions to businesses must be provided before, and for the duration of, any disruption.	Construction	Appendix G - CTTMP
E56	The SSI must be designed and constructed to meet relevant design, engineering and safety guidelines, including the Austroads Guide to Traffic Management for new or modified roads, intersections, parking, pedestrian and cycle infrastructure and in accordance with the requirements of Schedule 3 Clause 3 of the Voluntary Planning Agreement (SVPA-2018-9696) executed on 21 March 2019 to the satisfaction of Transport for NSW. <i>Note: Schedule 3 Clause 3 of SVPA-2018-9696 requires that the developer enter into a WAD with TfNSW in relation to the Moorebank Avenue Realignment</i>	Design	Appendix G - CTTMP
E57	Before commencement of construction in relation to intersections, an assessment of appropriate intersection treatments must be undertaken of the intersections identified in section 5.3.5 of the EIS identified in Condition A1, to inform the final design of the SSI in consultation with and to the satisfaction of TfNSW. Justification of the preferred option must be supported by the findings of the assessment.	Prior to the commencement of construction	Appendix G - CTTMP

ID	Condition	Timing	Document Reference
E58	<p>An independent Road Safety Audit must be undertaken to assess the safety performance of new or modified road, parking, pedestrian and cycle infrastructure provided as part of the SSI (including ancillary facilities) to ensure that they meet the requirements of relevant design, engineering and safety guidelines, including Austroads Guide to Traffic Management. The audit must be undertaken by an appropriately qualified and experienced person during detailed design development (audit of plans) and before opening (pre-opening audit).</p> <p>The audit findings and recommendations of the detailed design plans (audit of the plans) must be actioned before construction of the relevant infrastructure. The pre-opening audit findings and recommendations must be actioned before the relevant infrastructure is dedicated, or the dedication procured, as a public road consistent with Condition E44. Implementation of all actions emanating from the audits must be to the satisfaction of TfNSW.</p>	Prior to the commencement of construction	Appendix G - CTTMP
E59	<p>The Proponent must prepare an Operational Road Network Performance Review, within 12 months and again within five years after the commencement of operation of the SSI. The Review must address road network performance and review the effects of the SSI on the adjoining road network.</p> <p>The Review must be undertaken in consultation with relevant council(s) and TfNSW and be completed within six months of the review timeframes. The Review must be provided to the Planning Secretary within 60 days of its completion.</p> <p>The identification of further mitigation measures, if required, must be included in the Review. The Proponent is responsible for the implementation of the identified measures.</p> <p><i>Note: Identified mitigation measures may need to be further assessed under the Environmental Planning and Assessment Act, 1979. Work will need to meet relevant design standards and subject to independent road safety audits.</i></p>	<p>Operation</p> <p>To be prepared within 12 months and again within five years of commencement of operation.</p> <p>To be provided to the Planning Secretary within 60 days of the comp</p>	Not triggered
Place Design and Visual Amenity			
E60	The SSI must be constructed in a manner that minimises visual impacts of construction sites, including providing temporary landscaping and vegetative screening of the construction sites, minimising light spill, and incorporating architectural treatment and finishes within key elements of temporary structures that reflect the context within which the construction sites are located.	Design	Not triggered UDLP
E61	An Urban Design and Landscape Plan must be prepared to inform the final design of the SSI and to give effect to the commitments made in the documents listed in Condition A1. The Plan does not apply to work, which for technical, engineering, or ecological requirements or other requirements as agreed by the Planning Secretary, that does not allow for alternate design outcomes.	To inform final design and prior to the commencement of permanent built works or landscaping in the area to which the UDLP applies	Not triggered UDLP
E62	<p>The UDLP must be prepared by a suitably qualified and experienced person in consultation with relevant government agencies, relevant councils, the Community Consultative Committee, established by Condition B1, and affected landowners and businesses. The UDLP must include:</p> <p>(a) an analysis of the built, natural and community context and the urban design objectives, principles and standards for the SSI;</p> <p>(b) the design of the SSI elements including their form, materials and detail, including provisions for active transport where these form part of the project;</p> <p>(c) the design of the project landform and earthworks;</p>	To inform final design and prior to the commencement of permanent built works or landscaping in the area to which the UDLP applies	Not triggered UDLP

ID	Condition	Timing	Document Reference
	<p>(d) the location of existing vegetation, areas of vegetation to be retained and proposed planting and seeding details, including the use of local indigenous species for revegetation activities;</p> <p>(e) the location of existing heritage items and recorded Aboriginal objects;</p> <p>(f) details of how Aboriginal and non-Aboriginal heritage interpretation and public art are incorporated within the design of built features, having regard to the results of any archaeological investigations;</p> <p>(g) visual screening requirements;</p> <p>(h) developed visuals, cross sections and plans showing the proposed design outcome;</p> <p>(i) details of strategies to rehabilitate, regenerate or revegetate disturbed areas; and</p> <p>(j) management and routine maintenance standards and regimes for design elements and landscaping work (including weed management).</p>		
E63	<p>Unless otherwise agreed with the Planning Secretary, construction of permanent built surface works or landscaping that are the subject of the UDLP must not commence (in the area to which the UDLP applies) until the UDLP has been approved by the Planning Secretary.</p>	<p>Before the commencement of permanent surface works or landscaping in the area to which the UDLP applies</p>	<p>Not triggered UDLP</p>
E64	<p>The UDLP, as approved by the Planning Secretary, must be implemented.</p>	<p>Permanent surface works</p>	<p>Not triggered UDLP</p>
E65	<p>Revegetation and the provision of replacement trees must be informed by a Tree Survey undertaken during detailed design. The Tree Survey must identify the number, type and location of trees to be removed, except for trees that are offset under Condition E5. The Tree Survey must be submitted to the Planning Secretary for information with the Urban Design and Landscape Plan required under Condition E61.</p> <p>Where trees will be removed, a net increase in the number of replacement trees must be provided at a ratio of 2:1, except trees that are offset under Condition E5. Replacement trees must have a minimum pot size consistent with the relevant government authority(ies) or relevant council's plans / programs / strategies for vegetation management, street planting, or open space landscaping, or as agreed by the relevant authority(ies).</p> <p><i>Note: For the purposes of this condition, the relevant authority is that State or local government authority that owns or manages the land on which the replacement trees will be planted.</i></p>	<p>To be submitted with the UDLP</p>	<p>Not triggered UDLP</p>
E66	<p>Replacement and enhancement of vegetative screening along the project corridor must be undertaken in a progressive manner during construction to allow for its early establishment.</p>	<p>Design Construction</p>	<p>Not triggered UDLP</p>
E67	<p>The UDLP required by Condition E61 must include a Landscape Strategy which details the type, size, number and location of replacement trees. The report must demonstrate how replacement plantings are consistent with the requirements of Condition E65 and Condition E66.</p>	<p>Design</p>	<p>Not triggered UDLP</p>
E68	<p>The ongoing maintenance and operation costs of urban design, open space, landscaping and recreational items and work implemented as part of this approval remain the Proponent's responsibility until satisfactory arrangements have been put in</p>	<p>The Planning Secretary must be advised of the date of</p>	<p>Not triggered UDLP</p>

ID	Condition	Timing	Document Reference
	place for the transfer of the asset to the relevant authority. Before the transfer of assets, the Proponent must maintain items and work to at least the design standards established in the UDLP, required by Condition E62. The Planning Secretary must be advised of the date of transfer of the asset(s) to the relevant authority.	transfer of the asset(s) to the relevant authority.	
E69	Should replacement trees and plantings loss occur during the maintenance period, the plants must be replaced with the same plant species unless it is determined by a suitably qualified person that a different species is more suitable for that location.	Design	Not triggered UDLP
E70	Management and routine maintenance for design elements and landscaping work (including weed management) to ensure the success of the design and landscape outcomes must be undertaken for the life of the SSI.	Design	Not triggered UDLP
Waste			
E71	Waste management during construction and operation must be considered against a hierarchy of the following order: (a) Avoidance of waste generation; (b) Re-use, recycle or recovery; (c) Treatment or disposal.	Construction Operation	Appendix N - CWRMP
E72	Waste importation and the storage, treatment, processing, reprocessing or disposal of waste must comply with the conditions of an EPL for the SSI where one applies, or be undertaken in accordance with an applicable Resource Recovery Exemption or Order, issued under the Protection of the Environment Operations (Waste) Regulation 2014, as the case may be.	Construction	Appendix N - CWRMP
E73	Waste must only be exported to a site licensed by the EPA for the storage, treatment, processing, reprocessing or disposal of the subject waste, or in accordance with a Resource Recovery Exemption or Order issued under the Protection of the Environment Operations (Waste) Regulation 2014, or to any other place that can lawfully accept the waste.	Construction	Appendix N - CWRMP
E74	All waste must be classified in accordance with the EPA's Waste Classification Guidelines, with appropriate records and disposal docketts retained for audit purposes.	Construction	Appendix N - CWRMP
Water			
E75	The SSI must be designed, constructed and operated so as to maintain the NSW Water Quality Objectives where they are being achieved as at the date of this approval, and contribute towards achievement of the NSW Water Quality Objectives over time where they are not being achieved as at the date of this approval, unless an EPL in force in respect of the SSI contains different requirements in relation to the NSW Water Quality Objectives, in which case those requirements must be complied with.	Design, Pre-construction, Construction and Operation	Appendix J - CSWMP
E76	Drainage feature crossings (permanent and temporary watercourse crossings and stream diversions) and drainage swales and depressions must be carried out in accordance with relevant guidelines and designed by a suitably qualified and experienced person.	Design, Construction	Appendix J - CSWMP
E77	Work on waterfront land must be carried out in accordance with controlled activity guidelines.	Construction	Appendix J - CSWMP
E78	Unless an EPL is in force in respect to the SSI and that licence specifies alternative criteria, discharges from construction water treatment plants to surface waters must not exceed:	Construction	Appendix J - CSWMP

ID	Condition	Timing	Document Reference
	<p>(a) the Australian and New Zealand Guidelines for Fresh and Marine Water Quality 2018 (ANZG 2018) default guideline values for toxicants at the 90 per cent species protection level;</p> <p>(b) for physical and chemical stressors, the guideline values set out in Tables 3.3.2 and 3.3.3 of the Australian and New Zealand Guidelines for Fresh and Marine Water Quality 2000; and</p> <p>(c) for bioaccumulative and persistent toxicants, the ANZG 2018 values at a minimum of 95 per cent species protection level. Where the ANZG 2018 does not provide a default guideline value for a particular pollutant, the approaches set out in the ANZG 2018 for deriving guideline values, using interim guideline values and/or using other lines of evidence such as international scientific literature or water quality guidelines from other countries, must be used.</p>		
E79	<p>If stormwater discharges are proposed during construction, a Water Pollution Impact Assessment commensurate with the potential risk and consistent with the National Water Quality Guidelines must be prepared and submitted to the Planning Secretary for information. The assessment at a minimum must:</p> <p>a) Provide details of the discharge locations and receiving waterways;</p> <p>b) Characterise the expected discharge quality under typical and worst-case conditions for all pollutants present at levels that pose a risk of non-trivial harm to human health or the environment;</p> <p>c) Assess the potential impact of discharges on the environmental values of the receiving waterway, including typical through to worst-case scenarios with reference to the relevant Australian and New Zealand Guidelines for Fresh and Marine Water Quality (ANZG 2018) for slightly to moderately disturbed ecosystems for standard receiving environments; and</p> <p>d) Demonstrate that all practical and reasonable measures to avoid discharges (e.g. stormwater reuse or tinkering for offsite disposal) and minimise water pollution and protect human health and the environment from harm are investigated and implemented.</p>	Prior to construction water discharges	Appendix J - CSWMP
E80	<p>Unless an EPL is in force in respect to the SSI and that licence specifies alternative criteria, discharges from operation water treatment plants to surface waters must not exceed:</p> <p>(a) the ANZG 2018 default guideline values for toxicants at the 95 per cent species protection level;</p> <p>(b) for physical and chemical stressors, the guideline values set out in Tables 3.3.2 and 3.3.3 of the Australian and New Zealand Guidelines for Fresh and Marine Water Quality (ANZECC/ARMCANZ, 2000); and</p> <p>(c) for bioaccumulative and persistent toxicants, the ANZG 2018 guideline values at a minimum of 99 per cent species protection level. Where the ANZG 2018 does not provide a default guideline value for a particular pollutant, the approaches set out in the ANZG 2018 for deriving guideline values, using interim guideline values and/or using other lines of evidence such as international scientific literature or water quality guidelines from other countries, must be used.</p>	Operation	Not triggered
E81	<p>The ability of the receiving drainage systems to effectively convey pavement drainage from the SSI must be determined where it is proposed to discharge these flows to the receiving drainage systems. This must be done in consultation with the relevant council(s) and Sydney Water and the outcomes documented in the Stormwater Drainage Report required under Condition E82.</p>	Design	Not triggered Stormwater Drainage Report

ID	Condition	Timing	Document Reference
E82	<p>A Stormwater Drainage Report must be prepared at least one month before the commencement of any new permanent drainage works, modifications or connections to existing drainage works, construction of hard surfaces that are associated with the operation of the project and would result in runoff to existing stormwater drainage systems. The Stormwater Drainage Report must:</p> <ul style="list-style-type: none"> (a) assess the potential impacts of pavement drainage discharges from the SSI drainage systems on the receiving environment and capacity of council or Sydney Water drainage infrastructure; (b) identify all mitigation measures to be implemented where pavement drainage from the SSI drainage systems are predicted to adversely impact on the receiving environment or capacity of council or Sydney Water drainage infrastructure; and (c) set out a clear time frame for the implementation of mitigation measures. <p>Nothing in this condition prevents the Proponent from preparing separate Stormwater Drainage Reports for pavement discharges to the drainage system provided that each report is prepared at least one month before the subject works/discharges commencing.</p>	At least one month before the commencement of works.	Not triggered Stormwater Drainage Report
E83	<p>New or modified drainage systems associated with the SSI must be designed to:</p> <ul style="list-style-type: none"> (a) where relevant, meet the capacity constraints of the council's drainage system to receive and convey the proposed flows from the SSI, or otherwise upgrade council's drainage system at the Proponent's expense, in consultation with the relevant council(s); (b) minimise impacts on the receiving environment at the final outflow point resulting from any additional flow volume (including, but not limited to scour, flooding, water quality impacts, and impacts on riparian vegetation, aquatic ecology and property); and (c) where relevant, ensure mitigation measures are implemented where increased flows through cross drainage systems adversely impact on council or Sydney Water drainage infrastructure and the receiving environment. 	At least one month before the commencement of works.	Not triggered Stormwater Drainage Report

C4: REMMs

No.	Requirements	Timing	Responsibility	Document reference
Biodiversity				
BIO01	A biodiversity management plan (BMP) will be developed for the Project post-approval and will be encompassed within the CEMP. The BMP plan will provide details for the ongoing management and maintenance of biodiversity protection measures during the construction phase of the Project.	Pre-construction	Proponent	Appendix G - CBMP
BIO02	Work compounds, temporary laydown and stockpile areas will be located within the existing MPE construction site and/or within the road construction footprint.	Pre-construction	Construction contractor	Section 2.4 CEMP Figure 2.2a CEMP
BIO03	Survey and fencing of the Biobanking site boundary to be the first works completed. The construction footprint avoids direct impacts on the Biobanking site, to ensure this the inclusion of details about the Biobanking site boundary, and the importance of avoiding impacts within these lands as part of worker induction program.	Construction (first works to be conducted)	Construction contractor	Appendix G - CBMP
BIO04	Use of the existing road network to minimise requirement for removal of native vegetation, minimising fragmentation to existing areas.	Construction	Construction contractor	Appendix G - CBMP
BIO05	Minimisation of clearing during construction, wherever possible.	Construction	Construction contractor	Appendix G - CBMP
BIO06	Detailed design will seek to minimise changes to runoff regimes that may impact Anzac Creek and the natural drainage lines that flow into Boot Land.	Design	Design team	Appendix G - CBMP
BIO07	Sediment controls will be developed and implemented at Anzac Creek crossing.	Construction	Construction contractor	Appendix K - CSWMP
BIO08	Exclusion zones will be established around retained vegetation, including fencing and signage.	Construction	Construction contractor	Appendix G - CBMP
BIO09	Pre-clearing surveys will be conducted prior to clearing, including translocation of fauna into areas of retained vegetation.	Construction	Construction contractor	Appendix G - CBMP
BIO10	Vegetation clearing will be undertaken in accordance with the two-stage process.	Construction	Construction contractor	Appendix G - CBMP
BIO11	Hollows logs and limbs will be retained for placement within the Biobanking site retained vegetation.	Construction	Construction contractor	Appendix G CBMP
BIO12	Weed control prior to construction works will be undertaken, where possible.	Construction	Construction contractor	Appendix G - CBMP
BIO13	Weeds will be actively controlled in areas where significant weeds occur.	Construction	Construction contractor	Appendix G - CBMP
BIO14	Construction of wash-down stations at a suitable location.	Construction	Construction contractor	Appendix K - CSWMP
BIO15	Re-vegetation of cleared areas as quickly as possible following construction.	Post -Construction	Construction contractor	Appendix K - CSWMP
BIO16	Screening of water that is used for dust suppression.	Construction	Construction contractor	Appendix K - CSWMP
BIO17	Appropriate disposal and management of weeds during clearing works.	Construction	Construction contractor	Appendix G - CBMP Appendix O - CWRMP

No.	Requirements	Timing	Responsibility	Document reference
BIO18	Waste to be stored appropriately in inaccessible bins and disposed off-site.	Construction	Construction contractor	Appendix O - CWRMP
BIO19	No waste will be left outside in open areas accessible to feral animals.	Construction	Construction contractor	Appendix G - CBMP
BIO20	Use of directional lighting to retain lighting within works area and road alignment and to minimise light spill as much as possible.	Construction	Construction contractor	Appendix G - CBMP
BIO21	Siting of infrastructure away from sensitive receiving environments such as Anzac Creek.	Construction	Construction contractor	Appendix E - Sensitive Area Plans
BIO22	Use of natural erosion controls incorporating organic materials, micro water capture and contour shaping.	Construction	Construction contractor	Appendix K - CSWMP
BIO23	Diversion of clean water around construction areas, rather than through them.	Construction	Construction contractor	Appendix K - CSWMP
BIO24	Stabilisation and rehabilitation of works areas as soon as practicable.	Construction	Construction contractor	Appendix K - CSWMP
BIO25	Siting of sediment basins to manage run-off from construction areas and use of captured water for dust suppression.	Construction	Construction contractor	Appendix K - CSWMP
BIO26	Management of sedimentation via sediment and erosion control plans for the entire construction footprint.	Construction	Construction contractor	Appendix K - CSWMP
BIO27	Construction of fauna fencing to guide fauna towards the culvert entrances to maximise the effectiveness of the culvert.	Construction	Construction contractor	Appendix G - CBMP
BIO28	Incorporation of culverts within Anzac Creek to provide some connectivity between the areas either side of the project. Mostly smaller mammals, frogs and reptiles will be able to utilise the culverts, mostly in dry conditions when water flow is minimal	Design	Design team	Appendix G - CBMP
BIO29	To mitigate the risk of fauna vehicle mortality during construction a driver's code of conduct is to be prepared and implemented, with a recommended maximum speed limit of 40 km per hr within Boot Land in the morning period (prior to 7 am and after 5 pm).	Construction	Construction contractor	Appendix H - CTTMP
BIO30	Mammal exclusionary fencing will be included in development of the detailed design	Design	Design team	Appendix G - CBMP
Bushfire				
BUS01	<p>A BFMP will be developed for the Project post-approval and will be encompassed within the CEMP. BFMP will provide details for the ongoing management and maintenance of bushfire protection measures during the construction phase of the Project, and will encompass the provisions outlined within Section 3.4 to Section 3.8 of the BFHA (Appendix C) including:</p> <ul style="list-style-type: none"> • APZ locations and management details (if required); • access provisions such as access locations and alternative emergency access; • management of potential ignition sources; • landscaping requirements including indicative design layout and vegetation density thresholds; • water supplies (e.g. static water supply, location of hydrants etc); • details regarding bushfire emergency management procedures (refer BHF26); and • any other essential bushfire safety requirements. 	Pre-construction	Proponent	Appendix M - CBFMP

No.	Requirements	Timing	Responsibility	Document reference
BUS02	Where temporary construction compounds as well as temporary stockpile and laydown areas require access roads, on-site parking, and hardstand/loading areas, these facilities will be located in the most appropriate location in order to establish defensible space for fire-fighting purposes, as well as to mitigate the potential for ignition of surrounding bushland from project sources.	Construction	Construction contractor	Appendix M - CBFMP
BUS03	Temporary construction buildings will also have fully compliant fire safety systems in accordance with AS and National Construction Code requirements and as appropriate to the building type, including some or all of the following features: <ul style="list-style-type: none"> • fire extinguishers; • fire hose reels; • fire hydrant systems; and • automatic sprinkler systems. 	Construction	Construction contractor	Appendix M - CBFMP
BUS04	Temporary construction compound will be constructed and routinely serviced to comply with the specific requirements, as relevant to the structure type.	Construction	Construction contractor	Appendix M - CBFMP
BUS05	Road furniture (e.g. safety barriers, kerbs, fencing, signposting, bus facilities), line marking and lighting will be designed in accordance TfNSW standards and guidelines, as well as in accordance with the relevant AS.	Design	Design team	Not triggered - UDLP
BUS06	Consultation with RFS and Fire and Rescue NSW (FRNSW) will be undertaken during construction to ensure emergency access is maintained during and after construction.	Construction	Construction contractor	Appendix M - CBFMP
BUS07	All site offices will be accessible via access roads suitable for firefighting appliances similar to NSW RFS category 1 tankers.	Construction	Construction contractor	Appendix M - CBFMP
BUS08	All access roads and tracks must be inspected annually and management actions undertaken if roads and tracks are considered unsuitable for emergency vehicle passage (inspect for erosion, fallen timber, locked gates, and dead end tracks). Where locked gates are required, keys will be provided to RFS and FRNSW (if required).	Construction	Construction contractor	Appendix M - CBFMP
BUS09	Gates will be kept in good condition for entry and exit of fire fighting vehicles.	Construction	Construction contractor	Appendix M - CBFMP
BUS10	Ongoing maintenance to ensure a minimum 4 m vertical clearance through the removal of overhanging branches or objects that would prevent access within the Project site.	Construction	Construction contractor	Appendix M - CBFMP
BUS11	All pumps and water sources will be maintained in working order, clearly marked and easy to find.	Construction	Construction contractor	Appendix M - CBFMP
BUS12	All fittings will be compatible with RFS and FRNSW fire trucks.	Construction	Construction contractor	Appendix M - CBFMP
BUS13	Security clearances, communication and access arrangements will be kept updated and confirmed with RFS and FRNSW in readiness for upcoming season.	Construction	Construction contractor	Appendix M - CBFMP
BUS14	APZs and/or defensible space will be kept free of obstacles to provide access for RFS and FRNSW fire- fighting appliances and personnel.	Construction	Construction contractor	Appendix M - CBFMP

No.	Requirements	Timing	Responsibility	Document reference
BUS15	Diesel generators and associated fuel storage tanks will be designed, housed, and maintained so as not serve as an unacceptable risk to surrounding forest. Diesel generators and associated fuel storage tanks will be located away from the hazard, wherever possible.	Construction	Construction contractor	Appendix M – CBFMP CEMP
BUS16	Hazardous materials will be located away from the hazard wherever possible.	Construction	Construction contractor	Appendix M – CBFMP
BUS17	Equipment will be maintained in good working order.	Construction	Construction contractor	Appendix M – CBFMP
BUS18	Plant and equipment will be fitted with appropriate spark arrestors, where practical, and limiting vehicle movement over long grass.	Construction	Construction contractor	Appendix M – CBFMP
BUS19	All vehicles will be provided with portable fire extinguishers that comply with relevant AS.	Construction	Construction contractor	Appendix M – CBFMP
BUS20	Site staff will be informed of the site rules included designated smoking areas and putting rubbish in designated bins.	Construction	Construction contractor	Appendix M – CBFMP
BUS21	Hot work permits will be obtained where required and no hot works on total fire bans and/or conditions associated with severe fire weather.	Construction	Construction contractor	Appendix M – CBFMP
BUS22	Adequate storage and handling requirements for potentially flammable substances in accordance with relevant guidelines.	Construction	Construction contractor	Appendix M – CBFMP
BUS23	Emergency services will be immediately notified of the location and nature of any accidental ignition of surrounding vegetation and/or structures, that was unable to be successfully extinguished.	Construction	Construction contractor	Appendix M – CBFMP
BUS24	The Project will assist RFS/FRNSW in the investigation of the cause of any unplanned fires in proximity to the Project, should they occur.	Construction	Construction contractor	Appendix M – CBFMP
BUS25	The contractor will appropriately design landscape treatments along the road corridor to reduce potential fuel risk, including use of low combustibility vegetation and regular maintenance (through slashing) and in accordance with TfNSW guidelines and relevant AS.	Design	Design team	Not triggered - UDLP
BUS26	The temporary construction compound will be constructed and routinely serviced to comply with the specific requirements, as relevant to the structure type and to be determined by the contractor at the detailed design stage.	Construction	Construction contractor	Section 2.4 CEMP
BUS27	The road alignment will be designed in accordance with TfNSW standards and guidelines, as well as in accordance with AS (refer to Chapter 2 of the EIS), which will include the provisions of fire hydrants.	Design	Design team	Design report
BUS28	Where applicable and as suitable for the scale and size of the development type, emergency management procedures will be developed for the construction phase of the Project, in line with the requirements and approach of: <ul style="list-style-type: none"> A Guide to Developing a Bush Fire Emergency Management and Evacuation Plan (NSW RFS 2014); and Australian Standard 3745-2010 Planning for emergencies in facilities (Standards Australia 2010). 	Construction	Construction contractor	Appendix M – CBFMP

No.	Requirements	Timing	Responsibility	Document reference
BUS29	Emergency management procedures will be reviewed after incidents of bushfire or other fires as well as annually at the end of each bushfire season and amended, if required, to improve the effectiveness of the plan.	Construction	Construction contractor	Appendix M – CBFMP
BUS30	Bushfire awareness training/induction will be provided to all new staff members and contractors, prior to and during the bushfire season for bushfire specific awareness and regularly for other fire awareness (e.g. structure fire and ignition sources).	Construction	Construction contractor	Appendix M – CBFMP
BUS31	Details of requirements for pre-season fire drills will be provided during staff briefings.	Construction	Construction contractor	Appendix M – CBFMP
BUS32	Formal meetings will be conducted with relevant stakeholders prior to the bushfire season, when higher fire weather is forecast or there are fire events in the surrounding area. Potential participants to include staff, contractors, neighbouring community representatives and external fire authorities and land managers (e.g. RFS and FRNSW).	Construction	Construction contractor	Appendix M – CBFMP
BUS33	Fire weather warnings, severe weather warnings and total fire bans will be communicated daily during the bushfire danger season to all staff, contractors, and visitors at the Project. Information can be found on the fire information page (Fire danger ratings and total fire bans) of the RFS website.	Construction	Construction contractor	Appendix M – CBFMP
BUS34	The recognition of very high or greater fire danger days triggering will be used as a requirement to view the fire information page (Fires Near Me, Major fire updates) on the RFS website (NSW RFS 2020).	Construction	Construction contractor	Appendix M – CBFMP
BUS35	Staff, contractors, and visitors will be made aware of and required to respond accordingly to the three levels of alert under the national bushfire warning system (Advice, Watch and Alert, Emergency Warning).	Construction	Construction contractor	Appendix M – CBFMP
Traffic and Transport				
TRA01	A transport and traffic management plan (TTMP) will be developed for the Project post-approval and will be encompassed within the CEMP. The TTMP will provide details for the ongoing management and maintenance of traffic management and mitigation measures during the construction phase of the Project.	Pre-construction	Proponent	Appendix H - CTTMP
TRA02	Prior to the commencement of construction, traffic control plans (TCPs) will be developed and will be encompassed within the traffic management plan. TCPs shall be developed in accordance with the AS and the RMS Traffic Control at Work Sites Manual - Version 5 (RMS 2018).	Pre-construction	Construction contractor	Appendix H - CTTMP
TRA03	All traffic controllers engaged on-site will be accredited by TfNSW, and act in accordance with TfNSW Standard Conditions, including: <ul style="list-style-type: none"> no stopping of traffic on public streets; and no stopping of pedestrians in anticipation of truck movements. Pedestrians may only be held for short periods, for their safety, whilst a truck is entering or leaving the site. 	Construction	Construction contractor	Appendix H - CTTMP
TRA04	No marshalling or queuing of trucks will be permitted on the public road.	Construction	Construction contractor	Appendix H - CTTMP
TRA05	A Road Occupancy Licence application will be submitted to the Transport Management Centre for approval prior to any road closures.	Construction	Construction contractor	Appendix H - CTTMP

No.	Requirements	Timing	Responsibility	Document reference
TRA06	Safety barriers will be installed for the sections of the new route which is closest to the new terminal rail line to prevent any chance of a vehicle on the new road losing control and crashing onto the rail track below.	Construction	Construction contractor	Appendix H - CTMP
TRA07	A Section 87 (NSW Roads Act 1993) approval will be obtained for the proposed traffic signal intersections on MAR. Any proposed changes or removal of existing traffic signals along the existing Moorebank Avenue alignment will require TfNSW approval in accordance with Section 87 of the NSW Roads Act 1993.	Construction	Construction contractor	Appendix B1 – Legislation Register Section 4.3.2 CEMP
TRA08	Where construction compounds require priority control traffic signals, an approval will be sought pursuant to the NSW Roads Act 1993	Construction	Construction contractor	Appendix B1 – Legislation Register Section 4.3.2 CEMP
TRA09	The existing Works Authorisation Deed for the Moorebank Avenue Upgrade works will be amended with regard to specific design and maintenance requirements.	Construction	TBC	TBC
TRA10	New bus stops will be designed to meet the requirements of the <i>Commonwealth Disability Discrimination Act 1992</i> .	Design	Design team	Design Report
TRA11	Road Safety Audits will be undertaken in accordance with the Guide to Road Safety Part 6: Managing Road Safety Audits (Austroads 2019a) and Guide to Road Safety Part 6A: Implementing Road Safety Audits (Austroads 2019b) by an independent TfNSW accredited road safety auditor.	Construction	Construction contractor	Appendix H - CTMP
Noise and Vibration				
NVI01	A noise and vibration management plan (NVMP) will be developed for the Project post-approval and will be encompassed within the CEMP. The NVMP will provide details for the ongoing management and maintenance of noise and vibration management and mitigation measures during the construction phase of the Project. The NVMP will include training and procedures for promoting noise awareness by construction workers and personnel; a complaint lodgement procedure to ensure that members of the public and local residents are able to report noise issues; and an ongoing review process and plan for responding to noise complaints.	Pre-construction	Proponent	Appendix I - CNVMP
NVI02	The Project will regularly reinforce (such as at toolbox talks) the need to minimise noise and vibration.	Construction	Construction contractor	Appendix I - CNVMP
NVI03	The Project will review and implement feasible and reasonable mitigation measures that reduce construction noise levels.	Construction	Construction contractor	Appendix I - CNVMP
NVI04	Avoidance of portable radio use, public address systems or other methods of site communication that may unnecessarily impact upon nearby residents.	Construction	Construction contractor	Appendix I - CNVMP
NVI05	Routes for the delivery of materials and parking of vehicles to minimise noise will be used, where feasible.	Construction	Construction contractor	Appendix I - CNVMP
NVI06	Where possible, the Project will avoid the use of equipment that generates impulsive noise.	Construction	Construction contractor	Appendix I - CNVMP
NVI07	Residents will be notified prior to the commencement of intensive works.	Construction	Construction contractor	Appendix I – CNVMP CCS

No.	Requirements	Timing	Responsibility	Document reference
NVI08	Where possible, quieter plant and equipment will be used based on the optimal power and size to most efficiently perform the required tasks.	Construction	Construction contractor	Appendix I - CNVMP
NVI09	Plant and equipment will be operated in the quietest and most efficient manner.	Construction	Construction contractor	Appendix I - CNVMP
NVI10	Regular inspection and maintenance of plant and equipment will be undertaken to minimise noise and vibration level increases, to ensure that all noise and vibration reduction devices are operating effectively.	Construction	Construction contractor	Appendix I - CNVMP
NVI11	Where possible, use broadband audible reverse alarms, as opposed to beepers on plant and equipment.	Construction	Construction contractor	Appendix I - CNVMP
NVI12	When not in use, plant and equipment will be turned-off. Where possible, works are to be scheduled to minimise plant and equipment occurring concurrently.	Construction	Construction contractor	Appendix I - CNVMP
NVI13	Coordinate with MPW and MPE projects to minimise cumulative construction impacts where practical.	Construction	Construction contractor	Appendix I - CNVMP
Contamination				
CON01	A Contamination Management Plan (CMP) will be developed for the Project post-approval and will be encompassed within the CEMP. The CMP will provide details for the ongoing management and maintenance of contamination management and mitigation measures during the construction phase of the Project.	Pre-construction	Proponent	Appendix L - CCMP
CON02	Classification and appropriate removal/disposal of the stockpiled materials observed in and around the southern portion of the Project site.	Construction	Construction contractor	Appendix L – CCMP
CON03	A clearance survey and removal of EOW observed in and around the southern portion of the Project site.	Construction	Construction contractor	Appendix L - CCMP
CON04	Targeted investigation of any areas of soil/sediment disturbance proposed as part of the development (i.e. assessment of soils/sediments required to be excavated to assess waste classification or re-use suitability)	Construction	Construction contractor	Appendix L – CCMP Appendix O - CWRMP
CON05	Preparation of an Unexpected Finds Protocol to be encompassed within the CEMP.	Pre-construction	Construction contractor	Appendix J - CHMP Appendix L - CCMP
CON06	Where Acid Sulphate Soils are encountered at the site works an Acid Sulphate Soils Management will be prepared and implemented.	Construction	Construction contractor	Appendix L - CCMP
Water				
WAR01	A Water Management Plan (WMP) will be developed for the Project post-approval and will be encompassed within the CEMP. The WMP will provide details for the ongoing management and maintenance of water management and mitigation measures during the construction phase of the Project.	Pre-construction	Proponent	Appendix K - CSWMP
WAR02	A Soil and Water Management Plan (SWMP) will be prepared in accordance with <i>Managing Urban Stormwater: Soils and Construction – Volume 1 (Landcom 2004)</i> for the construction phase of the Project and will be encompassed within the CEMP.	Pre-construction	Proponent	Appendix K - CSWMP

No.	Requirements	Timing	Responsibility	Document reference
WAR03	A surface water monitoring program for the construction phase of the Project will be developed as part of the SWMP. Monitoring locations will target discharge locations such as temporary sediment basins and receiving waters.	Pre-construction	Proponent	Appendix K - CSWMP
WAR04	An Erosion and Sediment Control Plan (ESCP) will be prepared in accordance with <i>Managing Urban Stormwater: Soils and Construction – Volume 1 (Landcom 2004)</i> for the construction phase of the Project.	Pre-construction	Proponent	Appendix K - CSWMP
WAR05	Stormwater re-use is to be prioritised over potable water for site water usage where possible.	Construction	Construction contractor	Appendix K - CSWMP
WAR06	A dewatering and discharge procedure is to be incorporated in the SWMP. Recommended discharge criteria is provide in Section 5.8 of the Water Assessment.	Pre-construction	Proponent	Appendix K - CSWMP
WAR07	Culvert works are to be scheduled during periods of lower rainfall where possible to limit contact with stormwater. Cofferdams and diversions will be installed to provide dry working disturbed areas within Anzac Creek.	Construction	Construction contractor	Appendix K - CSWMP
WAR08	Construction sediment basins will be designed to the 80th percentile 5- day rainfall event. Basin design will also consider the outcomes of the Targeted Site Investigation.	Design	Design Team	Appendix K - CSWMP
WAR09	Implementation of diversion channels and drains will be constructed to divert water around the Project site for up to the 10-year ARI design storm event.	Construction	Construction contractor	Appendix K - CSWMP
WAR10	Bioretention basins are proposed to attenuate stormwater runoff from the Project site for up to the 100-year ARI design storm event.	Design	Design Team	Design Report
WAR11	Bioretention basins will include bioretention systems to achieve pollutant reduction targets and provide spill containment	Design	Design Team	Design Report
WAR12	Longitudinal and transverse drainage will be in accordance with design criteria set out in best practice guidelines and have minimal impact on peak discharge and afflux effects.	Design	Design Team	Design Report
WAR13	Scour protection will be provided to reduce erosion and sedimentation at stormwater discharge outlets for up to the 50-year ARI design storm event.	Design	Design Team	Design Report
WAR14	Where areas of the Project site is constrained at tie-ins to existing roads (e.g. areas where the terrain is flat, and levels limit the use of some water management measures). At these areas, where practical, alternative water management measures will be implemented.	Construction	Construction contractor	Appendix K - CSWMP
WAR15	A flood emergency response and evacuation plan or equivalent will be prepared and implemented for the construction phase of the Project to minimise hazard to construction personnel, construction plant/equipment and downstream watercourses.	Construction	Construction contractor	Emergency response Section 6.2 CEMP
WAR16	Outlet structures within Anzac Creek will be constructed in accordance with NRAR's Guideline for outlet structures on waterfront land (NSW Office of Water 2012).	Construction	Construction contractor	Appendix K - CSWMP
WAR17	A hydrogeological assessment will be undertaken to assess the impacts of the excavations on the underlying aquifer and determine where the base of the excavation is with respect to site groundwater levels.	Pre-construction	Hydrologist	Hydrology Report

No.	Requirements	Timing	Responsibility	Document reference
WAR18	Each stormwater retention excavation work will be subject to assessment to determine if an impermeable liner is required in order to protect the underlying groundwater quality.	Construction	Construction contractor	Appendix K - CSWMP
WAR19	Further design documents will reference and consider the Sydney Basin Central Groundwater Source.	Design	Design Team	Design Report
Historic Heritage				
HIH01	A historic heritage management plan (HHMP) will be developed for the Project post-approval and will be encompassed within the CEMP. The HHMP will provide details for the ongoing management and maintenance of historic heritage management and mitigation measures during the construction phase of the Project.	Pre-construction	Proponent	Appendix J - CHMP
HIH02	If unanticipated finds, including potential relics, is found during Project activities, work in the vicinity (i.e. within 10 m) will cease until an assessment of the find is made by an archaeologist. An Unexpected Finds Protocol will be developed for the Project and encompassed within the CEMP.	Construction	Construction contractor	Appendix J - CHMP
HIH03	Where human remains (including skeletal material) are found work will halt, and the remains will not be tampered with. The police and coroner will be contacted for investigation, which may include the involvement of Heritage NSW and advice from a physical anthropologist.	Construction	Construction contractor	Appendix J - CHMP
HIH04	Where possible, trees that provide visual shielding to Glenfield Farm will be retained to minimise visual impacts to viewsheds from the farm, particularly in the southern sector where the Project would traverse vegetated land.	Construction	Construction contractor	Appendix J - CHMP
Aboriginal Heritage				
ABH01	<p>Prior to ground disturbance, an AHMP must be developed by a heritage specialist in consultation with the Aboriginal stakeholders and consent authority to provide the post-approval framework for managing Aboriginal heritage within the study area. The AHMP should include the following issues:</p> <ul style="list-style-type: none"> processes, timing, and communication methods for maintaining Aboriginal community consultation and participation through the remainder of the Project; procedures for identifying and managing any culturally modified trees and/or vegetation with cultural values identified within the study area as the Project progresses; descriptions and methods of any additional investigative and/or mitigative archaeological actions that may be required prior to works commencing or during the Project. These may include cultural inductions for all personnel and subcontractors outlining the past history and sensitivity of the region, archival recording, archaeological excavation and/or cultural monitoring for any areas where the surface impacts of the Project intersect the identified Aboriginal objects and/or sites, and/or areas of archaeological sensitivity, and any additional requirements identified by the Aboriginal community; description and methods of actions to minimise any inadvertent impacts to identified Aboriginal objects and/or sites and areas of archaeological sensitivity outside of the construction footprint. This should include, but not be limited to, cultural inductions for all personnel and subcontractors outlining their location and significance, fencing and clear marking of heritage sites and zones of interest in close proximity to proposed works, appropriate screening for sensitive and gender-specific areas, and any additional requirements identified by the 	Pre-construction	Proponent	Appendix J - CHMP

No.	Requirements	Timing	Responsibility	Document reference
	<p>Aboriginal community. A suitable regime of monitoring these activities should also be outlined, including locations, methods, personnel and timing;</p> <ul style="list-style-type: none"> description and methods for undertaking further Aboriginal heritage assessment, investigation and mitigation of any areas of the Project footprint that have changed following completion of the preliminary Aboriginal heritage assessment and/or during the final design and construction phases of the Project; description and methods of post-excavation analysis and reporting of any archaeological investigations and activities implemented as part of the AHMP. For excavations, these should include suitable collection and processing of stone artefacts, and chronological, soil, and environmental samples; procedures for managing the unexpected discovery of Aboriginal objects, sites and/or human remains during the Project; procedures for the curation and long-term management of cultural materials recovered as part of the works outlined in the AHMP and any preceding stages associated with the Project; and processes for reviewing, monitoring, and updating the AHMP as the Project progresses. 			
ABH02	The CEMP, or equivalent, should reinforce how the cultural landscape is considered throughout the Project and detail the rehabilitation of the Project area. In discussion with the Aboriginal community, rehabilitation of areas where infrastructure is not remaining after the Project should be undertaken to determine suitable ecological communities and other factors in returning the cultural landscape as close to its current state as feasible.	Pre-construction	Construction contractor	Appendix J - CHMP
ABH03	Consultation should be maintained with the RAPs during the finalisation of the assessment process and throughout the Project.	Construction	Construction contractor	Appendix J - CHMP
ABH04	A copy of the ACHA report should be lodged with sarkvage and provided to each of the RAPs.	Pre-construction	Heritage Consultant	Not applicable for construction
ABH05	AHIMS Site Recording Forms for the newly identified Aboriginal objects and/or sites within the Project area and areas of archaeological sensitivity should be submitted to the AHIMS database once their validation has been completed.	Construction	Construction contractor	Appendix J - CHMP
ABH06	Where the heritage consultant changes through the Project, suitable hand over should be undertaken to minimise loss or mistranslation of the intent of the information, findings and future steps in heritage management occur.	Construction	Construction contractor	Appendix J - CHMP
Air Quality				
AIR01	An air quality management plan (AQMP) will be developed for the Project post-approval and will be encompassed within the CEMP. The AQMP will provide details for the ongoing management and maintenance of air quality management and mitigation measures during the construction phase of the Project.	Pre-construction	Proponent	Appendix N - CAQMP
AIR02	Prior to commencement of construction activities, the Project will develop appropriate communications to notify the potentially impacted residences of the Project (duration, types of works, etc), relevant contact details for environmental complaints reporting.	Pre-construction	Construction contractor	Section 5.4 CEMP Community Communication Strategy (CCS)

No.	Requirements	Timing	Responsibility	Document reference
AIR03	A complaints logbook will be maintained throughout the construction phase which should include any complaints related to dust. Where a dust complaint is received, the details of the response actions to the complaint should be detailed in the logbook.	Construction	Construction contractor	Section 5.4.3 CEMP CCS
AIR04	The Project will record any exceptional incidents that cause dust and/or air emissions, either on or off site, and the action taken to resolve the situation in the logbook.	Construction	Construction contractor	Appendix N - CAQMP
AIR05	The Project will hold regular meetings with the operators of other high-risk construction sites within 500 m of the Project site boundary (if applicable) to ensure that cumulative particulate matter emissions are minimised.	Construction	Construction contractor	Section 5.2 CEMP Section 1.3 CEMP Table 5.1 CEMP
AIR06	Regular site inspections will be undertaken with results recorded within a logbook.	Construction	Construction contractor	Section 7.1.1 CEMP Appendix N - CAQMP
AIR07	Shade cloth barriers to site fences will be erected around potentially dusty activities such as trench excavations and material stockpiles where practicable.	Construction	Construction contractor	Appendix N - CAQMP
AIR08	Site fencing and barriers will be kept clean using wet methods.	Construction	Construction contractor	Appendix N - CAQMP
AIR09	A maximum-speed-limit of 20 km/h on all internal roads and work areas during construction will be implemented.	Construction	Construction contractor	Appendix N - CAQMP
AIR10	Proper maintenance and tuning of all equipment engines will be undertaken.	Construction	Construction contractor	Appendix N - CAQMP
AIR11	Water carts will be deployed to ensure that exposed areas and topsoils/subsoil are kept moist.	Construction	Construction contractor	Appendix N - CAQMP
AIR12	Adequate water supply on the construction site will be provided for effective dust/particulate matter suppression/mitigation.	Construction	Construction contractor	Appendix N - CAQMP
AIR13	Working practices will be modified to limit clearing, stripping and spoil handling during periods of adverse weather (hot, dry and windy conditions) and when dust is seen leaving the Project site.	Construction	Construction contractor	Appendix N - CAQMP
AIR14	The extent of clearing of vegetation and topsoil will be limited to the designated footprint required for construction and appropriate staging of any clearing.	Construction	Construction contractor	Appendix K - CSWMP
AIR15	Drop heights from loading or handling equipment will be minimised.	Construction	Construction contractor	Appendix N - CAQMP
AIR16	Revegetation of earthworks and exposed areas/soil stockpiles to stabilise surfaces will be undertaken as soon as practicable.	Construction	Construction contractor	Appendix K - CSWMP
AIR17	Water-assisted dust sweeper(s) will be utilised to remove, as necessary, any material tracked out of the Project site.	Construction	Construction contractor	Appendix K - CSWMP
AIR18	Dry sweeping of large areas will be avoided.	Construction	Construction contractor	Appendix N - CAQMP
AIR19	Trips and trip distances will be controlled and reduced where possible, for example by coordinating delivery and removal of materials to avoid unnecessary trips.	Construction	Construction contractor	Appendix O - CWRMP

No.	Requirements	Timing	Responsibility	Document reference
AIR20	All trucks delivering fill or leaving the Project site with spoil material will have their load covered.	Construction	Construction contractor	Appendix N - CAQMP
AIR21	Daily on-site and off-site inspections, where receptors are nearby, will be undertaken to monitor dust. The inspection results will be recorded in a specific log. Inspections will include regular dust soiling checks of surfaces such as street furniture and cars.	Construction	Construction contractor	Appendix N - CAQMP
AIR22	At the commencement of each day's activities, the local meteorological forecast will be reviewed, including the timing of notable increases in wind speed and/or temperature. Appropriate increased intensity or additional mitigation measures will be planned for the day based on this forecast review. The likely meteorological conditions and implications for dust emissions and impacts will be discussed at the morning toolbox meeting.	Construction	Construction contractor	Appendix N - CAQMP
AIR23	Site inspections will occur at increased frequencies when activities with a high potential to produce dust are being carried out and during prolonged dry or windy conditions. Should notable visual dust emissions be observed leaving the Project site, increased intensity or additional mitigation measures will be deployed.	Construction	Construction contractor	Appendix N - CAQMP
AIR24	Policies will be implemented which aim to minimise emissions from the vehicles visiting the Project, such as queue management, and restrictions on idling and the use of auxiliary equipment	Construction	Construction contractor	Appendix O - CWRMP
Social				
SOC01	Implementation of a monitoring and management framework to ensure that the identified positive and negative impacts are monitored over time to measure the effectiveness or otherwise of the proposed management measures	Construction	Construction contractor	Section 7.1.2 CEMP
SOC02	Implementation of a local participation strategy and plan as a part of the construction strategy.	Construction	Construction contractor	Section 1.6 CEMP CCS
SOC03	Provision of signage which provides informative and motivating messaging about physical activity.	Construction	Construction contractor	CCS
SOC04	Continued use of local procurement mechanisms.	Construction	Construction contractor	TBC
SOC05	Conduct ongoing consultation with stakeholders and the community during Project construction and implement a complaint handling procedure.	Construction	Construction contractor	Section 1.6 CEMP CCS
Visual Impact, Landscape And Character				
VIS01	Wherever feasible, ancillary sites will be located where they would have least visual impact.	Construction	Construction contractor	Section 2.4 CEMP
VIS02	Detailed design of structural elements, including noise barriers, retaining walls and retaining wall finishes, will be in accordance with Beyond the Pavement, urban design policy, procedure and design principles (Roads and Maritime, 2013) and the associated design guidelines	Design	Design Team	Design Report
VIS03	Consideration to the design of the new retaining walls will be given in order to minimise the apparent height of the walls, including planting to the base of the wall and terracing	Design	Design Team	Design Report UDLP

No.	Requirements	Timing	Responsibility	Document reference
VIS04	New retaining walls will be designed to have a finish that relates to the character of the surrounding landscape.	Design	Design Team	UDLP
VIS05	Where there is sufficient space, operational water quality devices will be designed with consideration of reducing visual impacts.	Design	Design Team	UDLP
VIS06	The design of temporary and permanent lighting will be undertaken in accordance with AS 1158.1- 1986 and would avoid unnecessary light spill on adjacent residents or sensitive receivers.	Design	Design Team	UDLP
VIS07	The removal of existing vegetation within the road corridor will be minimised	Construction	Construction Contractor	Appendix M – CBFMP Appendix K - CSWMP
VIS08	The potential for planting of shrub species in medians and verges will be considered in detailed design, where the width of the median allows, taking into account clear zone requirements for headlight glare screening.	Design	Design Team	UDLP
VIS09	Screen planting will be provided where feasible to proposed retaining walls to screen the Project from sensitive adjacent land uses where applicable.	Design	Design Team	UDLP
Waste and Resource Management				
WAS01	A CWRMP will be prepared for the Project and encompassed within the CEMP. The CWRMP will outline appropriate management procedures and include, but not be limited to: <ul style="list-style-type: none"> • identification of the waste types and volumes that are likely to be generated by the Project; • adherence to the waste minimisation hierarchy principles of avoid/reduce/reuse/recycle/ dispose; • waste management procedures to manage the handling and disposal of waste, including unsuitable material or unexpected waste Volumes; and • identification of reporting requirements and procedures for tracking of waste types and quantities. 	Pre-construction	Proponent	Appendix O - CWRMP
WAS02	A Spoil Management Plan (SMP) will be prepared for the Project as part of the construction waste and resource management plan. The SMP will outline appropriate management procedures for the generation and importation of spoil. It will include, but not be limited to: <ul style="list-style-type: none"> • procedures for classification of spoil; • identification of spoil reuse measures; • spoil stockpile management procedures; • spoil haulage routes; • spoil disposal and reuse locations; and • imported spoil sources and volumes. 	Pre-construction	Proponent	Appendix O - CWRMP
WAS03	Suitable areas will be identified to allow for contingency management of unexpected waste materials, including contaminated materials. Suitable areas will be required to be hardstand or lined areas that are appropriately stabilised and banded, with sufficient area for stockpile storage.	Pre-construction	Proponent	Appendix O - CWRMP

No.	Requirements	Timing	Responsibility	Document reference
Sustainability				
SUS01	Excavated material will be reused of as much as possible from cut activities associated with the Project.	Construction	Construction contractor	Appendix O - CWRMP
SUS02	Recycled materials and sources such as crushed pavement for select fill, fly ash as an additive to concrete production and reclaimed water will be used wherever possible.	Construction	Construction contractor	Appendix O - CWRMP
SUS03	The Project will explore options for green energy usage for ancillary facilities and measures to minimise greenhouse gas emissions.	Design	Design Team	Design Report
SUS04	The removal of trees and the area of disturbance around riparian habitat and waterways will be minimised as far as possible.	Construction	Construction contractor	Appendix M – CBFMP Appendix K - CSWMP
Cumulative Impacts				
CUM01	SIMTA will liaise with the relevant project manager of major projects in the vicinity of the Project to coordinate disruptive activities (e.g. tie in works on the existing Moorebank Avenue) to minimise cumulative impacts.	Construction	Construction contractor	Section 1.3 CEMP Table 5.1 CEMP

APPENDIX D Risk Register

The risk rating was based on an assessment of the likelihood and consequences of the risk occurring.

The likelihood (Table C1), consequences descriptors (Table C2) and the risk matrix (Table C3) are presented below. These were used to generate a risk rating score, which provided a risk rating. Risk rating was determined prior to and following the implementation of mitigation measures.

Table C1: Likelihood

Category	Description	Score
Almost Certain	The risk scenario will occur in most instances and is unavoidable due to site activities.	5
Likely	The risk scenario is likely to occur and is a consequence of site activities.	4
Possible	The risk scenario may occur.	3
Unlikely	The risk scenario is unlikely to occur and site activities may contribute to the risk scenario.	2
Rare	The risk scenario will rarely occur and site activities do not normally contribute to the risk scenario.	1

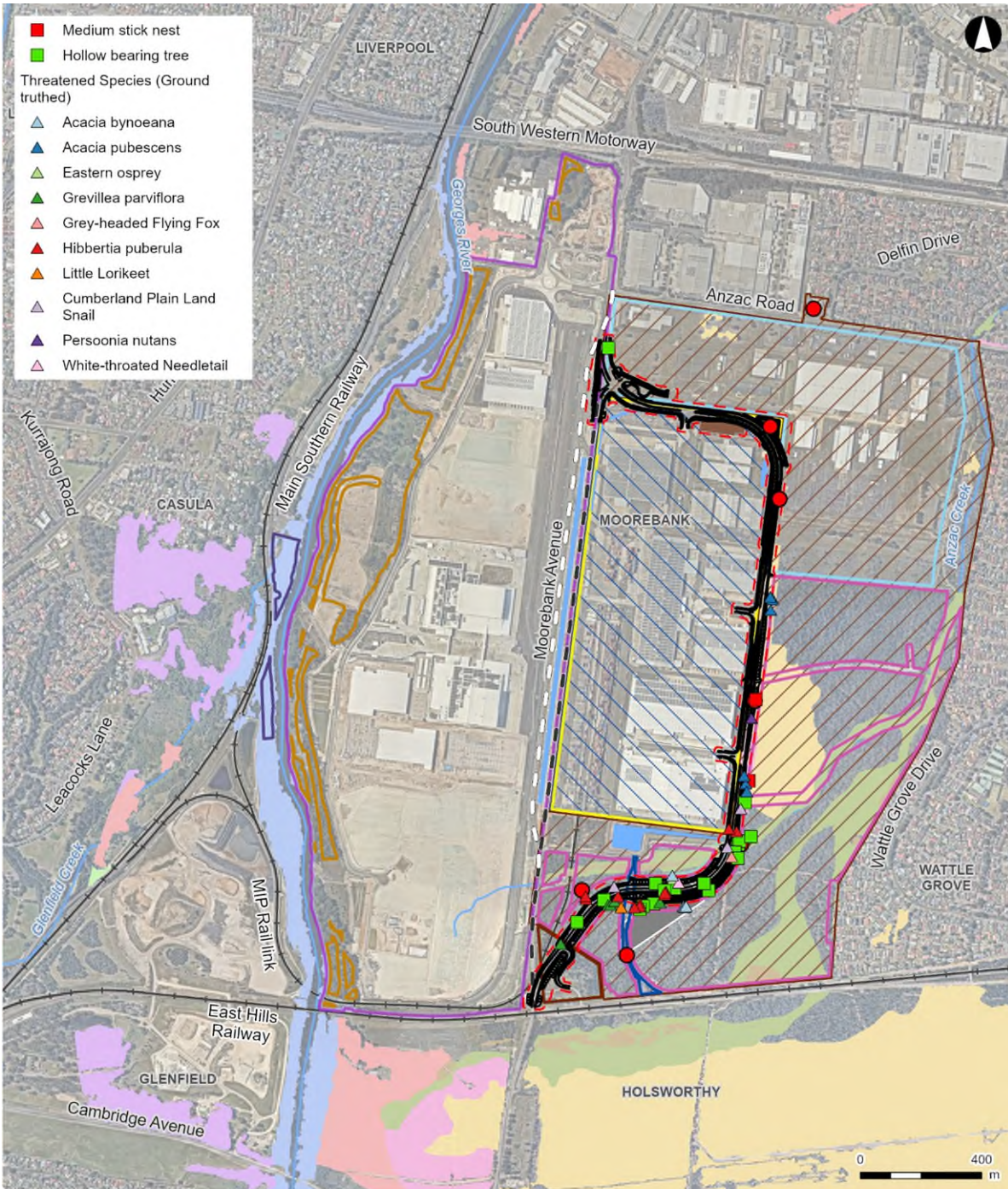
Table C2: Consequence descriptors

Category	Environment	Customer Experience and Satisfaction	Regulatory or Legal Breach	Score
Severe	Major scale damage or loss in a medium sensitive environment, or large-scale damage or loss in a highly sensitive environment.	A deluge of customer complains about up to six months with normal background rates for the mode or service increasing by a factor of three or more.	Substantial breach resulting in prosecution, fines and/or litigation. Licence or accreditation restricted or conditional affecting ability to operate.	4
Major	Major scale damage or loss in a low sensitive environment, or large-scale damage or loss in a medium sensitive environment, or moderate scale damage or loss in a highly sensitive environment.	A substantial and sustained uplift in the rate of customer complaints.	Systemic non-compliance/major breach resulting in enforcement action and/or prohibition notices. Substantial fine and no disruption to services.	3
Moderate	Large scale damage or loss in a low sensitive environment, or moderate scale damage or loss in a medium sensitive environment, or minor scale damage or loss in a highly sensitive environment.	A stream of written complaints.	Moderate non-compliance. Subject to comment and monitoring from applicable regulator. Small fine and no disruption to services.	2
Minor	Moderate scale damage or loss in a low sensitive environment, or minor scale damage or loss in a medium sensitive environment.	Isolated written complaints.	Low-level non-compliance with legal and/or regulatory requirement or duty. Investigation and/or report to authority.	1

Table C3: Risk matrix

Likelihood	Consequence			
	Severe 4	Major 3	Moderate 2	Minor 1
Almost Certain 5	VH 20	H 15	H 10	M 5
Likely 4	VH 16	H 12	M 8	M 4
Possible 3	H 12	M 9	M 6	L 3
Unlikely 2	M 8	M 6	M 4	L 2
Rare 1	M 4	L 3	L 2	L 1

APPENDIX E Sensitive Area Plans



Legend

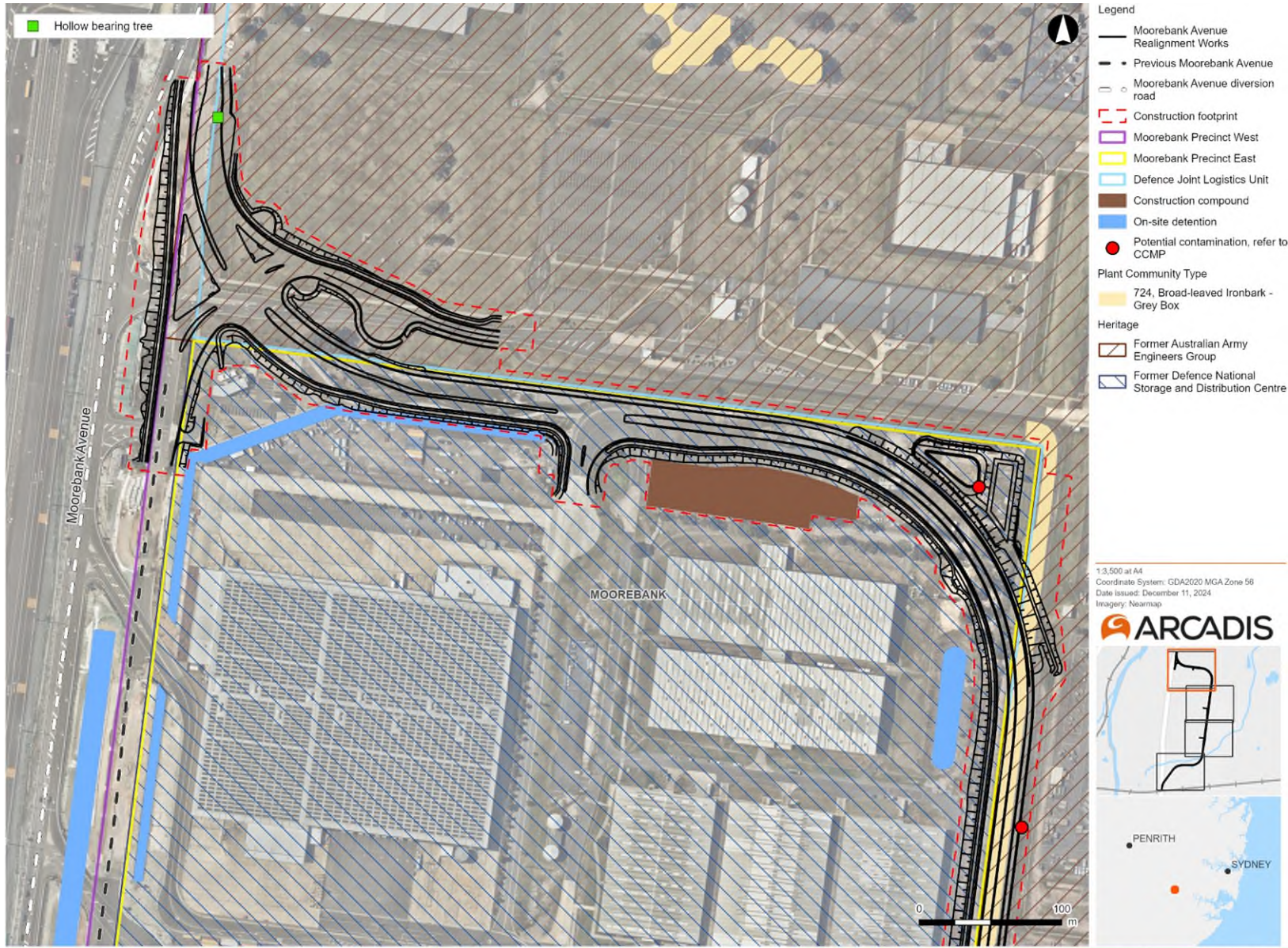
- | | | |
|--|---|--|
| <ul style="list-style-type: none"> — Moorebank Avenue Realignment Works — Railway — Previous Moorebank Avenue ○ Moorebank Avenue diversion road — Construction footprint — Moorebank Precinct West — Moorebank Precinct East — Defence Joint Logistics Unit — Disused rail spur — Rail Corp land ● Potential contamination, refer to CCMP | <ul style="list-style-type: none"> — Watercourse — Railway — Construction compound Plant Community Type <ul style="list-style-type: none"> 724, Broad-leaved Ironbark - Grey Box 725, Broad-leaved Ironbark - Melaleuca decora 781, Coastal freshwater lagoons 835, Forest Red Gum 849, Grey Box 883, Hard-leaved Scribbly Gum 941, Mountain Blue Gum | <ul style="list-style-type: none"> 1067, Parramatta Red Gum 1800, Swamp Oak Heritage <ul style="list-style-type: none"> Former Australian Army Engineers Group Former Defence National Storage and Distribution Centre Former Grenade Disposal Area Biobanking boundaries <ul style="list-style-type: none"> Casula Offset Area (Hourglass) Moorebank Offset Area (Georges River) Wattle Grove Offset Area (BA341) |
|--|---|--|




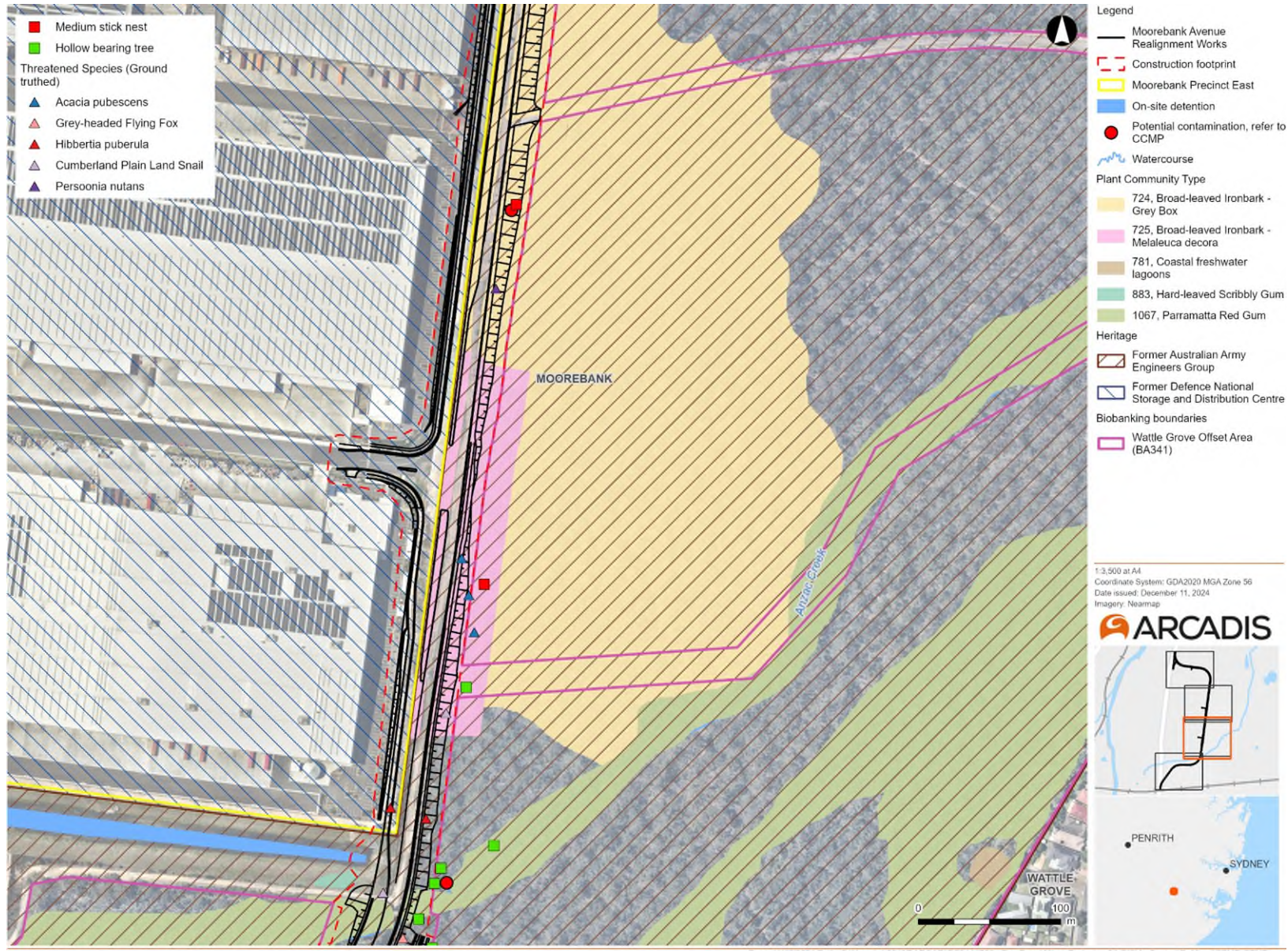
ARCADIS

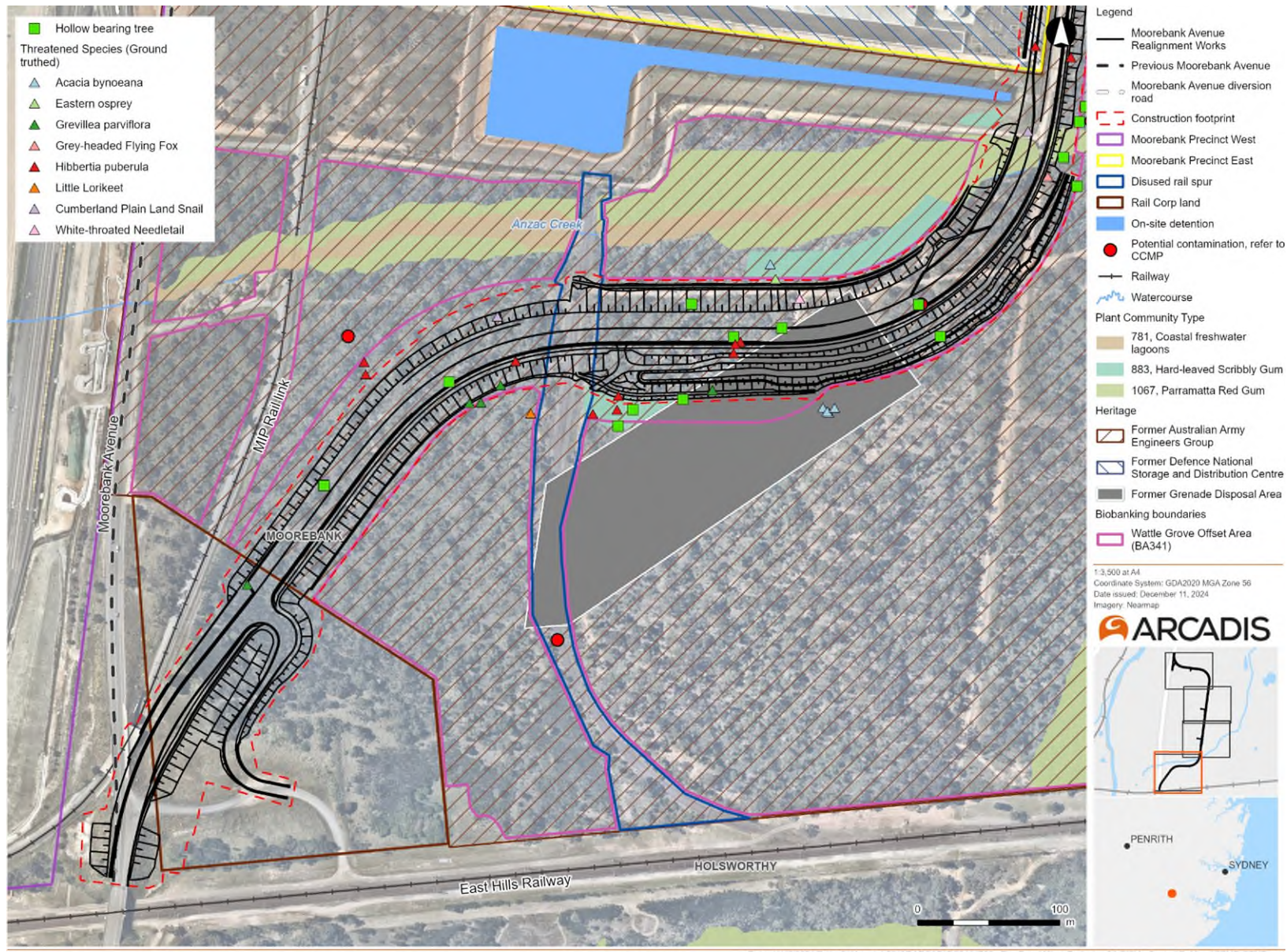
1:19,600 at A4
 Coordinate System: GDA2020 MGA Zone 56
 Date issued: December 11, 2024
 Imagery: Neamap

Path: C:\Users\st96137\ARCADIS\30144780 - Env Panel Minor Projects - 04 GIS\A_Current\8_Maps\CEMP\CEMP.aprx









APPENDIX F Environmental Work Method Statement

Project MARW <i>Contractor doing the work</i>	ENVIRONMENTAL WORK METHOD STATEMENT	EWMS	#
	ACTIVITY NAME (e.g., vegetation clearing, excavation)	REV.	
		DATE	

ACTIVITY DETAILS	
Description of the activity	Include a summary of the activity, scope and how it fits into the broader construction program
EWMS objectives	The objectives for this specific EWMS are: <ul style="list-style-type: none"> •
Key environmental elements	The key environmental elements that could be affected by construction impacts and need to be protected are: <ul style="list-style-type: none"> • E.g., Endangered / threatened flora • E.g., Heritage <p>Known environmentally sensitive areas are detailed in the map at Attachment A.</p>
Location of the activity	A map showing the key features of the activity, and the environmentally sensitive areas, is included at.....e.g., attachment name.
Construction method	
Timing of works and expected duration	
Hours of Operation of Activity	<ul style="list-style-type: none"> • Monday to Friday • Saturday • Sunday • Public holidays <p>Other timing restrictions: e.g., noise respite periods</p>
Approvals / permits / licences required	The key environmental approvals / licences / permits required to undertake: <ul style="list-style-type: none"> • E.g., dial before you dig • E.g., ROL

CONSULTATION / COMMUNICATION REQUIRED

The stakeholder consultation that will be undertaken before, during or after this activity is as follows:

Consultation / communication activity	Stakeholder	Timing	Responsibility
<i>E.g. - Notification of start of works</i>	<i>Local residents and businesses</i>	<i>>5 days prior to commencing works</i>	<i>Communications manager</i>

INCIDENT RESPONSE

Environmental incidents will be managed in accordance with the incident procedure detailed in the document e.g., CEMP

The key step on-site is immediate notification of environmental incidents to:

- provide name and contact details

RELEVANT DOCUMENTS

The key documents that relate to this activity are:

- E.g., CEMP
- CSWMP
- DBYD

TRAINING

All personnel undertaking this activity will be trained in this EWMS.

The EWMS sign-on sheet will be completed by all personnel who have undertaken training and will be filed for record-keeping. Relevant staff will also have the following training in order to effectively implement this EWMS:

Training	Relevant Personnel
<i>E.g., Erosion and Sediment Control</i>	<i>E.g., Leading hands, foreman</i>

RISK ASSESSMENT AND ENVIRONMENTAL CONTROLS

1. Use the risk analysis consequence and likelihood tables in Appendix C of the CEMP and review the Risk Register for any potential risks in the area
2. Identify the sequential tasks
3. Identify the corresponding hazards for each task
4. Determine the initial environmental risk for each activity
5. Clearly describe the site-specific environmental controls that will be implemented to manage each hazard i.e. Eliminate ---- Substitute ----- Engineering controls --- Administrative controls
6. Determine the residual risk level that will remain after implementation of the environmental controls.

Risk Assessment and Environmental Controls							
Sequence of tasks		Plant / equipment	Hazard	Initial risk	Site-specific Environmental Controls	Residual risk	Responsibility for managing environmental risks
1	<i>E.g.- Install orange flagging (bunting) with star pickets to delineate construction boundary</i>	<i>Hand tools only</i>	<i>Flagging installed in wrong area, resulting in clearing outside construction boundary</i>	VH	<i>Survey used to confirm construction boundary</i>	L	<i>Environment Mgr, Survey</i>
2							
3							
4							
5							
6							

Training in this EWMS delivered by:				
Name	Position	Company	Signature	Date

EWMS Sign-on:				
Personnel signing on to this EWMS confirm they understand the content of the EWMS and will implement the environmental controls contained within				
Name	Position	Company	Signature	Date

ATTACHMENTS

Attachments to this EWMS are:

- A. Map of activity, including known environmentally sensitive areas
- B. Diagram of environmental controls
- C. Any other considered appropriate e.g., photos, construction drawings etc

APPENDIX G Construction Biodiversity Management Plan

The CBMP is subject to ER endorsement and not Planning Secretary approval and will be provided for information only.

APPENDIX H Construction Traffic and Transport Management Plan

The CTTMP is subject to ER endorsement and not Planning Secretary approval and will be provided for information only.

APPENDIX I Construction Noise and Vibration Management Plan and Noise Monitoring Program

The CNVMP, the Noise Monitoring Program and the Out-of-Work Hours Protocol are subject to ER endorsement and Planning Secretary approval and have been submitted separately.

APPENDIX J Construction Heritage Management Plan

The CHMP is subject to ER endorsement and not Planning Secretary approval and will be provided for information only.

APPENDIX K Construction Soil and Water Management Plan

The CSWMP is subject to ER endorsement and not Planning Secretary approval and will be provided for information only.

APPENDIX L Construction Contamination Management Plan

The CCMP is subject to ER endorsement and not Planning Secretary approval and will be provided for information only.

APPENDIX M Construction Bushfire Management Plan

The CBFMP is subject to ER endorsement and not Planning Secretary approval and will be provided for information only.

APPENDIX N Construction Air Quality Management Plan

The CAQMP is subject to ER endorsement and not Planning Secretary approval and will be provided for information only.

APPENDIX O Construction Waste and Resource Management Plan

The CWRMP is subject to ER endorsement and not Planning Secretary approval and will be provided for information only.